


# OFFICIAL CHICAGO BEARS



1983 Media Guide

# FINGERTIP INFORMATION

## The Chicago Bears Football Club, Inc.

Chairman, President, Chief Executive Officer	George S. Halas
Executive Vice President, General Manager	James E. Finks
Vice President	Edward W. McCaskey
Vice President	Robert Brizzolara
Secretary	Virginia H. McCaskey
Treasurer, Assistant Secretary	Jerome R. Vainisi
Assistant Secretary	Florence Brizzolara

### 1983 DIRECTORY

#### CORPORATE HEADQUARTERS & TICKET OFFICE

55 E Jackson Blvd.  
Suite 1200  
Chicago, IL 60604  
Telephone: 312, 663-5100  
Night Line: 312, 663-5103  
Box Office: 312, 663-5408

President	George Halas
General Manager	Jim Finks
Vice President	Ed McCaskey
Treasurer	Jerry Vainisi
Stadium Operations	George Arneson
Business Manager	Rudy Custer
Skybox Manager	Tim LeFevour
Purchasing Agent	Max Swiatek
Player Scout	Fido Murphy

#### TICKET INFORMATION

Box Office ..... 55 E Jackson Blvd.  
..... Room 1250, Chicago, IL 60604  
Additional Outlets ..... Ticketron  
All Seats Reserved ..... \$12.50  
Season Ticket Applications Accepted.  
Box Office Hours: 9 a.m. - 4 p.m. Monday through  
Friday; Also the Saturday before a home game until  
noon. Soldier Field Ticket Windows open 9 a.m.  
game days.

#### TRAINING CAMP INFORMATION

The Bears train on the fields adjacent to their year-round headquarters at Halas Hall on the campus of Lake Forest (IL) College—30 miles north of Chicago's Loop. DIRECTIONS—From Route 41 (Edens), exit on Deerpath Road, East on Deerpath app. 1½ miles through downtown Lake Forest, across commuter rail tracks. The second city street east of the tracks is Washington. Turn right. Halas Hall is ½ mile down on right.

#### COACHES, PERSONNEL, PUBLIC RELATIONS

Halas Hall  
250 N. Washington Road  
Lake Forest, IL 60045  
Telephone: 312, 295-6600  
Telecopier: 312, 295-5238  
Press Room: 312, 295-2020

Head Coach	Mike Ditka
Research & Quality Control	Jim Dooley
Defensive Line	Dale Haupt
Offensive Coordinator	Ed Hughes
Special Teams	Steve Kazor
Defensive Backs	Jim LaRue
Receivers	Ted Plumb
Offensive Backs	Johnny Roland
Defensive Coordinator	Buddy Ryan
Offensive Line	Dick Stanfel
Asst. to General Manager	Bill McGrane
Collegiate Scouting Director	Jim Parmer
Pro Scouting Director	Bill Tobin
Public Relations Dir	Patrick McCaskey
Asst. Public Relations Dir	Fred Doremus
Consulting Physician	Dr. Clarence Fossier
Trainer	Fred Catto
Assistant Trainer	Brian McCaskey
Strength Coordinator	Clyde Emrich
Equipment Manager	Ray Earley
Equipment Assistant	Ken Earley
Film Director	Mitch Friedman
Film Assistant	John Wuehrmann
Superintendent, Halas Hall	R. L. McMurrin

#### GENERAL INFORMATION

Colors ..... Navy Blue, Burnt Orange, White  
Home Stadium ..... Soldier Field (1924)  
Capacity ..... 65,793  
Playing Surface ..... AstroTurf  
Address ..... 425 E McFetridge Dr.  
Chicago, IL 60605

### Press Will Call

Located near Gate "O" at South end of Soldier Field.  
Press Box elevators (West side near Gate 21) and Will Call open 3 hours before kickoff.

## TABLE OF CONTENTS

### CURRENT

Assembling the Bears	57
Biographies, Coaches	7-10
Biographies, Front Office	2-5
Biographies, Newcomers	50-56
Biographies, Veterans	12-48
Blocked Kicks	17
Cut Down Dates	135
Ditka's Bear Records	19
Draft Information	70-71
Durability Chart	67
Halas Hall	75
Homecoming	118
Honey Bears	125
Important Dates	135
Lyrics, Bear Down	25
Media Information	145
Opponents Information	145
Piccolo Award	4
Playoff Pairings and Priorities, 1983	144
Pronunciations	12-56
Radio	105
Road Headquarters	135
Roster, Newcomers	73
Roster, Veterans	72
Rushers, NFL Top 10	36
Schedule, Bears	1
Schedule, NFL	140-143
Special Team Tackles	39
Standings, 1982	65
Statistics, 1982	58-59
Super Bowls, Future	5
Transactions	66-67

### HISTORICAL RECORDS

All-Pro Bears	117
Annual Stat Leaders	104-108
Attendance Chart	135
Career Leaders	100-104
Coaching Records	125
College Alma Maters	143
Hall of Famers	119-124
Historical Highlights	119-124
Last Time Marks	79
National TV Results	15
Opponent Big Days	78
Overtime History	134-135
Pass Receiving—150-yard games	85
Passing—300-yard games	84
Playoff History	136-140
Pro Bowl Bears	118
Recapitulation, 1982	60-65
Records, Individual	80-90
Records, Team	90-99
Results, All-Time	128-133
Retired Numbers	20
Roster, All-Time Assistants	116
Roster, All-Time Players	109-116
Rushing—100-yard games	81-82
Series Standings	126-127
Soldier Field History	74
Soldier Field Pressbox Diagram	77
Soldier Field Records	79
Soldier Field Seating Plan	76
Thanksgiving Results	117
Trades	124
Trends, Statistical	68-69

## 1983 SCHEDULE

### PRESEASON

Saturday/August 6
Saturday/August 13
Saturday/August 20
Saturday/August 27
REGULAR SEASON
Sunday/September 4
Sunday/September 11
Sunday/September 18
Sunday/September 25
Sunday/October 2
Sunday/October 9
Sunday/October 16
Sunday/October 23
Sunday/October 30
Sunday/November 6
Sunday/November 13
Sunday/November 20
Sunday/November 27
Sunday/December 4
Sunday/December 11
Sunday/December 18

BUFFALO BILLS
@St. Louis Cardinals
@Los Angeles Raiders
KANSAS CITY CHIEFS

ATLANTA FALCONS
TAMPA BAY BUCCANEERS
@New Orleans Saints
@Baltimore Colts
DENVER BRONCOS
MINNESOTA VIKINGS
@Detroit Lions
@Philadelphia Eagles
DETROIT LIONS
@Los Angeles Rams
PHILADELPHIA EAGLES
@Tampa Bay Buccaneers
SAN FRANCISCO 49ERS
@Green Bay Packers
@Minnesota Vikings
GREEN BAY PACKERS

### CENTRAL TIME

6:00 PM
6:00 PM
8:00 PM
6:00 PM
Noon
Noon
Noon
1:00 PM
Noon
Noon
Noon
3:00 PM
Noon
Noon
Noon
Noon
Noon
Noon

# GEORGE STANLEY HALAS

President

Chairman of the Board

Chief Executive Officer

The uniqueness of George S. Halas, 88—President, Chairman of the Board, Chief Executive Officer—is chronicled properly in the Pro Football Hall of Fame in Canton, Ohio.

A plaque hanging in the Pro Football Hall of Fame reads in part:

"...Heading the Chicago Bears for more than a half-century, George S. Halas, the Team's founder and for 40 years, its head coach, is one of the most enduring personalities in any sports endeavor. He is a survivor of the little band of enthusiasts who met in a Canton automobile agency to organize the American Professional Football Association on September 17, 1920. The Bears are one of two surviving charter franchises of the APFA, which was the direct forerunner of the NFL..."

"The Bears' success on the playing field has been legendary... More Bears have been enshrined in the Pro Football Hall of Fame than from any other club—20 Bears, including Halas, to be exact..."

The quote doesn't tell you a lot about George S. Halas. But then, Halas the man, Halas the coach, the Chicago Bears and, in some aspects, professional football are one in the same. Inseparable. Each of the four has a separate birthdate, yet they are one in the same.

The biography of one would spill into the life of the others.

Halas feels he is just about the most fortunate man in all professional sports...his version of the great American dream has come true. He is the hometown boy who didn't have to travel to make good but rather pyramided one success upon another right in Chicago.

Halas is a man of unique stature and distinguished status, active in the operation of the Chicago Bears since 1920 when he founded the team. 1983 is the 64th year since the Bears came into being as the Decatur Staleys.

No other football coach, professional or college, has equalled his personal winning record. The 40 years he had been the coach of the Bears break down into four separate 10-year tenures: 1920-'29, 1933-'42, 1946-'55 and 1958-'67.

In those years, the Bears won 326 games, including playoff wins.

Halas, born February 2, 1895, and raised on Chicago's West Side, prepped at Crane Tech High School, went on to the University of Illinois, earning a B.S. degree in Engineering and lettering in football,



## NO. 1 WINNING COACH OF ALL TIME

Name & Seasons Active	Won	Lost	Tied	Pct.
George S. Halas (40)	326	151	30	.673
Paul (Bear) Bryant (38)	323	85	17	.780
A. A. Stagg (57)	314	199	35	.605
Glenn (Pop) Warner (44)	313	106	32	.729
Eddie Robinson (39)	305	101	13	.743
Wayne (Woody) Hayes (33)	238	72	10	.759
E. L. (Curly) Lambeau (33)	234	135	23	.626

basketball, and baseball. After graduation in 1918, he went into the Navy for the first of his two tours of duty.

Halas was named Player of the Game in the 1919 Rose Bowl as an end on the Great Lakes team that beat the Marines 17-0.

An ensign in World War I, Halas enlisted again in World War II, becoming Welfare and Recreation officer of the Navy's Pacific Fleet under Admiral Chester W. Nimitz. He was decorated with the Bronze Star. A commander when he left active duty in 1946, Halas retired as a captain in the Naval Reserve. He was also awarded the Distinguished Citizens Award, the highest honor the Navy can bestow on a civilian.

After leaving the Navy for the first time, Halas played right field briefly for the New York Yankees who optioned him to St. Paul in the American Association. A hip injury shortened his baseball career. In 1920, he turned a course that became a highway to success for him.

Halas went to work for a Decatur, Illinois corn products firm owned by an enthusiastic sports fan, Mr. A. E. Staley. Mr. Staley sponsored a semi-pro baseball team managed by the famous ex-New York Giants pitcher, "Iron-Man Joe" McGinnity. Halas played shortstop, captained the team.

Late that summer, Mr. Staley commissioned Halas to organize an independent football team.

The Decatur Staleys were forerunners of the Bears.



In 1921, they were known as the Chicago Staleys under an agreement with the corn products firm. In 1922, the team was officially named the Chicago Bears.

As a player, Halas set an NFL record that stood for 49 years. He ran 98 yards for a touchdown with a Jim Thorpe fumble in a 26-0 win over the Oorang Indians at Wrigley Field November 4, 1923. Halas played end for the Bears from 1920-'29; he was named to the NFL All-Pro squad of the 1920's.

Halas' intensity and competitive drive gave the Bears color and dramatic flair. He seeks continuously to add dignity to the sport he loves so deeply. Halas is responsible for these innovations.

The first pro team to practice daily, the first to take game movies for study and strategical purposes; the first to have its own team band; the first to have its own team song; the first to publish and distribute a club newspaper; the first to have radio broadcasts of games; the first to have a homecoming game dinner for all ex-Bears; the first to issue Player Diplomas.

When Halas signed Red Grange in 1925 and arranged a coast-to-coast tour, the Bears brought NFL football to cities that had hardly ever heard of it.

The most powerful influence on Halas in dedicating his professional life to pro football, was Coach Bob Zuppke's farewell talk to the 1918 Illinois team. Halas never forgot Zuppke's words:

"Goodbye makes no sense whatsoever. Just when all of you begin to know something about football after three years, I lose you. Football is the only sport that ends a man's career just when it should be beginning."

Halas realized professional football is only an extension of a player's competitive life and has always cautioned veterans and rookies alike.

"Don't regard pro football as a complete career in itself. Don't see it as the beginning and the end of your earning power. Plan for the years beyond. Use the glamour of the game to attract attention to yourself by playing well. That will develop an off-season occupation, and then the assurance of a substantial future."

Four times, Halas has interrupted his coaching activities of his own volition.

He turned over leadership to Ralph Jones from 1930 through 1932. When Halas left for the U.S. Navy on November 1, 1942, Luke Johnsos and "Hunk" Anderson shared head coaching responsibilities through 1945. John "Paddy" Driscoll coached in 1956 and 1957.

Coincidentally, in 1933 and again in 1946 when Halas resumed head coaching duties after having

been away, his Bears' team won world championships immediately. Resuming coaching in 1958, Halas needed a little more time to develop another championship and in 1963 the Bears won their eighth championship. (Halas' Bears actually won nine championships, but only eight are recognized by the NFL at this time. Number nine was 1924 when the Bears whipped the Cleveland Bulldogs 23-0 in Wrigley Field December 7, 1924. In those days, championships were awarded at post-season League meetings. Halas says with a grin "...I left the meeting room to go to the washroom and when I got back they had awarded the Championship to Cleveland.")

The Associated Press, The Sporting News, and The United Press International named him Coach of the Year after the 1963 and 1965 seasons.

Halas retired from coaching May 27, 1968.

The team rather than the individual has always been the philosophy of the Bears. The Bears are tied with the old Canton Bulldogs for most consecutive regular season games without defeat. The Bears turned the trick from 1941 through '43 (23 wins, one tie). The Bears scored most straight victories, all games, 18 in a row (1933-'34 and again in 1941-'42). Their 17 straight regular season victories (1933-'34) were another record—and they share second place in this category with 16 in a row: Bears (1941-'42) and Miami (1971-'73).

The Bears played an incredible 30 games without a defeat from 1932 to 1933. That span included season, championship and pre-season games.

During the 1940's, the team reached the height of its power with four straight Western Conference titles; three world championships; a fantastic four season record (including pre-season games) of 62 victories, 7 losses, 1 tie for an astronomical winning percentage of .899; 2,164 points against 842. The 1940 team, which defeated the Washington Redskins with an all-time high scoring mark of 73-0 for the world championship, was voted the greatest professional team of all time by the National Academy of Sports Editors in 1963.

Halas has won many honors and awards over the years, among which is the prestigious Sword of Loyola; an honorary doctor of laws degree from Lake Forest College; Britannica Achievement in Life Award; and the Walter Camp Foundation Distinguished American Award.

His autobiography—*Halas by Halas*—was published October, 1979 by McGraw Hill, and is now ready for its fourth printing.

### Halas' Bear Record

Longest run with opponent's fumble 98 yards (TD) 11/4/23

## EDWARD W. McCASKEY

### Vice President

Community involvement programs are a natural for the Chicago Bears. Vice President Ed McCaskey, who once was a professional night club singer.

An executive with the Bears since 1967, McCaskey has been the spearhead for the Club's civic projects.

A close friend of the late Brian Piccolo, whom he considered a son, McCaskey worked closely with Screen Gems in the production of the movie "Brian's Song." He represents the NFL owners on the Brian Piccolo Golf Tournament Committee that has donated over \$410,000 to the Memorial Sloan-Kettering Cancer Center in New York, as a memorial to Brian Piccolo.

Entering the business world after World War II, McCaskey was in the music publishing business in New York and associated with the late Jimmy Dorsey.

Since coming to Chicago in '49, he has been merchandising manager for the National Retail Tea and Coffee Association, executive vice-president of Merchandise Service, Inc., and an account executive for E. F. MacDonald Co.

Born April 27, 1919, in Philadelphia, McCaskey sang with dance bands before enrolling at the University of Pennsylvania in 1940.

He was a football tackle at Lancaster (Pa.) Catholic High School prior to graduation in '37.

He continued a singing career during his collegiate days and was elected a class president at Penn. After graduation in '43 in absentia, McCaskey served with the 80th Infantry in France—enlisting as a private and leaving the Army with Captain's rank.

In addition to the Piccolo Committee, McCaskey serves on the board of trustees of Rosary College, as trustee of the Piccolo Children's Fund, the Illinois Chapter of the National Hemophilia Foundation, the Chicago Association for Retarded Children, and the Charlie Conacher Cancer Research Fund at the Toronto General Hospital. He is also on the Board of Directors of the Michigan Avenue National Bank, NFL Films, NFL Properties, and the Central States Institute of Addiction.

McCaskey and his wife Virginia have 11 children, 11 grandchildren, and reside in Des Plaines.



## Brian Piccolo Award

Bear veterans vote the award to the rookie who best exemplifies the courage, loyalty, teamwork, dedication and sense of humor of the late Brian Piccolo.

A running back who died of cancer June 16, 1970, Piccolo was in his fourth season with the club when forced from the lineup because of the malignancy. He was 26 years old when he died and left a wife and three daughters, and legions of friends.

Piccolo played the first nine games of the '69 season when a persistent cough led to a chest x-ray that revealed the cancer.

He signed with the Bears as a free agent following the '64 collegiate season. As a senior at Wake Forest, Piccolo led the nation in scoring (111) and rushing (1,044).

1982	Quarterback Jim McMahon
1981	Middle Linebacker Mike Singletary
1980	Tight End Bob Fisher
1979	Defensive End Dan Hampton
1978	Running Back John Skibinski
1977	Tackle Ted Albrecht
1976	Wide Receiver Brian Baschnagel
1975	Running Back Roland Harper
1974	Tight End Fred Pagac
1973	Defensive Tackle Wally Chambers
1972	Defensive Tackle Jim Osborne
1971	Safety Jerry Moore
1970	Guard Glen Holloway

**JAMES E. FINKS**  
**Executive Vice President,**  
**General Manager**



Jim Finks joined the Bears two days before the 1974 opener on September 12. After moving to Chicago, he spent the remainder of that season scouting future talent—players, coaches, front office personnel—while observing the Club's existing operation and personnel.

The Finks touch has extended beyond the Club's personnel. Soldier Field, the team's home since 1971, was completely rebuilt for the '82 season. In '79 the Club moved into the most modern of physical plants—\$1.8 million Halas Hall on the campus of Lake Forest College.

Finks broke into the NFL in 1949 as a rookie QB with the Pittsburgh Steelers from Tulsa University.

Since that time, he has been an NFL regular at both defensive back and quarterback, a college (Notre Dame) coach, a Canadian Football League (CFL) scout and general manager, and NFL Club Vice President and General Manager, and League Executive—all with distinction.

Finks joined the Bears after serving full time with the Management Council through the turbulent summer of '74 and its player strike. Previously his 10-year association with Minnesota brought the Vikings to the top of the professional game. Finks joined Minnesota in 1964 as its general manager and six seasons later saw the Purple Gang in their first Super Bowl (January 11, 1970).

That same season (1969) Finks was named Vice President of the Minnesota Club—retaining his general manager's duties.

As Viking fortunes increased to include 47 victories in his last four seasons (1970-73), Finks resigned his post in Minnesota. He was the Club's Executive Vice President when he tendered his resignation following the Vikings second Super Bowl.

Finks was a T-formation collegiate quarterback at Tulsa before he entered the NFL with the Steelers.

Pittsburgh still employed a single wing offense, however, and the 5-10, 175-pound passer found himself defending passes. From 1949-51, Finks was a regular in the Steeler secondary.

In 1952, the Steelers converted to the T-formation and Finks switched back to quarterback. In '53 he was selected to play in the Pro Bowl.

Finks left the pro game to coach Notre Dame's 1956 backfield under Terry Brennan.

He scouted for Calgary in the Canadian League the following season and took over as general manager of the Stampede in late 1957. He remained with the Stampede until moving to Minnesota in '64.

In 1968, he was on the first NFL negotiating committee that met with the Players' Association.

Finks and his wife Maxine have four sons—Jim, David, Dan, and Tom. He is a native of Salem, Illinois.

**FUTURE SUPER BOWLS**

**Super Bowl XVIII**  
**Super Bowl XIX**  
**Super Bowl XX**

**January 22, 1984**  
**January 20, 1985**  
**January 26, 1986**

**Tampa Stadium, Tampa**  
**Stanford Stadium, Palo Alto**  
**Superdome, New Orleans**

## BEAR STAFFERS



**GEORGE ARNESON**  
Stadium Operations



**FRED CAITO**  
Trainer



**RUDY CUSTER**  
Business



**RAY EARLEY**  
Equipment



**CLYDE EMRICH**  
Physical Coordinator Film



**MITCH FRIEDMAN**



**TIM LeFEVOUR**  
Skybox Mgr.



**PAT McCASKEY**  
Public Relations



**BILL McGRANE**  
Assistant to  
General Manager



**JIM FARMER**  
College Scouting



**BILL TOBIN**  
Pro Scouting



**JERRY VAINISI**  
Treasurer



## MIKE DITKA Head Coach

Michael Keller Ditka, 43, was signed on January 20, 1982 as head coach of the Chicago Bears, after nine seasons as an offensive assistant coach of the Dallas Cowboys.

The Bears' 10th head coach in 63 years, Ditka is a 22-year veteran of the NFL as both player and coach. He has been in League playoffs after 13 of those seasons. His teams have been NFC Champions five times and NFL Champions three times.

While Ditka was a Cowboys offensive coach, Dallas was in the playoffs all but one season and won NFC Championships in 1975, 1977, and 1978 with the NFL Crown following the 1977 season.

Born October 18, 1939 at Carnegie, Pennsylvania, Ditka had a 12-year NFL playing career with the Chicago Bears (1961-66), the Philadelphia Eagles (1967-68), and the Dallas Cowboys (1969-72) as a tight end. During those seasons, the Bears were in the playoffs once and the Cowboys four times. The Bears won the NFL Championship over the New York Giants 14-10 in 1963. In 1970 the Cowboys were the NFC Champs and after the 1971 season, they were NFL Champs.

Ditka's versatility brought him all-America honors on a virtually unanimous basis in 1960. For Pittsburgh, he was a solid two-way performer; defensively at end and middle linebacker; offensively as a receiver



and blocker as well as one of the nation's leading collegiate punters with a three-year average of 40 yards per boot. He starred in the East-West game and was voted the outstanding lineman in the Hula Bowl.

The Bears first round draft choice in 1961 (5th pick), Ditka was NFL Rookie of the Year, all-NFL 1961-64, and played in five Pro Bowls (1962-66). In 1964 he set an NFL record for tight ends by catching 75 passes for Chicago. The mark was broken in 1980 by San Diego's Kellen Winslow.

Ditka joined the Cowboys' coaching staff in 1973. In addition to handling the Dallas special teams, he has coached Pro Bowl performers at each receiver position—wideouts Drew Pearson and Tony Hill plus tight end Billy Joe DuPree.

### Ditka's Pro Stats

Receptions	No.	Yds.	Avg.	TD	Gms.
1972, Cowboys	17	198	11.6	1	14
1971, Cowboys	30	360	12.0	1	14
1970, Cowboys	8	98	12.3	0	14
1969, Cowboys	17	268	15.8	3	12
1968, Eagles	13	111	8.5	2	11
1967, Eagles	26	274	10.5	2	9
1966, Bears	32	378	11.8	2	14
1965, Bears	36	454	12.6	2	14
1964, Bears	75	897	12.0	5*	14
1963, Bears	59	794	13.5	8	14
1962, Bears	58	904	15.6	5*	14
1961, Bears	56	1076	19.2	12	14
Career	427	5812	13.6	43	158

\* Scored one additional touchdown on fumble recovery. Additional pro statistics: Carried twice for two yards, recovered one fumble, and returned three kickoffs for 30 yards in 1971.

## ASSISTANT COACHES

### JIM DOOLEY . . . . . Research and Quality Control

Jim Dooley, 53, head coach of the Bears from 1968 through 1971, is in charge of studying and evaluating all players and teams in the League. His reports provide the basis for the formulation of the Bears' weekly game plans.

After starring as a halfback for Miami (FL), Dooley was a first-round draft pick of Chicago's in 1952, was used on defense as a rookie and led the team in interceptions with 5 for 30 yards. Shifted to right flanker on offense in 1953, he led the team in pass receptions for the first of three times, the others being 1957, and 1959. His '53 mark was his best single season effort, 53 for 841 yards.

Dooley played nine seasons for the Bears and is the Club's sixth all-time leading pass catcher (211-3, 172-16 TDs). His playing days were interrupted twice: From 1955-56 when he served in the Air Force, and in '58 when sidelined with a broken ankle. Considered one of the League's best down-and-out receivers, Dooley won the Eisenhower Trophy as the outstanding player in the 1959 Armed Forces victory over the Giants (10-137-2 TDs).

After his playing days, Dooley became an assistant coach for the Bears working with the offense 1963-65 and then switching to defense for the 1966-67 seasons. The '65 team set an all-time Bears' scoring record of 409 points. He came up with a number of innovations that gave the Bears one of the NFL's best defensive teams.

Dooley was born February 8, 1930 in Stoutsville, Missouri.



## **DALE HAUTP . . . . . Defensive Line Coach**

The year before Dale Haupt joined the Chicago Bear staff as defensive line coach, the Bears made just 27 sacks. That was 1977.

Since that time, Chicago has averaged 39 a season on totals that read 40, 46, 47, 31, 30 (9 games).

At Duke in 1977, Haupt spent 17 years coaching major college football before joining the Bears for the '78 season. After six of those collegiate seasons, his teams went to bowl games.

Born April 12, 1929 at Manitowoc, Wisconsin, the three-time University of Wyoming letterman spent six years tutoring linemen in the Atlantic Coast Conference. His one year at Duke was preceded by a five-year stint at North Carolina (1972-76).

Wyoming's most valuable player as a junior guard-linebacker in 1952, Haupt was the Cowboys' captain as a senior. A two-time all-conference pick, he went to camp with the 1954 Green Bay Packers before entering the Army.

Discharged with the rank 1st Lt. in 1957, Haupt coached high school football (Apopka, FL; Casper, WY; and Daytona Beach, FL) for three years before teaching the college game.

Haupt began his college coaching career at Tennessee where he was head freshman coach for 1960-63. He joined the varsity staff at Iowa State (1964 & '65) for two seasons before a six-year tour at the University of Richmond (1966-71).

He coached in the 1968 and 1971 Tangerine Bowls, the 1972 and 1975 Peach Bowls, the 1973 Liberty Bowl, and the 1974 Astro-Bluebonnet Bowl.

Haupt holds a B.S. in education from Wyoming and a masters degree in education from East Carolina.



## **ED HUGHES . . . . . Offensive Coordinator**

When Mike Ditka named Ed Hughes offensive coordinator on February 1, 1982, it marked a reunion for the two. Hughes was the offensive backfield coach of the Dallas Cowboys from 1973 through 1976. During those four years, he was a coaching mate of Ditka and the Cowboys made the playoffs three times including a Super Bowl trip.

Hughes was an offensive assistant with the Philadelphia Eagles in 1981. From 1978 through 1980, he was the offensive coordinator for the New Orleans Saints where he was associated with former New York Giants teammate Dick Nolan and Bears offensive line coach Dick Stanfel.

Born October 23, 1927 at Buffalo, New York, Hughes played his collegiate football at the University of Tulsa where he was a teammate of Jim Finks' brother Jack. Hughes was in the 1953 Gator Bowl and received Tulsa's Best Tackler Award in '53.

After two years as a defensive back for the Los Angeles Rams, he was traded to the New York Giants. He replaced Tom Landry in the secondary when Landry switched from player-coach to assistant coach for the Giants. Hughes played against Bears assistant coach Jim Dooley in the 1956 NFL Championship Game. He went back to Tulsa as an assistant coach in 1959.

Hughes began his professional coaching career with the Dallas Texans (1960-62). He has also coached with the Denver Broncos (1963), the Washington Redskins (1964-67), the San Francisco 49ers (1967-70), the Houston Oilers (head coach, 1971), the St. Louis Cardinals (1972), and the Detroit Lions (offensive coordinator, 1977).

Two of his former quarterbacks have been named National Football Conference Player of the Year: John Brodie in 1970 and Archie Manning in 1978.



## STEVE KAZOR ..... Special Teams Coach

It's almost impossible to listen in on a postgame press conference around the National Football League these days and not hear head coaches talking about their specialty teams.

Steve Kazor, entering his second year on the Bears' coaching staff, is the Bears special teams coach.

Kazor was in the scouting department of the Dallas Cowboys prior to the move to the Bears. He has been an assistant coach-recruiting coordinator at Colorado State, Wyoming, and Texas-El Paso and head coach at Camden Institute and Emporia College where he was the youngest college coach in the country. He has also been an assistant coach at Texas-Arlington, Southern Utah, Texas-Austin, and Westminster College.

Born 2/24/48 in New Kensington, Pennsylvania, Kazor was a four-year starting defensive player at Westminster.



## JIM LA RUE ..... Defensive Secondary Coach

Astute football followers will tell you the game is being played further down field from the line of scrimmage than ever before with the rule changes handicapping defensive coverage of pass plays. That's why Bear secondary coach Jim LaRue has a job that gets tougher every year.

Since LaRue joined the Bears' coaching staff for the 1978 season, the Bears have averaged 19 interceptions a season and led the NFC with 29 in 1979.

A coaches' coach with 10 of his former quarterbacks in the business, LaRue joined the Bears after two seasons on the offensive staff of the Buffalo Bills. Prior to entering the NFL in 1975, he was an assistant coach at six major colleges and a successful head coach at the University of Arizona.

Leader of the Wildcats for eight seasons from 1959 to 1966, the LaRue-coached Arizona team posted a 41-37-2 record, compiled a 8-1-1 mark as an independent in 1961, and won a share of the WAC title in 1964. The 8-1-1 mark is the best one-year record in Arizona football history.

A two-way halfback in college at Carson-Newman, Duke, and Maryland during the WWII years, LaRue is a Duke mathematics graduate who holds a master's degree in education from Maryland. He played in three bowl games as a collegian including the classic 1945 Duke-Alabama Sugar Bowl. Drafted by the professionals twice, LaRue opted for coaching and teaching.

LaRue, born August 11, 1925 in Clinton, Oklahoma, was athletic director and head coach at Bainbridge Naval Training Center in 1952 and 1953.



## TED PLUMB ..... Receivers Coach

With Chicago accounting for more passing yardage in 1980 than any Bear team in 15 years and exceeding that in '81, fourth-year Bears receivers coach Ted Plumb expects to be a busy man again this fall.

Plumb's long suit is attention to detail, a handy trump card when it comes to teaching the execution of pass routes. Now in his tenth season in the pro coaching ranks, Plumb has been an offensive coach for all 10 years.

The 43-year-old Plumb joined the Bear staff in January, 1980 after three seasons each with the Atlanta Falcons and New York Giants. Plumb has been a coach for the past 18 years. He started his NFL coaching career on the staff of Bill Arnsparger in New York working with the offensive backfield from 1974 to '76. Plumb joined Leeman Bennett with the Falcons as quarterback-receiver coach for the '77 season.

A college teammate of former Baylor Bear Ronnie Bull, Plumb played on Baylor Bear teams that earned bowl invitations in 1960 (Gator) and 1961 (Gotham) where they split with Utah State (24-9) and Florida (12-13). Baylor's 1960 record of 8-3 has been equalled but not surpassed.

Plumb returned to Texas in '68 to join the staff at Texas Christian University for three seasons and followed those years with stints at Tulsa (1971) and Kansas (1972-73).

Raised in northern California, Plumb was born 8/20/39 at Reno, Nevada.



## **JOHNNY ROLAND** ..... **Offensive Backfield Coach**

The Chicago Bears new offensive backfield coach is not new to the National Football League.

Johnny Roland was a fourth-round future draft choice of the St. Louis Cardinals in 1965. He joined the Cardinals in 1966 and was selected for the Pro Bowl in '67 and '68.

Roland had seven seasons with the Cardinals (1966-72) and one with the New York Giants in 1973. His eight-year statistics include 1015 carries, 3750 yards, 3.7 average, 28 TDs; 153 receptions, 1430 yards, 9.3 average, 6 TDs; 49 punt returns, 452 yards, 9.2 average, 2 TDs; 22 kickoff returns, 444 yards, 20.2 average; 5 completions in 13 attempts, 130 yards, 1 TD, 2 interceptions.

Born May 21, 1943 in Corpus Christi, Texas, Roland was a running back/cornerback at the University of Missouri from 1963 to 1965. He was an all-America as a senior.

In 1975, Roland assisted his former college coach, Dan Devine, on the Green Bay Packers' staff and followed Devine to Notre Dame in 1975. Roland was on the coaching staff of the Philadelphia Eagles from 1976-78.



## **JAMES (BUDDY) RYAN** ..... **Defensive Coordinator**

On reputation, football men expect the Chicago Bears to play tough defense. After all, it was the Bears who pounded enough lumps around the National Football League in the '60's to earn a Black and Blue nickname for an entire Division—the NFC Central.

Ryan, the Bear defensive coordinator for the past 5 seasons, has brought the Bears back among the toughest in football.

One of the few coaches to have been to Super Bowls with two different teams, Ryan also tutors the Chicago linebackers. He was the Minnesota Vikings defensive line coach for two seasons prior to joining the Bears in 1978.

Ryan is a graduate of Oklahoma State. From 1968 through 1975, he was on the defensive staff of the New York Jets under Hall of Fame coach Weeb Ewbank.

He has been to the Super Bowl as an assistant coach twice—winning with the Jets in 1969 and losing with the Vikings in the 1977 game.

A four-year letterman offensive guard at Oklahoma State from 1952-55, Ryan served in the U.S. Army in Korea and was discharged with the rank of master sergeant.

He began his coaching career at the University of Buffalo as defensive coordinator from 1961 to 1965. Ryan was also defensive coordinator at Vanderbilt (1966) and at the University of the Pacific (1967) before joining the Jets. He was born February 17, 1934 at Frederick, Oklahoma.



## **DICK STANFEL** ..... **Offensive Line Coach**

Four-time all-Pro guard Dick Stanfel, a soft-spoken disciplinarian who righted the New Orleans Saints' sinking ship as interim head coach for the final four games of the 1980 season, starts his third season on the Bears' coaching staff this year.

As offensive line coach with special concern for the Bear rushing attack, Stanfel has gained respect in pro football circles as an outstanding teacher during his 19 previous NFL coaching seasons.

The League's most valuable player in 1954 when the Detroit Lions won the League title, Stanfel split his playing career between the Lions (1953-55) and Washington Redskins (1956-58).

He began his coaching days at Notre Dame (1959-62) and spent one season (1963) on the University of California staff before taking his first pro coaching assignment with the Philadelphia Eagles in '64 (-1970).

Stanfel joined the San Francisco 49ers as line coach in 1971 and stayed by the Bay until moving to New Orleans in 1976. He was the 49ers' offensive coordinator in '75.

An all-America pick at the University of San Francisco, Stanfel was Detroit's second round draft pick in 1951 but was injured in the college All-Star game and missed his rookie season. Born July 20, 1927 at San Francisco, Stanfel played in three NFL championship games.


His 1979 Saints offensive line set a New Orleans record by allowing only 17 sacks during the 16-game season.





# BIOGRAPHIES





64  
1977, D-1  
6-4, 250

T-G

**TED ALBRECHT**

California

Born: 10/8/54, Harvey, IL

**PROFESSIONAL:** Placed on injured reserve 8/31/82 for back problem...paced offensive linemen in '81 training camp 880 with 2:33.0 clocking...set pace in '80 with 2:33.9...played LG for first 3 preseason games, 4th at LT in 1981...started 59 consecutive games at LT...hospitalized with mono mid-1979 but did not miss start...gave up sacks in only three '79 games...got game ball from (11/4/79) 35-7 victory over Detroit...first round '77 draft pick...fifth offensive lineman picked...consensus all-rookie pick that year...voted Bear rookie Brian Piccolo Award...got first pro start as guard...started career on KO return team.

**COLLEGIATE:** Started 33 games at right tackle for Golden Bears...teammate of cancer stricken QB Joe Roth...saw first guard action in four post-season bowl games...two-time all-Pac 8, all-Coast pick...only Cal player to win two team awards—the Brick Muller (most valuable lineman) and the Andy Smith (playing time leader)...ran 40 in .04.8 as collegian...played in North-South, East-West, Hula and Japan Bowls.

**PERSONAL:** Given name Theodore Carl Albrecht (pron: all-brekt)...married (LuJean)...one daughter...suburban Deerfield homeowner...director and founder (1978) of Shriners' "Teddy Bear Club for Kids"...voted Miller Man of the Year in voting by fans at Soldier Field in 1980...honored with Chicago Red Cloud '80 First American Award for charities work...succeeded Doug Plank as weekly Arlington Heights Chamber of Commerce lunch host in 1980...family moved from Chicago to Vallejo, CA, when Ted was four...five-sport Vallejo High athlete with enough catching skills to attract Chicago White Sox attention...interested in community projects, cooking, German beer...favorite dish is enchiladas...Chicago spokesman on 1980 United Way commercial...purchased 40 Prep Nite II tickets for youth project...favorite book: "Lord of the Flies" by William Golding...did television commentary for prep championship...pledged \$5 for every point scored by Bears in 1981 to Big Brothers-Big Sisters of Metro Chicago..."Team up with Ted" program urging corporations & the public to join him in the cash for points...named one of Illinois Jaycees 10 Outstanding Young Men of 1982...switched major from business to sociology after junior year.

### Albrecht's Pro Stats

Total Games 77 all Chicago: 1977 (14), 1978 (15), 1979 (16), 1980 (16), 1981 (16).

Total Starts 75 all Chicago: 1977 (12), 1978 (15), 1979 (16), 1980 (16), 1981 (16).



7  
1975, D-6a  
6-2, 210

QB

**BOB AVELLINI**

Maryland

Born: 8/28/53, Queens, NY

**PROFESSIONAL:** Started first 2 games in '82...made 42 consecutive starts as Bear QB before yielding to Phipps 11/12/78...started three October games in '79...owns 49 career starts in which Bears are 23-26...has never missed a game with an injury...start string was NFC's longest when it ended...threw first Bear playoff TD pass since 1946 at Dallas 12/26/77 hitting Steve Schubert for 34 yards...righthanded, dropback passer who has thrown for over 200 yards 11 times as a pro...joins Evans, Luckman, Blanda, Lujack, Wade, Bukich and Concannon as only Bears to have thrown for over 2,000 yards in a season...four QBs taken ahead of him in '75 draft...Steve Bartkowski (Falcons), Gary Scheide (Bengals), Steve

Grogan (Patriots) and Dave Humm (Raiders).

**COLLEGIATE:** Led Terps to 8-3 record, first undisputed Atlantic Coast Conference championship as senior...two Bowls (Liberty, Peach) in his three seasons...injuries (hip, knee) hampered junior season...career stats of 231 of 394 (58.5%); 3,232 yards; 15 TDs...set numerous ACC and Maryland records...passed for 314 yards in first college start as sophomore (Duke, 21 of 31)...impressed Bears in Senior Bowl...college baseball shortstop/pitcher.

**PERSONAL:** Given name Robert Hayden Avellini (pron: ave-AH-lee-nee)...resides in Chicago...avid golfer...honor roll student at Maryland in business administration...captained football, basketball, baseball teams at New Hyde Park Memorial High...Fellowship of Christian Athletes member...is volunteer to YMCA Big Brother program...honorary director of Les Turner ALS Foundation...1981 Halas Hall racquetball champion...volunteer for the prevention of child abuse.

### Avellini's Pro Stats

Passing	Gms./Sts.	Att.	Com.	Pct.	Yds.	Int.	TDs	Rating	Rush	Yds	Avg	TD
1982 Bears	2/2	20	8	40.0	84	0	0	52.9	0	0	0.0	0
1981 Bears	9/0	32	15	46.9	185	3	1	36.4	3	-1	-0.3	0
1980 Bears	0/0	0	0	0.0	0	0	0	0.0	0	0	0.0	0
1979 Bears	7/3	51	27	52.9	310	3	2	59.9	3	10	3.3	0
1978 Bears	13/12	264	141	53.4	1718	16	5	54.6	34	54	1.6	2
1977 Bears	14/14	293	154	52.6	2004	18	11	61.7	37	109	1.9	1
1976 Bears	14/14	271	118	43.5	1580	15	8	49.7	18	58	3.2	1
1975 Bears	8/4	126	67	53.2	942	11	6	57.3	4	-3	-0.8	1
Career	67/49	1057	530	50.1	6823	66	33	55.3	99	227	2.3	5

Long Pass: at Detroit 11/24/77, 751 to Walter Payton.

Top Percentage: at Detroit 9/17/78, 75.0 (9-12-151).

Most Completions: at Green Bay 10/8/78, (23-37-224).

Most Attempts: vs Saints 10/2/77, 38 (18-38-235).

Most Yards: at Detroit 11/24/77, 260 (14-21-260).

Most TD Passes: 3, three times: last vs Rams 10/10/77 (11-17-219).

Most Rushes: 6, three times: last vs Tampa Bay 11/26/78 (6-1).

Most Yards Rushing: vs Rams 10/10/77, 32 (6-32).

Long Run: vs Rams 10/10/77, 21 (6-32).

Most Rush TDs: 1, five times: last vs Tampa Bay 11/26/78.



**84**  
**1976, D-3**  
**6-0, 184**

**WR**

**BRIAN BASCHNAGEL**  
**Ohio State**  
**Born: 1/8/54, Kingston, NY**

**PROFESSIONAL:** Started 1983 season as 15th on Bears all-time receiving for catches & 13th for yardage...started every game at flanker last season...first player in 1982 training camp 1 1/2 mile run with 8:22...second in special team tackles with 14 in '82...graded 100% on special teams play vs Patriots 12/5/82, vs Rams 12/26/82, vs Bucs 1/2/83...believed to be best holder in League...started 9 games as flanker, 6 at split end in '81...had left wrist fracture in 1st quarter vs Redskins 10/11/81 and finished game (4-72)...played next 5 games in cast (12-179)...game balls vs Chargers (5-80) and vs Vikings (1-72): 1 pass completion to Al Harris for 18 yards off fake FG)...second player in 1981 training camp 880 with 2:10.7...started 14 games as flanker, 1 at split end in 1980...back injury limited participation in '80 season ender at Tampa to holding for placements...had made 104 of 123 career receptions in last 4 years...clutch 3rd down receiver...41 of 123 receptions on 3rd down; 35 of 104 receptions in last 3 years...caught first pro TD pass (54 yards) from Walter Payton 10/21/79 at Minnesota...has come back from injuries twice—right knee ('78) and left ankle ('77)...owns 67 career starts...led Bear kickoff return men in first 3 seasons, led NFL in KOR yards as rookie with 754...set Bear record with 8 KORs at Houston 11/6/77...was special teams captain as rookie...voted Bears' Piccolo Award by veterans after 1976 season...second unit PFWA all-rookie pick...got game ball from '77 Viking victory...began Bear career as cornerback...second Chicago pick in '76 draft.

**COLLEGIATE:** Two-time academic all-America as wing-back at Ohio State...played in four Rose Bowls...made 670 yards rushing at OSU, 794 receiving, 406 returning kickoffs and 167 returning punts...had 7.8 yard career rushing average...from Woody Hayes: "I've never coached a more willing athlete"...played in last College All-Star game (Pittsburgh 24-0), Hula Bowl, Japan Bowl.

**PERSONAL:** Given name Brian Dale Baschnagel (pron: bash-nay-gull)...married (Mindy)...was Rhodes candidate...NCAA and Football Foundation Hall of Fame Scholar-Athlete...has continued education in accounting at OSU...eyes CPA...chairman '79 Read-A-Thon...received OSU Sullivan Pacesetter Award...worked for Pittsburgh Pirate PR department in summer 1973...attended 19 different schools between first and 12th

grades...graduated from Pittsburgh North Allegheny High where as prep all-America gained 450 yards in one game...donated time to Big Brothers, Multiple Sclerosis Society...appointed Bears player representative to NFLPA...favorite book: "Catcher in the Rye" by J. D. Salinger...has B.A. in finance.

### Baschnagel's Pro Stats

	Gms./Sts.	Rec.	Yds.	TD	PR	Yds.	TD	KOR	Yds.	Avg.	TD
1982 Bears	9/9	12	194	2	0	0	0	0	0	0.0	0
1981 Bears	16/15	34	554	3	0	0	0	2	34	17.0	0
1980 Bears	16/15	28	396	2	0	0	0	0	0	0.0	0
1979 Bears	16/11	30	452	2	0	0	0	12	260	21.6	0
1978 Bears	16/1	2	29	0	1	2	0	20	455	22.7	0
1977 Bears	10/4	4	50	0	3	54	0	23	557	24.2	1
1976 Bears	14/12	13	226	0	2	2	0	29	754	26.0	0
Career	97/67	123	1901	9	6	58	0	86	2060	24.0	1

Rushing: 1976, 1 for -12; 1977, 1 for 0; 1978, 1 for 0; 1981, 1 for 10.

Passing: 1977, 0 of 1; 1979, 0 of 1; 1981, 1 of 1 for 18; 1982, 0 of 1 for 0.

Long Catch: 72 vs Vikings 12/6/81, from Bob Avellini.

Most Caught: 6, vs Bengals 12/14/80 (6-56); at Minnesota 10/4/81 (6-69).

Most 3rd down Catches: 6, vs Bengals 12/14/80 (6-56).

Most Yds. Rec: 104, vs Vikings 10/21/79, (4-104).

Most KORs: 8, at Houston 11/6/77, (8-185).

Long KOR: 84t vs Falcons 10/23/77, (5-162).

Most Yds. KORs: 185, at Houston 11/6/77, (8-185).

Long PR: 42 vs Chiefs 11/13/77, (1-42).

Most PRs: 1, six times; last at Minnesota 11/12/78 (1-2).

Most Yds. PRs: 42, vs Chiefs 11/13/77, (1-42).

Combined Yards: 232, vs Chiefs 11/13/77 (Rec. 48, KOR 142, PR 42).



79

1982, D-6

6-5, 251

**PROFESSIONAL:** Played in last 5 games...on inactive list for first 2 games in '82...150th player in draft.

**COLLEGIATE:** Consensus all-America, Lombardi Trophy semi-finalist...co-captain...Wolverines ranked 13th nationally in rushing offense...entered Michigan at 216 pounds...all-America Strength Team member...redshirted in '77.

**PERSONAL:** Given name Kurt Frank Becker...three-sport standout at Aurora (IL) East High...business communications degree.

G

**KURT BECKER**

Michigan

Born: 12/22/58, Aurora, IL

### Becker's Pro Stats

Total Games 5: 1982 (5)

Total Starts 0: 1982 (0).

25

1981, D-4

6-0½, 207

**PROFESSIONAL:** Had 4th longest Bear interception off Eric Hipple 11/22/81 (1-92t)...played whole 2nd half at free safety vs Redskins 10/11/81 & whole 2nd half at strong safety at Detroit 10/19/81...2nd in special team tackles with 28 in '81...started at Kansas City in preseason 8/15/81 & had 12 total tackles, 1½ sacks...95th player in draft...tried at safety, corner in Bear camp in '81.

**COLLEGIATE:** UPI, NEA 2nd team All-America...twice UPI 1st team All-Big Ten...National Strength Coaches Association All-Strength Team...played in Hula, Japan Bowls...played in 47 of 48 games during career...raced 20 yards with blocked punt to score winning TD in 18-15 victory over Michigan in '79...win sent

Buckeyes to '80 Rose Bowl...caught Charles White from behind and stripped him of ball to save TD in '80 RB (USC 17, OSU 16)...made three interceptions for career but (vs Northwestern) 1 went for 50 & a TD...aggressive,

S

**TODD BELL**

Ohio State

Born: 11/28/58, Middletown, OH





fast safety last 2 seasons, corner as soph...career stats show 3 interceptions, 46 yards, 227 tackles, 139 solo.

**PERSONAL:** Given name Todd Anthony Bell...father is minister...was prep all-America linebacker at Middletown (OH) High...track star there too: state long jump champ 3 consecutive years...broke Jesse Owens' 1933 prep record in long jump with 25' 5" leap...finished third in state 100 with :09.7...favorite book: Bible...working on degree in physical education.

### Bell's Pro Stats

Interceptions	No.	Yds.	TD	Tkls/ Solo	Fum. Rec.	Pass Def.	Force Fum.	Sack -Yds	Games/ Starts
1982 Bears	0	0	0	13/12	0	4	1	1/9	9/0
1981 Bears	1	92	1	32/22	1	5	2	0/0	16/0
Career	1	92	1	45/34	1	9	3	1/9	25/0

Most Tackles: 8, vs Redskins 10/11/81.

Most Solos: 7, vs Redskins 10/11/81.

Long Interception: 92t vs Lions 11/22/81 off Eric Hipple.



54

LB

**BRIAN CABRAL**

1981, FA

Colorado

6-1, 224

Born: 6/23/56, Ft. Benning, GA

**PROFESSIONAL:** First in special team tackles with 19 in '82...on inactive list for first game of '82...first in special team tackles with 32 in '81...played in 16 games for Bears in '81...four starts, four victories...signed as free agent 9/1/81 for Muckensturm...waived 8/31...signed with Bears as free agent 8/21/81...from Jim Finks prior to 8/21 signing "He's tougher than 9 miles of detour"...waived by Green Bay Packers in '81 training camp...signed with Packers as free agent 11/5/80...played in 7 games...had 8 solo tackles, one sack, 2 assists...fourth round draft choice of Atlanta Falcons in '78...sat out that season because of knee injury...played in 3 games for Falcons in '79...traded to Baltimore Colts in August, 1980...waived by Colts 9/2/80.

1980...waived by Colts 9/2/80.

**COLLEGIATE:** Three-year letterman...2nd team all-Big Eight...played in Blue-Gray game.

**PERSONAL:** Given name Brian David Cabral (pron: KA-Brawl)...Hawaiian surname Kealiihaheo (pron: Kay-ah-lee-e-ha-ah-hay-o)...married (Becky)...one son (Kyle), one daughter (Maile)...prepped at Honolulu St. Louis High two years behind Gary Campbell, then followed him to Colorado...favorite book: Bible...involved with a professional athletes Christian ministry—Athletes for Christ during offseason...hobbies include basketball, racquetball...member of Fellowship of Christian Athletes, Pro Athletes Outreach...has BSR in therapeutic recreation.

### Cabral's Pro Stats

Interceptions	No.	Yds.	TD	Tkls/ Solo	Fum. Rec.	Pass Def.	Force Fum.	Sack -Yds	Games/ Starts
1982 Bears	0	0	0	1/0	0	0	0	0/0	8/0
1981 Bears	0	0	0	33/27	0	2	1	0/0	16/4
1980 Packers	0	0	0	10/8	0	0	0	1/-	7/0
1979 Falcons	0	0	0	0/0	0	0	0	0/0	3/0
Career	0	0	0	44/35	0	2	1	1/-	34/4

Most Tackles: 12, vs Broncos 12/20/81.

Most Solos: 9, at Kansas City 11/8/81.

vs Broncos 12/20/81.

### RECENT NATIONAL TELEVISION RESULTS

1979: A 11, Saints at New Orleans, Bears 13-6; N 22, Lions at Pontiac, Detroit 20-0; D 23, Eagles at Philadelphia, Philadelphia 27-17. 1980: O 6, Buccaneers at Soldier Field, Bears 23-0; N 3, Browns at Cleveland, Browns 27-21; N 27, Lions at Pontiac, Bears 23-17; D 20, Buccaneers at Tampa Bay, Bears 14-13. 1981: S 28, Rams at Soldier Field, Rams 24-7; O 19, Lions at Pontiac, Lions 48-17; N 26, Cowboys at Dallas, Cowboys 10-9.



**59**  
**1977, FA**  
**6-1, 220**

**LB**

**GARY CAMPBELL**

**Colorado**

**Born: 3/4/52, Honolulu, HI**

**PROFESSIONAL:** Leads Bear linebacking corps in consecutive starts with 73...had arthroscope exam 12/21/81 on left knee that was hurt in Green Bay game 9/6/81—no damage...hurt shoulder in preseason, then began wearing Donzis shoulder pads...grabbed career-high 3 interceptions in 1980 finishing second behind DB Lenny Walterscheid...stopped pair of Buc scoring drives with FRs in 14-13 Chicago win to finish '80 season...has averaged 108 tackles per season as regular...took over starting RLB job from Waymond Bryant in '78 training camp...has not missed a game with Bears since joining Club as free agent '77 training camp...notched first sack on Ken Stabler 10/1/78, interception off Jeff

Komlo 11/4/79...got Bear chance after failures with Steelers and Calgary in 1976...was 10th round Pittsburgh pick but waived early in training camp.

**COLLEGIATE:** Three-year letterman at RB and LB...set freshman rushing record (598) and played RB in first two varsity seasons...scored TD in 20-14 '72 upset of Oklahoma...was redshirted in '73 after requesting shift to defense after sophomore year...led team in tackles in '75 in only full season on defense...was AP and UPI all-Big Eight 1st team...played in Hula and Japan Bowls.

**PERSONAL:** Given name Gary Kalani Campbell...nickname Soupy...married (Jennifer)...named daughter born 8/7/78 Kealiihiohiokalani Audrey...first name means My Shining Princess from Heaven...middle name for the Campbells' friend Audrey Meadows...resides in NW suburban Schaumburg...into psycho-cybernetics and meditation...prepped at Honolulu St. Louis High participating in football and track—hurdles, long jump, triple jump...has enjoyed camping in Alaska...preceded Brian Cabral at Colorado and at Honolulu St. Louis High...has B.S. in education.

### Campbell's Pro Stats

Interceptions	No.	Yds.	TD	Tkls/ Solo	Fum. Rec.	Pass Def.	Force Fum.	Sack -Yds	Games/ Starts
1982 Bears	0	0	0	36/24	2	5	1	1/7	9/9
1981 Bears	0	0	0	77/47	1	2	0	0/0	16/16
1980 Bears	3	36	0	121/88	2	3	1	3/16	16/16
1979 Bears	1	32	0	92/63	1	2	1	4/22	16/16
1978 Bears	0	0	0	110/82	2	6	3	3/25	16/16
1977 Bears	0	0	0	20/14	0	0	0	0/0	14/2
Career	4	68	0	456/318	8	18	6	11/70	87/75

Most Tackles: 12, vs Rams 11/11/79.  
 Most Solos: 8, vs Packers 12/10/78.

Long Interception: 15 vs Redskins 11/9/80 off Joe Theismann.



**57**  
**1982, W-Eagles**  
**6-3, 240**

**LB**

**AL CHESLEY**

**Pittsburgh**

**Born: 8/23/57, Washington, DC**

**PROFESSIONAL:** Missed Ram game with tonsillitis 12/26/82...acquired on waivers from the Philadelphia Eagles 12/1/82...started every game for the Eagles in 1981 and the first two games in 1982...Eagles' 11th round draft choice in 1979.

**COLLEGIATE:** All-East as a senior with 143 tackles, five sacks, three interceptions, AP defensive player of week against North Carolina in 1978 with 13 tackles, one fumble recovery, one blocked kick, and one interception...played varsity baseball after being offered a professional contract out of high school...played in Gator and Sugar Bowl victories.

**PERSONAL:** Given name Albert Cornell Chesley...starred in three sports at Washington, DC Eastern High...resides in Westville, NJ...communications major.

## Chesley's Pro Stats

Interceptions	No.	Yds.	TD	Tkls/ Solo	Fum. Rec.	Pass Def.	Force Fum.	Blk. Kick	Sack -Yds	Games/ Starts
1982 Bears	0	0	0	2/2	0	0	1	0	0/0	4/0
1982 Eagles	0	0	0	0/0	0	0	0	0	0/0	4/2
1981 Eagles	2	66	0	133/90	2	5	1	0	4½/-	16/16
1980 Eagles	0	0	0	28/-	-	-	-	-	-/-	16/0
1979 Eagles	2	39	0	-/-	-	-	-	-	-/-	16/0
Career	4	105	0	-/-	-	-	-	-	-/-	56/18



**14**

**1981, D-10**

**6-1, 207**

**QB**

**TIM CLIFFORD**

**Indiana**

**Born: 11/28/58, Ft. Thomas, KY**

**PROFESSIONAL:** Placed on injured reserve 8/31/82 with ankle injury...placed on injured reserve 8/25/81 for groin injury in weight room...attended all meetings during year; worked out after recovery on scout team, mostly as wide receiver...262nd player selected in draft...9th Bears' choice.

**COLLEGIATE:** 1980: UPI Honorable Mention All-America...AP, UPI Big Ten Offensive Player-of-the-Week vs Colorado: 11-14-345-5TDs...Sporting News Honorable Mention All-America...played in Japan Bowl, MVP in East-West Shrine Game...1979: UPI 2nd Team All-Big Ten...Chicago Tribune Big Ten Most Valuable Player Silver Football Award...ABC Player-of-the-Game vs Kentucky...led '79

Hoosiers to 8-4 record; 1st ever bowl game victory; and national ranking (16th-UPI, 19th-AP)...passed for 171 yards, 1 TD and ran for 2 more in 38-37 Holiday Bowl win over Brigham Young...junior season stats (160 of 288, 2,078 yards, 13 TDs) are all Hoosier records...team most valuable player last 2 years...finished 3rd in '80 Big Ten Most Valuable Player balloting...three-year letterman in baseball (P&DH); did not play in '81...career totals: 333 of 631 for 4338, 31 TD, 32 int.; 140 rushes for 223 yards, 22 TDs.

**PERSONAL:** Given name Timothy Ray Clifford...married (Kelly)...one son (Timmy)...All-America at Cincinnati Colerain High...4-sport athlete...averaged over 10 points in basketball, P-1b baseball, school record in discus...passed for 47 career TDs...in '75 broke 4 city passing records and led the state in every category...account executive for Prime Leasing, Inc.



**72**

**1982, D-8**

**6-5, 270**

**T**

**JERRY DOERGER**

**Wisconsin**

**Born: 7/18/60, Cincinnati, OH**

**PROFESSIONAL:** Played in Detroit game 9/12/82 and New England game...240th player in the draft.

**COLLEGIATE:** Honorable Mention All-Big Ten...most improved offensive Badger in 1981...28 career starts...played in 1981 Garden State Bowl...played behind Ray Snell (Tampa Bay) as a freshman.

**PERSONAL:** Given name Jerome William Doerger II (pron: DUR-ger)...married (Rita)...all-America at Cincinnati LaSalle High...hobbies include camping, basketball, music, handball...all-state in football and basketball...mechanical engineering major.

## Doerger's Pro Stats

Total Games 2: Bears 1982 (2)

Total Starts 0: Bears 1982 (0)

## BLOCKED KICKS IN '82

The Bears were credited with two blocked kicks last season: Jim Osborne (1 FG) and Dan Hampton (1 PAT).



**81**  
**1977, D-3**  
**6-5, 240**

**TE**

**ROBIN EARL**  
**Washington**  
**Born: 3/18/55, Boise, ID**

**PROFESSIONAL:** Reserve TE in '82...played in 16 games, started last 15 in '81...retired, but came back 7/31/81...had 4 receptions for 48 yards at San Francisco 9/13/81...made successful off-season switch from FB to TE in 1980...started last 13 games there after illness forced Mike Cobb to injured reserve list...tied James Scott for lead among ends with 3 TD catches...5 catches at Cleveland 11/3/80 were most by Bear TE since Greg Latta caught 5 @ St. Louis 9/25/77...hobbled through '79 as FB with dislocated toe, sprained foot, pulled stomach muscle...Bears won 4 of his 5 fullback starts...was starter at FB when Walter Payton set NFL record 11/20/77 of 275 yards vs Vikings...had career high 74 yards on ground in 7-0 victory at Buffalo 10/7/79...only rushing TD came in 12-9 overtime win vs Giants that sent Bears into '77 playoffs (4-yd run)...trimmed weight from 259 at time of '77 draft...third player taken by Bears that May.

**COLLEGIATE:** Finished career as second leading rusher in Huskie history behind Hugh McElhenny with 2,351 yards...was tight end as freshman...had 5.0 career rushing avg...six 100-yard games as senior, 12 in career...lost only 13 yards in 463 collegiate carries...had 169-yard game vs UCLA as junior...caught 33 passes for 380 yards...Washington co-captain...third in discus at Pac-8 meet...MVP of two senior all-star games.

**PERSONAL:** Given name Robin Danial Earl...nickname Big Bird...four boys (Ryan Damion, Regan Dirk, Roth Danial, Robby Derek)...resides in north suburban Riverwoods...favorite book: "The Late, Great Planet Earth" by Hal Lindsay...has donated time to Boy Scouting-Eagle Scout, Special Olympics...has own football camp...president of Robin Earl's Football Camp...all-State tailback at Kent (Wash.) Meridian High...was quarterback first two seasons...league MVP...recipient National Football Foundation Hall of Fame scholar-athlete award...Washington prep discus champion (192-7)...three-time basketball letterman...majored in business.

### Earl's Pro Stats

Receptions	No.	Yds.	Avg.	TD	Gms/Sts	Rushing	Att.	Yds.	Avg.	TD
1982 Bears	4	56	14.0	0	9/0		0	0	0.0	0
1981 Bears	10	118	11.8	1	16/15		0	0	0.0	0
1980 Bears	18	223	12.4	3	16/13		0	0	0.0	0
1979 Bears	8	56	7.0	0	13/2		35	132	3.8	0
1978 Bears	1	1	1.0	0	16/0		3	17	5.7	0
1977 Bears	6	32	5.3	0	14/3		56	233	4.2	1
Career	47	486	10.3	4	84/33		94	382	4.1	1

1977 KORs 2 for 28 yards; 1978 KORs 3 for 48 yards; 1980 KOR 1 for 11 yards.

Long Rush: at Green Bay 10/30/77, 34 (7-60).

Most Yards: at Buffalo 10/7/79, 74 (17-74).

Most Att.: at Buffalo 10/7/79, 17 (17-74).

Long Catch: at Philadelphia 11/26/80, 28 from Vince Evans.

Most Catches: at Cleveland 11/3/80, 5 (5-63).

Most Yards Rec.: at Cleveland 11/3/80, 63 (5-63).



**8**  
**1977, D-6**  
**6-2, 212**

**QB**

**VINCE EVANS**  
**Southern Cal**  
**Born: 6/14/55, Greensboro, NC**

**PROFESSIONAL:** Played in 4 games in '82...suffered concussion at Detroit 10/19/81...had right shoulder sprain/bruise vs Rams 9/28/81 in 1st quarter...after not practicing the next week was 26 of 43 for 307, 2 TD, 1 int. in next game at Minnesota 10/4/81...in last 2 preseason games, was 28 of 37 for 413, 4 TD, 0 int., rating of 147.6...total preseason stats: 53 of 91 for 687, 5 TD, 2 int., rating of 91.2...started last 10 games for Bears in 1980 after starting 3 in '79 before staph infection almost took his life...baptism facing division leaders in first 6 starts and 9 of first 10...led NFL QBs in TDs rushing in 1980 with 8...has big play arm attested by 7 completions in '80 of 48 or more yards...89-yd toss to Rickey

Watts is longest at Soldier Field since Club moved in '71...21.5 yards per attempt in first '80 start vs Lions was



highest in NFL in 2 years...received game ball from that 10/19/80 victory...also voted game ball for performance in 61-7 destruction of Packers 12/7/80 when passed for 316 yards, 3 TDs, completing 18 of 22 (81.8%)...316 yards were most by Bears since 1970 (Jack Concannon's 338)...spent last 11 weeks of 1979 on injured reserve...in relief of Mike Phipps 9/9/79 against Minnesota directed Bears from 3-7 deficit to 26-7 win to earn starting chance...became contender with 90.5 passer rating in 6 quarters of 1979 preseason on stats reading 42-22-333-3 TDs, 1 int...only QB experience in '78 was 14 plays...mobile righthander...first two times he touched ball as a pro in preseason game with Cincy had KORs of 33, 51 yards...one '77 rush came as holder on FG placement...Bears 4th pick in '77 draft as first player taken second draft day in 6th round.

**COLLEGIATE:** 1977 Rose Bowl (SC 14, Michigan 6) MVP...accounted for 26 TDs in three years...won SC's Teschke Award going to the team's most inspirational player...directed West team to Hula Bowl win...was 95 of 177 for 1,440 (53.6), 10 TDs as senior...Southern Cal tri-captain...started 17 of last 20 games at QB for Troy...started impressive senior season by directing Trojans to upset win (20-0) over Texas A&M in '76 Liberty Bowl running 10 times for 41 yards and completing 6 of 13 for 174 yards, one touchdown...transferred to SC from Los Angeles City College after freshman season...backed up Pat Haden as soph...MVP at LACC as frosh with 1,628 yards total offense.

**PERSONAL:** Given name Vincent Tobias Evans...married (Chyla)...resides in Chicago during off-season...credits QB development to rediscovery of Faith...does numerous charity appearances...was football, basketball star at Greensboro (NC) Benjamin L. Smith High...almost enrolled at North Carolina Central College...majored in speech communications at USC.

### Evans' Pro Stats

Passing	Gms./Sts.	Att.	Com.	Pct.	Yds.	Int.	TDs	Rating	Rush	Yds	Avg	TD
1982 Bears	4/0	28	12	42.9	125	4	0	16.8	2	0	0.0	0
1981 Bears	16/16	436	195	44.7	2354	20	11	51.0	43	218	5.1	3
1980 Bears	13/10	278	148	53.2	2039	16	11	66.1	60	306	5.1	8
1979 Bears	4/3	63	32	50.8	508	5	4	66.1	12	72	6.0	1
1978 Bears	3/0	3	1	33.3	38	1	0	42.1	6	23	3.8	0
a) 1977 Bears	7/0	0	0	0.0	0	0	0	0.0	1	0	0.0	0
Career	47/29	808	388	48.0	4939	42	26	55.1	122	619	5.1	12

a) KORs: 1977, 13 for 253, 19.5 avg.

### STAT HIGHS

Long Rush: 58, vs Oilers 11/16/80 (4-80).  
 Most TDs Rushing: 2, @ Tampa Bay 12/20/80 (6-10).  
 Long KOR: 30, vs Lions 9/18/77 (4-48).  
 Long Pass: 89, vs Vikings (34-14-204) 9/21/80 to Rickey Watts.  
 Consecutive Passes w/o interception: 92, 11/16/80- 12/14/80.  
 Consecutive Completions: 10, vs Packers (22-18-316) 12/7/80.  
 Highest Percentage: 81.8, vs Packers (22-18-316) 12/7/80.  
 Most Attempts: 43, at Minnesota (26-307) 10/4/81.  
 Most Completions: 26, at Minnesota (43-307) 10/4/81.  
 Most Yards Passing: 316, vs Packers (22-18) 12/7/80.  
 Most TDs Passing: 3, vs Redskins (18-11-210) 11/9/80.  
 3, vs Packers (22-18-316) 12/7/80.  
 3, at Oakland (32-15-240) 12/13/81.

Most Interceptions: 4, vs Bengals (28-13-132) 12/14/80.

4, vs Redskins (37-8-131) 10/4/81.

Most Times Sacked: 5, twice.

### \*LONG PLAYS (50 + YARDS)

- 1) 89t to Rickey Watts 9/21/80
- 2) 85t to Marcus Anderson 10/19/81
- 3) 65t to Walter Payton 9/30/79
- 4) 64t to James Scott 9/16/79
- 5) 64t to James Scott 10/19/80
- 6) 59t to James Scott 10/19/80
- 7) 58 rush 11/16/80
- 8) 56t to James Scott 9/9/79
- 9) 54t to Walter Payton 11/9/80
- 10) 53t to Rickey Watts 12/7/80
- 11) 52t to Rickey Watts 12/7/80
- 12) 52t to Golden Richards 9/16/79

\*See all-time score section for opponent and game outcome listed by dates.

### Ditka's Bear Records

- 1) Most consecutive Games, 1+ Pass Receptions 49 12/2/61—10/10/65
- 2) Most touchdowns, Game 4 10/13/63 tied Harlon Hill 10/13/54



**45**  
**1976, FA**  
**6-1, 197**

**S**

**GARY FENCIK**  
**Yale**  
**Born: 6/11/54, Chicago, IL**

**PROFESSIONAL:** PFW all-NFL in '82...AP, Sporting News all-NFL, UPI all-NFC in '81...voted to NFC Pro Bowl squad for second time after 1981 season, first time as starter...scored first NFL TD with 69-yard interception return vs Broncos 12/20/81...led Bears in interceptions (6) in '81...was a holdout who returned 8/11/81...now 8th on Bears all-time leading interceptors with 23 career thefts...led Bears in tackles last season for fifth time in six years after finishing third behind LB Jerry Muckensturm and FS Doug Plank in '79...shared team lead with 3 fumble recoveries in '80...had 6 double figure tackle games in '80...missed 1980 finale at Tampa with right shoulder dislocation...underwent knee (left medial

ligament) and ankle (left) surgeries following all-Pro 1979 season when made career high 6 interceptions...shared team lead that season with LCB Terry Schmidt...entered '82 season with string of 5 consecutive 100+ tackle seasons...owns 5 game ball trophies—Detroit 11/21/82, vs Denver 12/20/81, vs Detroit 11/4/79, Washington 12/16/78, Tampa Bay 12/4/77...has played in 97 of 100 games since joining Club as free agent 9/15/76...got starting chance as free safety because of injury to Plank and started twice there...81 of 83 career starts as strong safety...made first pro interception off Joe Namath...outstanding rookie special teamer...was Miami's 10th round pick in '76 but training camp injury/illness forced cut.

**COLLEGIATE:** Wide receiver who set Yale record with 82 receptions for 1,435 yards, 7 TDs—since broken by Curt Grieve...all-Ivy League in '75 with 42 catches for 729 yards, 3 TDs...held Yale records for game, season, career receiving...had 99-yard TD reception in '75 game with Princeton...caught 11 for 187 vs Harvard in '74...had TD in East-West game.

**PERSONAL:** Given name John Gary Fencik (pron: fen-sick)...father is assistant principal of Barrington (IL) High...resides in Chicago...employee of Pay TV Cablevision...member of U.S. Volleyball Assoc., Director Illinois Lottery Control Board, Board of Directors of Chicago Association for Retarded Citizens...studying for master's in business during off-season...has vacationed in Kenya...took seminar from Howard Cosell as collegian...captained Barrington High football, basketball teams...spent spring '75 studying in London...participated in Ford's PP&K program...has BA in history from Yale.

### Fencik's Pro Stats

Interceptions	No.	Yds.	TD	Tkls/ Solo	Fum. Rec.	Pass Def.	Force Fum.	Sack -Yds	Games/ Starts
1982 Bears	2	2	0	82/52	0	5	0	0/0	9/9
1981 Bears	6	121	1	135/112	1	17	2	1/9	16/16
1980 Bears	1	8	0	125/95	3	8	0	1/0	15/15
1979 Bears	6	31	0	103/73	1	9	0	0/0	14/14
1978 Bears	4	77	0	130/95	2	10	2	0/0	16/16
1977 Bears	4	33	0	133/93	0	7	1	0/0	14/14
1976 Bears	0	0	0	15/9	1	0	0	0/0	13/0
Career	23	272	1	723/529	8	56	5	2/9	97/84

Long Intercept: 69t vs Broncos 12/20/81 off Craig Morton (1-69).

Most Deflections: 3 at Tampa Bay 12/4/77.  
 at Kansas City 11/8/81.


Most Intercepts: 2 three times.

Most Solos: 12 at St. Louis 9/25/77.

Most Total Tackles: 17 at St. Louis 9/25/77.

### RETIRED NUMBERS

3	RB-T Bronko Nagurski	56	E Bill Hewitt
5	RB George McAfee	61	LB Bill George
28	RB Willie Galimore	66	C Bulldog Turner
41	RB Brian Piccolo	77	RB Red Grange
42	QB Sid Luckman		



**24**  
**1981, D-7**  
**5-10½, 195**

**CB-PR**

**JEFF FISHER**  
**Southern Cal**  
**Born: 2/25/58, Culver City, CA**

**PROFESSIONAL:** Second on team with 3 interceptions in '82...first in punt returns...set Club records for most punt returns in a season (43) and most yards punts returned in a season (509) in '81...game ball performance vs Vikings 12/6/81 included one interception for 3 yards, one fumble recovery, one forced fumble, 5 punt returns for 49 yards...88-yard punt return for TD vs Buccaneers 9/20/81 was longest by Bear in Soldier Field, longest vs Bucs, longest by Bear since 10/11/42 when Scooter McLean went 89 vs Chicago Cardinals...returned 7 punts for 48 yards in preseason...first defensive back to start preseason opener since Doug Plank in '75...led defense in camp 880 with 2:11.5...sixth Bear pick, 177th player selected.

**COLLEGIATE:** Made successful switch from second team WR to first unit corner for junior season...played wide (strong) side CB...was redshirted freshman season...made 12 tackles, 1 interception in '79 victory over Notre Dame...1980 all-Pac 10 academic team with 3.36 GPA...career defensive stats show 5 intercepts, 108 tackles, 3 fumble recoveries, 11 passes broken up...last season returned 9 punts for 8.9 average...barefoot back-up place kicker.

**PERSONAL:** Given name Jeffrey Michael Fisher...prepped at Woodland Hills Taft High...was Scholastic Coach All-America WR as senior...set LA prep record with 13 for 284, 2 TD day...had 6 interceptions as senior...C, OF on baseball team...favorite book: "The Choir Boys" by Joseph Wambaugh...donates \$1 per yard on punt returns to Shrine Hospital in Los Angeles...has BS degree in Public Administration.

### Fisher's Pro Stats

Interceptions	No.	Yds.	Avg.	TD	Tkls/Solo	Fum.Rec.	Pass Def.	Force Fum.	Blk. Kick	Sack -Yds.
1982 Bears	3	19	6.3	0	29/23	0	2	0	0	0/0
1981 Bears	2	3	1.5	0	21/18	1	3	1	0	0/0
Career	5	22	4.4	0	50/41	1	5	1	0	0/0

Kickoff Returns	No.	Yds.	Avg.	TD	Punt Ret.	Yds.	Avg.	TD	Games/ Starts
1982 Bears	7	102	14.6	0	9	65	7.2	0	9/0
1981 Bears	6	96	16.0	0	43	509	11.8	1	16/0
Career	13	198	15.2	0	52	574	11.0	1	25/0

Long Punt Return: 88t vs Buccaneers 9/20/81 (2-93).  
 Most Punt Returns: 5 at Green Bay 11/15/81 (5-39).  
 vs Vikings 12/6/81 (5-49).

Most Solos: 7 at Detroit 10/19/81.  
 Long Interception Return: 19 at Los Angeles 12/26/82 (1-19).



**21**  
**1981, FA**  
**6-0, 189**

**CB**

**LESLIE FRAZIER**  
**Alcorn State**  
**Born: 4/3/59, Columbus, MS**

**PROFESSIONAL:** Played in all nine games and started last six at RCB...deflected 12 passes to lead the team...played in 12 games in '81...one of four rookie defensive backs to make team...signed with Bears as free agent 7/18/81.

**COLLEGIATE:** Three-year letterman...two-year all-Southwestern Conference MVDB 1981...Kodak All-America...played in Sheridan Black College all-star game...most valuable defensive back Alcorn State 1980...most valuable player on baseball team...all-conference in baseball and two-year letterman...captain 1979...played entire season with a nagging hamstring problem.

**PERSONAL:** Given name Leslie Antonio Frazier...married (Gale)...prepped at Columbus (MS) Lee High...hobbies include music, basketball, ping-pong...favorite book: Bible...has degree in Business Administration.

## Frazier's Pro Stats

	No.	Yds.	Tkls/ Solo	Fum. Rec.	Pass Def.	Force Fum.	Blk. Kicks	Sack -Yds	Games/ Starts
Interceptions									
1982 Bears	2	0	31/28	1	12	1	0	1/7	9/6
1981 Bears	0	0	2/2	0	0	0	0	0/0	12/0
Career	2	0	33/30	1	12	1	0	1/7	21/6
Kickoff Returns	No.	Yds.	TD						
1982 Bears	0	0	0						
1981 Bears	6	77	0						
Career	6	77	0						



29

1982, D-4

5-8, 173

RB

DENNIS GENTRY

Baylor

Born: 2/10/59, Lubbock, TX

**PROFESSIONAL:** Third on Club in special team tackles with 11...second in kickoff returns and punt returns...1982 preseason stats: 17 rushes, 69 yards, 1 TD; 1 reception, 5 yards; 4 punt returns, 117 yards, 1 TD; 8 kickoff returns, 255 yards...89th player in the draft.

**COLLEGIATE:** Number two rusher (behind Abercrombie) in Baylor history...redshirted in 1978...three-year starter since 1979...career stats show 414 rushes, 2213 yards, 14 touchdowns...played in Senior Bowl.

**PERSONAL:** Given name Dennis Louis Gentry...all-South Plains at Lubbock (TX) Dunbar High...physical education major.

## Gentry's Pro Stats

	Att.	Yds.	Avg.	TD	Receiving	Yds.	Avg.	TD	Games/ Starts
Rushing									
1982 Bears	3	25	8.3	0	1	9	9.0	0	9/0
Kickoff Returns	No.	Yds.	Avg.	TD	Punt Returns	Yds.	Avg.	TD	
1982 Bears	9	161	17.9	0	15	77	5.1	0	



99

1979, D-1a

6-5, 255

DE-DT

DAN HAMPTON

Arkansas

Born: 9/19/57, Oklahoma City, OK

**PROFESSIONAL:** PFWA all-NFL, PFW NFL most valuable defensive player, NEA all-NFL, 2nd team AP all-NFL, NFC Pro Bowl Squad for second time...game ball performance vs Patriots 12/5/82 included 4 tackles, 1 forced fumble, 2 sacks for 13 yards, 1 blocked extra point...led Bears in sacks with 7 for 57 yards...second in tackles with 71...started 9 games at DLT...fifth on team in tackles (68), tied for first in sacks (9) in '81...had 48 consecutive starts at LDE...named to NFC Pro Bowl squad for first time after leading Bears in quarterback sacks with 11½ in 1980...set personal pro high getting to Saints' Archie Manning three times 9/14/80...named PFW defensive player of week for that performance...shared team lead causing two

enemy fumbles...led front four in tackles with 73...has started every game of pro career—57 consecutive...consensus all-rookie pick at LDE in 1979...made first pro sack on Bucs' Doug Williams...was first rookie to start on Bear defense since '75...had pair of sacks on Ron Jaworski in '79 playoff defeat...tied for team lead with pair of fumble recoveries as rookie...4th man selected in '79 draft behind LB Tom Cousineau (Bills), DT Mike Bell (Chiefs) & QB Jack Thompson (Bengals)...Bears obtained that draft spot plus TE Bobby Moore from Tampa Bay for DE Wally Chambers...voted '79 Brian Piccolo Award by veteran teammates.

**COLLEGIATE:** Coaches' all-America pick after senior season with Razorbacks...won Houston Post SWC Defensive Player of Year Award as DT...four-time Arkansas letterman...twice all-SWC...had 18-sack senior season in non-passing conference...became starter in sophomore season...played in Senior, Fiesta, Orange & Cotton Bowls...made 32 tackles behind line in college career

**PERSONAL:** Given name Daniel Oliver Hampton...nickname Danimal...married (Terry)...prep all-America at Jacksonville (AR) High...grew up on 42-acre farm near Cabor (AR)—23 miles from Little Rock...was "fifth grade version of Earl Campbell" until 45-foot fall from tree broke both legs, arm & confined him to six months in wheelchair...took up music after accident...6 favorite instruments are bass guitar, classical guitar, drums, saxophone, piano, organ...formed band "Sanctuary"...was playing in HS band (was 6-5, 235 as soph) when persuaded to try football again...gained weight from 240 to 250 and increased speed from :05.2 to :04.85 at Arkansas...described as explosive weight lifter: power clean 350, squat 550, bench 350—his quote: "strength has never been my weakness"...suffered broken nose in endzone celebrating Bears' overtime victory over Lions Thanksgiving Day...favorite book: "The World According to Garp" by John Irving...had pet pig (Mork Pork)...mother (Joan father deceased) still lives on farm...resides in north suburban Lake Bluff.

### Hampton's Pro Stats

	Int/ Yds.	Tkls/ Solo	Fum. Rec.	Pass Def.	Force Fum.	Blk. Kick	Sack/ Yards	Gms/Sts
1982 Bears	0/0	71/62	0	0	0	1	7/57	9/9
1981 Bears	0/0	68/56	0	4	1	0	9/77	16/16
1980 Bears	0/0	73/58	0	1	2	0	11½/108½	16/16
1979 Bears	0/0	70/48	2	3	1	0	4½/28	16/16
Career	0/0	282/224	2	8	4	1	32/270½	57/57

Most Sacks: 3 (34 yards) vs Saints 9/14/80.

Most Tackles: 16 vs Saints 9/19/82.

Most Solos: 13 vs Saints 9/19/82.



**35**

**1975, D-17**

**5-11½, 210**

**FB**

**ROLAND HARPER**

**Louisiana Tech**

**Born: 2/28/53, Seguin, TX**

**PROFESSIONAL:** Graded almost 100% on special teams play vs Patriots 12/5/82...started opener vs Packers 9/6/81, pulled hamstring...did not play next game at San Francisco 9/13...played in last 14...in relief of Matt Suhey (ribs) at Oakland 12/13 had 15 carries for 49 yards...started vs Broncos 12/20 in finale, had 15 carries for 48 yards, 1 TD...fourth leading rusher in Club history with 3,044 (behind Payton, Casares, Sayers)...came back from 20 games on injured reserve list 10/6/80 to start last 12 games & finish second to Payton in rushing 404 in 1980...stands 14th in catches (128), 33rd in scoring (108)...top rushing day in '80 was 11 for 58 @ Minn. 10/12...79 shelf due to right knee problems, missed

preseason plus first 4 '80 games with right hamstring problems...underwent two arthroscopic surgeries, one conventional 8/79, 10/79, 3/80 for repair of anterior cruciate & medial ligaments, medial cartilage of right knee...does 625 leg press now, 325 before injury...had started 47 of 50 before injury...voted Chicago's pro athlete of '78...captained offense in 4 of first 5 seasons...only 5 other Bears have topped his 144 (only trip over 100) rushing yards in one game—11-26/78 vs Bucs...just missed 1,000-yard mark in '78 but finished sixth among NFC players with 992...led '76 Bears in catches...missed 3 in late '77 with right knee...punishing runner, blocker...awarded Bear MVP honor by NEA in '78...won '75 Brian Piccolo Award...has game balls from '75 Lion victory and '78 wins over Lions and Bucs...420th (of 442 selected) player taken in the '75 draft...1982 Chicago—Miller Man of Year.

**COLLEGIATE:** Second leading rusher in Tech history behind Charles (Quick Six) McDaniel with 1,949 yards (371 carries)...MVP after '74 Tech season as blocking back...voted most unselfish player in '73...Tech 44-4 in his career, NCAA College Division Champs in '74...had 5.3 rushing average...played in Pioneer, Grantland Rice, Camellia Bowls.

**PERSONAL:** Given name Roland Harper...nicknamed Bull...married (Alice, Tech majorette), twins—Roland and Noland, daughter Porcha...resides in Gurnee during offseason...owns printing business during offseason...daily Bible reader...football captain, javelin thrower (197-2) at Captain Shreve High School...hobbies karate, leather crafts...favorite book: Bible...volunteered time to Better Boys Foundation, Midwest Associate for Sickle Cell Anemia, Special Olympics...other interests include International Order of Foresters, Hampton Scholarship Fund, Fellowship of Christian Athletes...food broker with E. J. Sweeney Co. for McDonald's...deputy sheriff for Lake County Sheriff Department...has B.A. in recreation.

## Harper's Pro Stats

Rushing	Att.	Yds.	Avg.	TD	Receiving	Yds.	Avg.	TD	Games/ Starts
1982 Bears	3	7	2.3	0	1	8	8.0	0	8/0
1981 Bears	34	106	3.1	1	2	10	5.0	0	15/2
1980 Bears	113	404	3.6	5	7	31	4.4	0	12/12
1979 Bears					placed on injured reserve 8/29				
1978 Bears	240	992	4.1	6	43	340	7.9	2	16/16
1977 Bears	120	457	3.8	0	19	142	7.5	0	11/10
1976 Bears	147	625	4.3	2	29	291	10.0	1	14/14
1975 Bears	100	453	4.5	1	27	191	7.1	0	13/10
Career	757	3044	4.0	15	128	1013	7.9	3	89/64

Kickoff Returns	No.	Yds.	Avg.	TD	Passes	Comp.	Yds.	TD	Int.
1982 Bears	2	10	5.0	0	0	0	0	0	0
1981 Bears	0	0	0.0	0	0	0	0	0	0
1980 Bears	0	0	0.0	0	0	0	0	0	0
1979 Bears					placed on injured reserve 8/29				
1978 Bears	0	0	0.0	0	1	0	0	0	1
1977 Bears	3	44	14.7	0	1	0	0	0	0
1976 Bears	6	119	19.8	0	0	0	0	0	0
1975 Bears	4	67	16.8	0	0	0	0	0	0
Career	15	240	16.0	0	2	0	0	0	1

Most Rushes: 25 twice.

Most Yds Rushing: 144 vs Buccaneers 11/26/78 (25-144).

Most TDs Rush: 1, last vs Broncos 12/20/81.

Long Rush: 32 at Los Angeles 11/23/75 (18-84).

Most Caught: 8 at Los Angeles 10/17/76 (81).

Most Yds Rec: 81 at Los Angeles 10/17/76 (6).

Most TDs Rec: 1 three times, last vs Seahawks 11/5/78.

Long Catch: 39 at Seattle 12/5/76 from Bob Avellini.

Long KOR: 30 vs Broncos 12/12/76.



**90**

**1979, D-1b**

**6-4, 250**

**DE**

**AL HARRIS**

**Arizona State**

**Born: 12/31/56, Bangor, ME**

**PROFESSIONAL:** Started 7 games DRE...on inactive list for New Orleans game 9/19/82 because of strained thigh muscle...played in St. Louis game 12/9/82, but did not start because of practice back injury...started last 11 games RDE in '81...game ball performance at Kansas City 11/8/81 included 11 tackles, 7 solos; 2 fumble recoveries...scored TD on 44-yard interception return vs Broncos 12/20/81...had 18-yard reception from Brian Baschnagel from fake FG vs Vikings 12/6/81...capped 1980 comeback season with game-saving block of 32-yard Garo Yepremian FG attempt @ Tampa 12/20 to preserve 14-13 win with 40 seconds left...got game ball...key player in 46 defense with ability to play DE/LB...spent

first 8 games of rookie season on injured reserve list after undergoing left knee cartilage surgery 7/28/79...suffered injury in 1-on-1 blocking drill vs Atlanta's Warren Bryant...activated for last 8 games, saw action in 4...notched first pro sack on Lions' Jeff Komlo...ninth player selected in '79 draft—five picks after Bears took Dan Hampton.

**COLLEGIATE:** Consensus all-America pick and finalist for Lombardi & Outland Trophies after senior season with Sun Devils...first unanimous all-America pick in Arizona State history...all-WAC as junior...had 11 tackles in '78 Fiesta Bowl vs Penn State...was outstanding collegiate pass rusher with vertical jump of 33 inches...had 5 sacks, 5 hurries vs Cal in '78...finished senior year with 19 sacks and 22 other tackles behind scrimmage.

**PERSONAL:** Given name Alfred Carl Harris...with father in Air Force, Al grew up in Maine, North Carolina, New Jersey, West Virginia, and Hawaii...finished senior season at Leilehua Valley High in Wahiawa, Hawaii...Hawaii player of year as senior...was basketball center; track long, triple jumper...blocked 11 shots in one basketball game...two-time sport captain...brother Tim was cager at Air Force Academy now Lieutenant in Air Force, career leading scorer in Academy history...hobbies include bowling and horseback riding...cousin of Chargers' Rickey Bell...favorite book: Bible...has B.S. degree in communications.



## Harris' Pro Stats

	Int/Yds	Tkls/Solo	Fum. Rec.	Pass Def.	Force Fum.	Blk. Kick	Sack -Yds.	Games/ Starts
1982 Bears	0/0	27/23	0	1	0	0	2½/19½	8/7
+ 1981 Bears	1/44t	61/47	3	5	1	0	2/17	16/11
1980 Bears	0/0	11/9	0	0	0	1	0/0	16/0
1979 Bears	0/0	1/1	0	0	0	0	1/7	4/0
Career	1/44t	100/80	3	6	1	1	5½/43½	44/18

+ 1 reception for 18 yards.

Most Solo Tackles: 9 vs Lions 11/22/81.

Most Total Tackles: 11 at Kansas City 11/8/81.



73

1975, D-2

6-3, 243

DE

MIKE HARTENSTINE

Penn State

Born: 7/27/53, Allentown, PA

**PROFESSIONAL:** Graded 100% on special teams play vs Lions 11/21/82...started 9 games at DLE in '82...started first 5 games, played in 16 in '81...suffered broken right thumb at Minnesota 10/4/81...had pins implanted 10/6 with cast; out of cast 11/17...only 8-year player to have been in all 115 regular season games...owns game balls from 12/10/78 win over GB, 11/4/79 over Lions...DLE 1975-77, 82; DRE 1978-81...among NFL's strongest defensive linemen...works 52 weeks a year on weights...normal offseason day includes 4 hours weight work lifting 100,000 pounds...can bench 400-pound range...75 all-rookie consensus selection.

**COLLEGIATE:** NCAA-ABC defensive player of 1974, consensus all-America as 220-pound defensive tackle at Penn State...2-year regular, 3-time letterman...212 tackles, 15 sacks as starter...Lions 32-4 in his 3 seasons...played middle guard in '75 College All-Star game (Pitt 21-14)...also played in Sugar, Orange and Cotton Bowls.

**PERSONAL:** Given name Michael Albert Hartenstine (pron: heart-in-st/eye/ne)...married (Donna), two sons, one daughter...resides in north suburban Lake Bluff...had 48-inch chest, 34 waist...all-state end-linebacker at Bethlehem (PA) Liberty High...also participated in basketball, track.

## Hartenstine's Pro Stats

	Tkls/ Solo	Fum. Rec.	Pass Def.	Force Fum.	Blk. Kick	Sack -Yds.	Games/ Starts
1982 Bears	24/21	0	1	0	0	4½/38	9/9
1981 Bears	34/29	1	2	2	0	2/12	16/5
1980 Bears	66/54	0	4	1	0	6/61	16/16
1979 Bears	60/40	1	1	1	1	8/74	16/16
1978 Bears	70/44	3	2	2	0	6/57	16/16
1977 Bears	55/34	3	4	1	0	1/0	14/11
+ 1976 Bears	86/56	3	5	1	0	3/32½	14/14
*1975 Bears	61/36	2	3	1	0	5/61	14/14
Career	456/314	13	24	9	1	35½/335½	115/101

+ Scored touchdown on 12-yard lateral run at Dallas 10/24/76.

\* Scored safety with 22-yard sack of Vikings' Fran Tarkenton 10/27/75.

Most Solo Tackles: vs Broncos 12/12/76, 10.

Most Sacks: 3 vs Seahawks 12/12/82 (3-25).

Most Total Tackles: vs Broncos 12/12/76, 12.

## "BEAR DOWN CHICAGO BEARS"

The lyrics to "Bear Down Chicago Bears", the Club's fight song since 1941 are:

"Bear Down, Chicago Bears, Make every play clear the way to victory; Bear Down, Chicago Bears, Put up a fight with a might so fearlessly. We'll never forget the way you thrilled the nation with your T-formation. Bear Down, Chicago Bears, and let them know why you're wearing the crown. You're the pride and joy of Illinois, Chicago Bears, Bear Down."



**71**  
**1982, D-5 (a)**  
**6-5, 275**

**G**

**PERRY HARTNETT**  
**Southern Methodist**  
**Born: 4/28/60, Galveston, TX**

**PROFESSIONAL:** Played in 9 games, started last 5 at RG for injured Jeff Williams (back)...120th player in the draft.

**COLLEGIATE:** Honorable mention all-America, all-Southwest Conference...SMU led conference in offense...started seven games at tackle as sophomore...back-up defensive tackle as freshman...played in Hula Bowl and Gold Bowl.

**PERSONAL:** Given name Perry Edmund Hartnett (pron: HEART-net)...nickname Bear...married (Donna)...son (Christopher)...all-America at Galveston Adidas High...psychology major.

### Hartnett's Pro Stats

Total Games 9: Bears 1982 (9).  
 Total Starts 5: Bears 1982 (5).



**51**  
**1978, FA**  
**6-2, 220**

**LB**

**BRUCE HERRON**  
**New Mexico**  
**Born: 4/14/54, Victoria, TX**

**PROFESSIONAL:** Played in 9 games in '82...third in special team tackles with 19 in '81...valued spot, special teamer...suffered right knee strain in '80 opener & missed win over New Orleans 9/14...has played in 71 of 72 since joining Club 9/6/78 after last Miami cut...had key block on David Williams' OT KOR @ Detroit 11/27/80...owns 2 game balls for punt blocks that led to winning touchdowns: 12/2/79 at Tampa Bay off Tom Blanchard & 11/19/78 vs Atlanta off John James...had fourth down, last possession sack on David Whitehurst to save (6-3) 1979 opening day victory over Green Bay...made first pro sack on Seattle's Jim Zorn...only starting assignment came at LLB 11/12/78 at Minnesota...spent '77

season on Dolphin injured reserve list with left knee surgery...seventh round Miami pick that season.

**COLLEGIATE:** Switched from WR to DE his junior year at New Mexico and had 9 QB sacks for 55 yards in losses in his last two seasons at UNM...earned WAC Defensive Player of the Week laurels when he blocked a punt that set up the tying FG, forced a fumble that set up the winning TD, and made 10 unassisted stops in New Mexico's 36-30 win over San Jose State in 1976...made 78 tackles including 41 solos as a senior for the Lobos...teammate of Steeler Robin Cole.

**PERSONAL:** Given name Bruce Wayne Herron...nickname Slugo...married (Joyce), one daughter (Monica)...favorite book: Bible...charity work has included Brian Piccolo Foundation, Nelson Fox Cancer Fund, Rube Walker Leukemia Center, Big Brothers/Big Sisters of Metropolitan Chicago, board member of Big Brothers, Special Olympics, March of Dimes, Better Boys Foundation...owner of Accurate Air Express in Elk Grove...hopes for public relations career after playing days...prepped at Bloomington (TX) High...earned basketball letters and played WR, TE, DT, QB and RB there...has B.S. in public relations/communications.

### Herron's Pro Stats

Interceptions	No.	Yds.	Tkls/ Solo	Fum. Rec.	Pass Def.	Force Fum.	Blk. Kick	Sack -Yds	Games/ Starts
1982 Bears	0	0	5/5	0	0	0	0	1/4	9/0
1981 Bears	0	0	17/14	1	3	0	0	0/0	16/0
1980 Bears	0	0	5/5	0	2	0	0	0/0	15/0
1979 Bears	0	0	28/18	0	1	0	1	1/8	16/0
1978 Bears	0	0	30/20	0	1	0	1	1/16	15/1
Career	0	0	85/62	1	7	0	2	3/28	71/1

1979 KOR 1 for 0; 1980 KOR 1 for 5 yards.

**63****C****JAY HILGENBERG****1981, FA  
6-3, 250****Iowa****Born: 3/21/59, Iowa City, IA**

**PROFESSIONAL:** Graded 100% on special teams play vs Bucs 1/2/83...believed to be best long-snapper in League...has played in all 25 games after signing with Bears as free agent 5/8/81...named to PFW all-rookie team in '81.

**COLLEGIATE:** Two-year honorable mention all-America...two-year all-Big Ten...four-year letterman...played in Blue-Gray Game, Hula and Japan Bowls.

**PERSONAL:** Given name Jay Walter Hilgenberg...prepped at City High...nephew of Vikings Wally Hilgenberg who has retired...favorite book: "The Postman Always Rings Twice" by James Cain...general studies major.

### Hilgenberg's Pro Stats

Total Games 25: Bears 1981 (16), Bears 1982 (9).

**65****G****NOAH JACKSON****Tampa****1975, T-Colts  
6-2, 265****Born: 4/14/51, Jacksonville Beach, FL**

**PROFESSIONAL:** Has started 111 of 112 Bear games at LG...holdout who reported 8/18/81...won battle with weight in 1980 and enjoyed top year with Bears...just missed making Pro Bowl squad 1979-80...had 50-game string snapped by ankle injury 11/18/79...current streak is 61 straight...second team all-NFC pick by UPI in '80 after honorable mention 1977-78 seasons...Bears obtained rights to sign Jackson from Baltimore for 1975 7th round pick...Colts' 7th selection in '74 draft...Jackson was playing with Toronto Argonauts in CFL at time...played first 44 pro games in CFL over three seasons...one of few players to have started playoff games in both CFL, NFL.

**COLLEGIATE:** Gave up final season of eligibility at Tampa to sign with Argonauts after '71 season with RB Leon McQuay...small college all-America pick...played offensive guard and tackle, defensive tackle.

**PERSONAL:** Given name Noah Dale Jackson...nickname Buddha...married (Cheryl), one daughter...attended Jacksonville Beach Fletcher High...donated time to fight Sickle Cell Anemia...hobbies include travel, soap operas, landscaping, golf (high 70s)...can dunk basketball...resides in Lake Forest during offseason.

### Jackson's Pro Stats

Total Games 156: Toronto Argonauts CFL 1972 (14), Toronto 1973 (14), Toronto 1974 (16), Bears 1975 (14), Bears 1976 (12), Bears 1977 (14), Bears 1978 (16), Bears 1979 (15), Bears 1980 (16), Bears 1981 (16), Bears 1982 (9). Caught one pass for 17 yards vs Colts at Chicago 9/21/75. Scored TD on six-yard fumble return 1973. Total Starts 155: Toronto 1972 (14), Toronto 1973 (14), Toronto 1974 (14), Bears 1975 (14), Bears 1976 (12), Bears 1977 (14), Bears 1978 (16), Bears 1979 (15), Bears 1980 (16), Bears 1981 (16), Bears 1982 (9).

**62****T****DAN JIGGETTS****Harvard****1976, D-6  
6-4, 270****Born: 3/10/54, Brooklyn, NY**

**PROFESSIONAL:** Had second career start (LT) vs Lions 9/12/82...had first career start (RT) vs Rams 9/28/81...had scrimmage action in four '81 games and last 4 games of '80...has seen action in 99 of 101 games in career...missed pair in '77 with broken wrist...second VP of Player Association, Bears alternate rep...started in '76 preseason tilt at Tampa in four-tackle offense...Bears' fifth pick in '76 draft...can bench 460 pounds.

**COLLEGIATE:** Three-time all-Ivy League pick...all-East as senior...all-American as senior...Harvard's 102nd, but first Black, football captain...leader of first Harvard team to win outright Ivy title in '75...shared crown in '74...was also all-Ivy in track

and field...was among national leaders in 35-pound weight throw with 62 feet...competed against Oxford-Cambridge track team in England...also threw hammer (189-10), discus (150) and shot (52-6).

**PERSONAL:** Given name Danny Marcellus Jiggetts (pron: jig-its)...married (Karen), two daughters (Lauren Marcella and Kristan Danielle)...favorite book: Bible...interests include television and radio broadcasting...attended Westhampton Beach (NY) High lettering, captaining the basketball, football, track teams...has donated time to Children's Home & Aid Society, United Cerebral Palsy, American Cancer Society, Boy Scouts, United Charities, Special Olympics, Hutch Fund, VA Hospitals, Chicago Heart Association, United Way, Cerebral Palsy Telethon, March of Dimes, Children's Rehab Institute, Children's Memorial Hospital, Fellowship of Christian Athletes...hobbies include photography, political history, racquetball, golf...can play sax...has B.A. in government.

### Jiggetts' Pro Stats

Total Games 101: Bears 1976 (14), Bears 1977 (12), Bears 1978 (16), Bears 1979 (16), Bears 1980 (16), Bears 1981 (16), Bears 1982 (9) Total Starts 2: Bears 1981 (1), Bears 1982 (1).



**70**  
**1976, D-1**  
**6-3, 265**

**T**

**DENNIS LICK**  
**Wisconsin**  
**Born: 4/26/54, Chicago, IL**

**PROFESSIONAL:** Did not play in last 3 games...on injured reserve 9/15/82—12/17/82 with inflamed leg veins...started 71 consecutive games until right knee ligament injury vs Buccaneers 9/20/81...had surgery by Dr. Fossier and was placed on injured reserve...out of cast 11/16/81...cracked starting lineup halfway through rookie season...bruising run blocker...second team all-NFC in '78...owns game ball from 10/30/77 GB win as Bears rushed for 375...first offensive lineman, eighth player taken in '76 draft...Bears got that selecting position from Detroit for a 3rd round pick and exchange of first round positions.

**COLLEGIATE:** Two-time consensus all-America pick, four-year regular at Wisconsin...missed last 3 games of junior season with surgical left knee injury...played in Hula, East-West and Japan Bowls.

**PERSONAL:** Given name Dennis Allen Lick...resides in north suburban Northbrook...prepped at Chicago's St. Rita High and is active in alumni affairs there...Mustangs won City Prep championships at Soldier Field in '70-'71...national prep lineman of 1971...charity visits include Childhood Cancer Research, Hutch Fund, VA hospitals, Special Olympics...won Bears home run hitting contest 1980-81...majored in sociology.

### Lick's Pro Stats

Total Games 79 all Chicago: 1976 (14), 1977 (14), 1978 (16), 1979 (16), 1980 (16), 1981 (3).  
Total Starts 74 all Chicago: 1976 (9), 1977 (14), 1978 (16), 1979 (16), 1980 (16), 1981 (3).



**82**  
**1981, D-3**  
**5-11, 175**

**WR**

**KEN MARGERUM**  
**Stanford**  
**Born: 10/5/58, Fountain Valley, CA**

**PROFESSIONAL:** Started all 9 games at SE in '82...named to PFWA, UPI, PFW all-rookie teams...started 6 games in '81...in first start at Minnesota 10/4/81 had 10 receptions for 140 yards...first pro TD was 22-yard reception from Vince Evans at Oakland 12/13/81...led Bears in receptions (39), reception yardage (584)...had most catches by a Bear rookie WR since Harlon Hill in '54 (45)...led Bear receivers with 15 grabs for 224 yards in preseason...67th player in draft, 8th WR.

**COLLEGIATE:** Consensus all-America...broke Stanford records for catches, yards, TD catches set by Tony Hill, James Lofton, Gene Washington...finished 3rd on Pac-10 all-time receiving list...4 TD catches vs Oregon State in '80 set Pac-10 record for single-game TD receptions...had 9 grabs for 163 yards and 3 TDs vs Boston College in '79...runs 110-meter high hurdles (14.3) and 2nd leg of 400-meter relay...vertical jump of 38"...played in Hula and Senior Bowls...from USC coach John Robinson: "Ken Margerum is the best receiver in the nation"...career stats: 146 receptions, 2517 yards, 32 TDs.

**PERSONAL:** Given name Kenneth (NMI) Margerum...all-state in football at Fountain Valley (CA) High...2nd in state in 120-yard high hurdles (13.7)...also triple jumper and 330-low hurdler...taught course for credit at Stanford on wind surfing...favorite book: "Fear and Loathing in Las Vegas" by Hunter S. Thompson...selling real estate...putting together limited partnerships in real estate with Stanford alumnus Jim Ward...company name "Ward/Margerum Associates"...taking drum lessons...tried aerobatic airplane flying...has BA in communications/psychology.

### Margerum's Pro Stats

Receiving	No.	Yds.	Avg.	TD	Rushing	Yds.	Avg.	TD	Gms/Sts
1982 Bears	14	207	14.8	3	0	0	0.0	0	9/9
1981 Bears	39	584	15.0	1	1	11	11.0	0	16/6
Career	53	791	14.9	4	1	11	11.0	0	25/15



**37**

**1979, D-3**

**6-1, 205**

**RB**

**WILLIE MCCLENDON**

**Georgia**

**Born: 9/13/57, Brunswick, GA**

**PROFESSIONAL:** Would be ideal spokesman for American Express ad as Walter Payton's back-up...has carried ball from scrimmage in 23 of 57 career games...had 48-yard run & 6 for 72 performance in 61-7 rout of Packers 12/7/80...led Chicago rushers in 11/18/79 win over Jets with 54 yards on 8 carries...scored first pro TD at Miami 9/23/79...6 catches as rookie were one more than entire Georgia career...had 63 yards on 17 carries in overtime victory at Kansas City 11/8/81...had 12 special team tackles in '81...led Bear rushers in '81 preseason with 110 yards on 36 carries...was 66th player taken in '79 draft...owns 6 runs of 10 or more yards.

**COLLEGIATE:** The '78 SEC Offensive Player of the Year...broke 1942 Heisman Trophy winner Frank Sinkwich's 37-year old Georgia record rushing for 1,317 yards as senior...22 career rushing TDs also set Georgia record...had best day vs Florida as junior rushing 10 times for 163 yards & 2 TDs...played in Bluebonnet, East-West, Japan Bowls...set SEC record with 8 consecutive 100-yard games...career figures show 443 runs for 2,233 yards, 5.3 average.

**PERSONAL:** Given name Willie Edward McClendon...married (Susan), one son...won football, basketball, track letters at Brunswick Glynn Academy...captained football, basketball, track teams...ran :09.7 100...extremely strong legs indicated by ability to squat 500 pounds...favorite book: "Rich Man, Poor Man" by Irwin Shaw...spent offseasons completing degree requirements in industrial arts.

### McClendon's Pro Stats

Rushing	No.	Yds.	Avg.	TD	Receiving	No.	Yds.	Avg.	TD	Gms/Sts
1982 Bears	17	47	2.8	0	1	7	7.0	0		9/0
1981 Bears	30	74	2.5	0	2	4	2.0	0		16/0
1980 Bears	10	88	8.8	1	0	0	0.0	0		16/0
1979 Bears	37	160	4.3	1	6	27	4.5	0		16/0
Career	94	369	3.9	2	9	38	4.2	0		57/0

#### Kickoff Returns


Kickoff Returns	No.	Yds.	Avg.	TD
1982 Bears	0	0	0.0	0
1981 Bears	0	0	0.0	0
1980 Bears	1	11	11.0	0
1979 Bears	1	12	12.0	0
Career	2	23	11.5	0

Long Rush: 48 vs Packers 12/7/80 (6-72).  
Long Reception: 12, at Miami 9/23/79 (2-7).

### McKinnely's Pro Stats

Total Games 77: Falcons 1976 (12), Falcons 1977 (14), Falcons 1978 (14), Falcons 1979 (15), Falcons 1980 (7), Rams 1981 (7), Bears 1982 (8).

Total Starts 8: Bears 1982 (8).



**67**  
**1982, FA**  
**6-6, 260**

**T**

**PHIL MCKINNELLY**  
**UCLA**  
**Born: 7/8/54, Oakland, CA**

**PROFESSIONAL:** Started last 8 games at LT after signing with Bears 9/15/82...waived by Miami Dolphins 9/6/82...waived by Los Angeles Rams 2/1/82...signed with Rams as free agent 11/6/81...waived by Atlanta Falcons 8/23/81...re-signed by Falcons after clearing procedural waivers 11/5/80...waived by Falcons 8/26/80...9th round draft choice of Falcons in 1976.

**COLLEGIATE:** Three-year letterman.

**PERSONAL:** Given name Philip Byron McKinnely...prepped at Berkeley St. Mary's High...has B.A. degree in history.



**9**  
**1982, D-1**  
**6-0½, 187**

**QB**

**JIM McMAHON**  
**Brigham Young**

**Born: 8/21/59, Jersey City, NJ**

**PROFESSIONAL:** UPI NFC Rookie of the Year...PFWA, PFW, Football Digest all-rookie...80.1 passing rating in '82 was 4th in NFC, 9th in NFL, 8th best in Bear history, best in NFL history for a rookie...game ball performance vs Lions 11/21/82 included 16 of 27 for 233 yards, 2TDs, 3 int...started last 7 games...did not play in opener; played 2nd half vs Saints 9/19/82...5th player in the draft, 2nd quarterback...Brian Piccolo Award winner.

**COLLEGIATE:** Consensus all-America...set 71 NCAA Division 1 passing, total offense records...eclipsed Danny White's NCAA career passing efficiency mark of 148.9 with 156.9 standard...redshirted in '79...BYU 22-3 in 1980-81, two WAC

titles and first bowl victory.

### McMahon's Collegiate Stats

Passing	Att.	Comp.	Yards	TDs	Int.	Comp. %
1981	423	272	3555	34	7	64.3
1980	445	284	4571	47	18	63.8
1979			redshirted			
1978	176	87	1307	6	8	49.4
1977	16	10	103	1	1	62.5
Career	1060	653	9536	84	34	61.6

**PERSONAL:** Given name James Robert McMahon...name McMahon is Gaelic for Bear...married (Nancy)...all-intermountain at Roy (UT) High...Three sport letterman...turned down basketball scholarship to Utah State...played every baseball position but catcher...public communications major.

### McMahon's Pro Stats

Passing	Gms./Sts.	Att.	Comp.	Pct.	Yds.	Int.	TDs	Rating	Rush	Yds.	Avg.	TD
1982 Bears	8/7	210	120	57.1	1501	7	9	80.1	24	105	4.4	1

#### STAT HIGHS

Most Interceptions: 3, vs Lions 11/21/82  
 (16-27-233)  
 Long Pass: 50, at Minnesota 11/28/82 (12-20-139)  
 to Emery Moorehead  
 Consecutive Passes w/o Interception: 107,  
 12/12/82-1/2/83  
 Highest Percentage: 71.4, vs Patriots 12/5/82  
 (15-21-192)  
 Most Attempts: 33, vs Cardinals 12/19/82  
 (16-33-160)

Most Completions: 19, at Seattle 12/12/82  
 (19-29-199)  
 Most Yards Passing: 280, at L.A. Rams 12/26/82  
 (18-28-280)  
 Most Times Sacked: 7, at Minnesota 11/28/82  
 (7-56)  
 Most TDs Passing: 2, vs Lions 11/21/82  
 (16-27-233)  
 2, vs Patriots 12/5/82 (15-21-192)  
 2, at L.A. Rams 12/26/82 (18-28-280)





**76**  
**1981, FA**  
**6-1, 245**

**DT**

**STEVE McMICHAEL**

**Texas**

**Born: 10/17/57, Houston, TX**

**PROFESSIONAL:** Had 64-yard run with fumble vs Bucs 1/2/83...had 2 sacks for 19 yards vs Lions 11/21/82...graded 100% on special teams play vs Bucs 1/2/83...played in last 10 games in '81...signed with Bears as free agent 10/15/81...replaced Brad Shearer...waived by New England Patriots during '81 training camp...on injured reserve with back injury 11/3/80 through remainder of '80 season...3rd round selection of Patriots in '80 draft...played in 6 games.

**COLLEGIATE:** Consensus all-America...372 tackles and 30 sacks over four years...led the team with 142 tackles as junior...138 as senior...defensive most valuable player in '80 Hula Bowl with 14 tackles...AP all-America Strength

Team...finalist for '79 Outland Trophy and '80 Lombardi Award...had 9 solos, 4 assists, 2 sacks in Longhorns 16-7 win over Oklahoma...kicked 8 of 10 PATs and 2 of 3 FGs as sophomore when Russell Erxleben was hurt.

**PERSONAL:** Given name Steve Douglas McMichael...prepped at Freer (TX) High...hobbies include rattlesnake hunting, fishing...physical education major.

### McMichael's Pro Stats

	Tkls/ Solo	Fum. Rec.	Pass Def.	Force Fum.	Blk. Kick	Sack -Yds.	Games/ Starts
1982 Bears	18/17	1	0	0	0	4/36	9/0
1981 Bears	1/1	1	1	0	0	0/0	10/0
1980 Patriots	5/3	0	0	0	0	0/0	6/0
Career	24/21	2	1	0	0	4/36	25/0



**87**  
**1981, FA**  
**6-2, 220**

**TE**

**EMERY MOOREHEAD**

**Colorado**

**Born: 3/22/54, Evanston, IL**

**PROFESSIONAL:** Led Bears in receiving yardage with 363 in '82...started every game at TE...most TD receptions (5) by Bear TE since Ditka in '65 (5)...had 56-yard kickoff return in overtime victory at Kansas City 11/8/81...signed with Bears as free agent 10/21/81...waived by Bears 8/31/81...awarded to Bears via waivers 8/4/81 from Denver Broncos...traded to Broncos from New York Giants 5/23/80 for a draft pick...on injured reserve list for Giants 11/27/79 through the end of season...6th round draft choice of Giants in '77.

**COLLEGIATE:** Running back and flanker...35 receptions for 604 yards in final two seasons...4.1 rushing average in spot role.

**PERSONAL:** Given name Emery Matthew Moorehead, Jr...married (Leslee)...one child (Aaron)...all-state at Evanston (IL) High...also starred in basketball and track...worked for campus TV station as announcer-producer...also interned at a Denver TV station during summers...radio-TV major.

### Moorehead's Pro Stats

Receiving	No.	Yds.	Avg.	TD	Rushing	Yds.	Avg.	TD	Gms/Sts
1982 Bears	30	363	12.1	5	2	3	1.5	0	9/9
1981 Bears	0	0	0.0	0	0	0	0.0	0	9/0
1980 Broncos	0	0	0.0	0	2	7	3.5	0	16/0
1979 Giants	9	62	6.9	0	36	95	2.6	0	13/4
1978 Giants	3	45	15.0	0	0	0	0.0	0	10/0
1977 Giants	12	143	11.9	1	1	5	5.0	0	13/7
Career	54	613	11.4	6	41	110	2.7	0	70/20

**Kickoff Returns**

	No.	Yds.	Avg.	TD
1982 Bears	0	0	0.0	0
1981 Bears	23	476	20.7	0
1980 Broncos	1	18	18.0	0
1979 Giants	1	16	16.0	0
1978 Giants	0	0	0.0	0
1977 Giants	0	0	0.0	0
Career	25	510	20.4	0

**Punt Returns**

	Yds.	Avg.	TD
	0	0.0	0
	0	0.0	0
	0	0.0	0
	0	0.0	0
	2	52	26.0
	4	65	16.3
	6	117	19.5



**58**  
**1976, D-7**  
**6-4, 220**

**LB****JERRY MUCKENTURM****Arkansas State****Born: 10/13/53, Belleville, IL**

**PROFESSIONAL:** Missed 3 games in '82 (12/5/82 -12/19/82) with broken hand...injured right shoulder (nerve) in preseason opener vs Giants 8/8/81...missed last 3 preseason games...placed on injured reserve 9/1/81...returned to practice 9/18 with Donzis shoulder pads, but was not activated...had string of 31 consecutive starts broken by right knee sprain that put him on injured reserve list for season ender at Tampa Bay in 1980...led '80 Bears in solo tackles with 98...made 5 tackles behind line including 3 sacks...led '79 Bears in total stops with 111...was third Bear LBLB in 25 years (Joe Fortunato, 1956-66; Doug Buffone, 1967-78)...captured starter's job from Buffone in '79 training camp...had three sacks in 12/16/79 (42-6) win over St. Louis that clinched '79 playoff spot...started '77 playoff clincher at NY as RLB for injured Waymond Bryant...had fumble recovery at Buffalo 10/7/79 to set up only TD in 7-0 Bear win...notched first career interception 10/28/79 off SF's Steve DeBerg...made 5 starts over three seasons before winning regular's job...had right knee surgery in '76...6th player taken by Bears in '76 draft.

**COLLEGIATE:** Three-year regular as 215-pound outside backer at ASU...Southland Conference player of the week three times...bounced back from left knee surgery before senior season to lead team in tackles with 131...ASU 11-0 that year...conference defensive player of year...career stats: 338 tackles, 11 sacks, 7 interceptions, 1 TD.

**PERSONAL:** Given name Jerry Ray Muckenturm (pron: muck-in-sturm)...nickname Muck...married (Pam), one daughter (Kelly)...brothers Kevin and David played at A.S.U....resides in Jonesboro, AR during off-season...prepped at Althoff Catholic High lettering in three sports and earning all-St. Louis metro honors as senior...has BS in physical education.

**Muckenturm's Pro Stats**

Interceptions	No.	Yds.	Tkls/ Solo	Fum. Rec.	Pass Def.	Force Fum.	Blk. Kick	Sack -Yds.	Games/ Starts
1982 Bears	0	0	0/0	0	0	0	0	0/0	6/0
1981 Bears									
1980 Bears	2	2	120/101	1	1	0	0	3/21	15/15
1979 Bears	1	5	111/69	2	1	1	0	3/14	16/16
+ 1978 Bears	0	0	30/18	0	0	0	0	0/0	16/0
1977 Bears	0	0	36/26	0	0	1	0	1/0	14/5
1976 Bears	0	0	12/5	0	0	0	0	0/0	13/0
Career	3	7	309/219	3	2	2	0	7/35	74/36

+ 1 KOR for 6 Yds. 11/5/78.

Most Solo Tackles: at Minnesota 10/21/79, 12.

Most Total Tackles: at Minnesota 10/21/79, 14.

Most Sacks: vs St. Louis 12/16/79, 3.

**Neal's Pro Stats**

Total Games 126: Baltimore 1973 (5), Baltimore 1974 (14), Bears 1975 (6), Bears 1976 (14), Bears 1977 (14), Bears 1978 (16), Bears 1979 (16), Bears 1980 (16), Bears 1981 (16), Bears 1982 (9). One rush for -6 yards 9/13/81.

Total Starts 86: Bears 1975 (3), Bears 1976 (10), Bears 1978 (16), Bears 1979 (16), Bears 1980 (16), Bears 1981 (16), Bears 1982 (9).



**52**  
**1975, FA**  
**6-4, 255**

**C**

**DAN NEAL**  
**Kentucky**  
**Born: 8/30/49, Corbin, KY**

**PROFESSIONAL:** Carries streak of 73 consecutive starts into season opener...has not missed a game (107) since joining Club as free agent 11/11/75...missed one play with compound fracture of right thumb at San Francisco 9/13/81...made 3 starts in '75, 10 in '76...full time regular for last 5 years...enjoyed penalty-free '79 season...got lone game ball 11/26/78 when Bears rushed for 251 vs Tampa Bay...had right elbow surgery following '78 season...was Bears long snapper 1975-79...can also play guard...spent first two pro seasons as Baltimore special teamer...11th round Colt pick in '73.

**COLLEGIATE:** Two-year starter at Kentucky...offensive captain for Wildcats in '71 and '72...played in '72 East-West game.

**PERSONAL:** Given name Thomas Daniel Neal...nickname Danny...married (Barbara), one daughter (Kelly)...played six football positions at Louisville Atherton High...was prep all-America, MVP...also lettered in swimming, basketball, track...homeowner in north suburban Deerfield...also has 5 acre plot and home on Kentucky River 10 miles from Frankfort, KY...swam competitively for 10 years.



**68**  
**1973, D-7B**  
**6-3, 245**

**DT**

**JIM OSBORNE**  
**Southern**  
**Born: 9/7/49, Sylvania, GA**

**PROFESSIONAL:** Had 2 sacks for 8 yards, blocked FG, and scored first points of entire football career vs Patriots 12/5/82 with safety on Grogan...winner of '82 Red Cloud Mayor Daley Service Award...second to Bob Parsons among active players with 153 career games...had creditable 8-sack season in '80...led Bears in dropping running backs behind line with 6 in '80...game ball performance vs Lions 10/19/80 included fumble recovery to set up TD plus blocked FG as Bears dealt Lions first Division loss...also received game ball from 19-12 win over 49ers 9/16/76 for 3 sacks...has led team in sacks 4 times...posted 6th best League total of 15 sacks in '76...hero of Bear 7-0 win at Buffalo 10/7/79 by causing fumble that

set up game's only TD...had key block of FG attempt in victory over St. Louis 9/3/78...has missed only 4 of 153 games since joining Club for '72 season...winner of '72 Brian Piccolo Award.

**COLLEGIATE:** First Southern player selected for East-West Shrine game...also played in Coaches all-America game...two-way player for former Bear Harry Gunner...four-time letterman...NAIA all-America.

**PERSONAL:** Given name James Henry Osborne...married (Emma), three children...resides in Olympia Fields, IL...hobbies include billiards, music...favorite book: "The Autobiography of Malcolm X" edited by Alex Haley...switched offseason interest from tax accounting to marketing...attended Ft. Lauderdale (FL) Dillard High...active in community affairs including Union League Club, Chicago Boys Clubs, Brian Piccolo Cancer Research, United Way, Better Boys Foundation...took up distance running in '79...excellent leg strength, squats 525...works for Motorola Corp., in offseason...has BA in accounting.

### Osborne's Pro Stats

	Tkls/ Solo	Fum. Rec.	Pass Def.	Force Fum.	Blk. Kick	Sack -Yds.	Games/ Starts
1982 Bears	31/27	0	2	1	1	5/44½	9/9
1981 Bears	47/42	2	3	1	0	4/41	16/16
1980 Bears	65/54	2	5	1	1	8/70	16/16
1979 Bears	66/54	2	1	0	0	10½/79	16/16
1978 Bears	50/37	0	2	1	0	4/34	15/15
1977 Bears	49/32	0	0	0	0	4/26	13/12
1976 Bears	79/59	0	2	2	0	15/129	14/14
1975 Bears	47/34	0	0	3	0	7/62	12/3
1974 Bears	91/67	0	1	1	0	3/30	14/14
1973 Bears	70/52	1	0	2	0	10/85	14/14
1972 Bears	82/54	2	0	0	0	5/18	14/13
Career	677/512	9	16	12	2	75½/618.5	153/142

**BEARS / 33**



**86**  
**1972, D-5**  
**6-5, 225**

**P**

**BOB PARSONS**  
**Penn State**  
**Born: 6/29/50, Bethlehem, PA**

**PROFESSIONAL:** Had 2nd longest punt in Bear history and longest in Soldier Field history 81-yards vs Patriots 12/5/82...has Club records for consecutive games played with 153 (Doug Buffone 142) and most yards punting, season (4,531 in '81)...set NFL record for most punts, season (114) in '81...received game ball at Oakland 12/13/81 with 7 punts for 41.3 average and 3 inside 20...punted fewer times in 1980 (79) than any Bear punter since Bobby Joe Green in 1972...had best gross average of career with 41.3 per kick in 1982...placed 137 kicks inside opponents' 20 in last 7 seasons...has had only 26 touchbacks in last 4 years...led NFL in kicks placed inside opponents' 20-yardlines in '79 with 26 in '81 with

31...received game ball for 9/2/79 (6-3) win over Green Bay...was back-up TE '72-'77 starting 11 games there...scored TD vs Atlanta in first pro game 9/17/72...38.8 yard career punt average is sixth highest in Club history...also owns game balls from wins over Detroit in '76 & '78...named second-team all-NFC by UPI with 40.4 gross, 35.1 net averages in '77...completed 7 of 12 passes from punt formation.

**COLLEGIATE:** Penn State quarterback until switch to tight end as senior...led Nittany Lions that season with 30 catches for 489 yards, 5 TDs...college punting average of 40 yards.

**PERSONAL:** Given name Robert Parsons...two children (Greg & Michelle)...works for Mi-Jack Products—Construction Equipment House, Hazelcrest, IL...hobbies include tennis, golf, basketball, bowling, soap operas...has taught...attended Pen Argyl High participating in football, basketball, track, baseball, and golf...active in civic affairs...1982 MS READ-a-thon co-chairperson, March of Dimes...favorite book: "Eye of the Needle" by Ken Follett...has B.S. in physical education.

### Parsons' Pro Stats

Pass Receiving	No.	Yds.	Avg.	TD	Punting	Yds.	Blk.	Avg.	In 20	Gms/Sts
1982 Bears	0	0	0.0	0	58	2394	0	41.3	9	9/0
1981 Bears	0	0	0.0	0	114	4531	0	39.7	31	16/0
1980 Bears	0	0	0.0	0	79	3207	0	40.6	16	16/0
1979 Bears	0	0	0.0	0	92	3468	1	37.9	26	16/0
1978 Bears	0	0	0.0	0	96	3549	0	37.0	18	16/0
1977 Bears	0	0	0.0	0	80	3232	2	40.4	17	14/0
1976 Bears	1	9	9.0	0	99	3726	1	37.6	20	14/0
1975 Bears	13	184	14.2	1	93	3625	0	39.0	—	14/10
1974 Bears	2	9	4.5	1	90	3408	1	37.8	—	14/0
1973 Bears	2	23	11.5	1	4	106	0	26.5	—	14/1
1972 Bears	1	6	6.0	1	0	0	0	0.0	—	13/0
Career	19	231	12.2	4	805	31264	5	38.8	—	147/11

Passing	No.	Comp.	Yds.	TD	Int.	Rushing	Yds.	Avg.	TD
1982 Bears	0	0	0	0	0	0	0	0.0	0
1981 Bears	1	0	0	0	0	1	-6	-6.0	0
1980 Bears	1	0	0	0	0	2	4	2.0	0
1979 Bears	2	1	22	0	0	0	0	0.0	0
1978 Bears	1	0	0	0	0	1	0	0.0	0
1977 Bears	4	4	61	0	0	0	0	0.0	0
1976 Bears	2	2	48	0	0	1	2	2.0	0
1975 Bears	1	0	0	0	0	0	0	0.0	0
1974 Bears	1	0	0	0	0	0	0	0.0	0
*1973 Bears	0	0	0	0	0	2	2	1.0	0
1972 Bears	0	0	0	0	0	1	0	0.0	0
Career	13	17	131	0	0	8	2	0.3	0

\*Also returned two kickoffs for 15 yards.

Long Catch: at Detroit 10/12/75, 38 from Gary Huff.

Most Caught: vs Packers 11/9/75, 4 (for 55).

Most Yards: vs Packers 11/9/75, 55 (on 4).

Long Punt: vs Patriots 12/5/82, 81.

Most Punts: vs Broncos 12/12/76, 11 (32.5)  
 vs Lions 11/22/81

Best Avg: at Detroit 11/24/77, 51.5 (4-206).



**34**  
**1975, D-1**  
**5-10½, 204**

**RB**

**WALTER PAYTON**

**Jackson State**

**Born: 7/25/54, Columbia, MS**

**PROFESSIONAL:** Owns League rushing record of 275 yards vs Vikings 11/20/77...4th leading rusher in NFL history with 10,204 yards behind Franco Harris, O. J. Simpson, Jim Brown...enters 1983 season with amazing string of 104 consecutive games started and 110 consecutive played...has played in 114 of 115...only career miss was 10/19/75 with ankle injury...missed last 18 minutes of 11/23/80 game at Atlanta after ejection for "jolting" official...suffered right knee hyper-extension at home 10/6/81 when he dove on stairs to prevent son from falling down stairs...bruised knee and DNP in 4th quarter & OT at KC 11/8/81...saw limited action in last 2 games of '81 with thigh bruise...owns 21

Bear records, 2 NFL marks...took unprecedented fifth consecutive NFC rushing title in 1980 with 1,460...his 48 100-yard games exceeded only by Jim Brown's 58...Bears have won 33 games when he has gone over 100 (Vikings have beaten Bears five times despite his 100-yard game)...despite only 539 yards via kick return, only 3 NFL players have gained more combined yards than his 13,224...has caught more passes (275) than any other RB and is 3rd leading receiver in Club history...is 2nd leading scorer (474 points) in Bear history—67 points behind George Blanda...owns 13 of top 20 all-time Bear rushing days...made 36 runs of 10 or more yards in '80 and 242 in his 8 seasons...would own Bear record for lifetime kickoff return average with 31.7 a try but lacks 3 returns to meet 20-try minimum standard...youngest player to be voted NFL MVP at 23 in 1977...1,852 yards rushing that season was 3rd highest total in NFL history (now 4th)...won '75 kickoff return title with 31.7 average.

**POST SEASON HONORS, GAMES:** 1975—none (all-rookie runners Mike Thomas and Don Hardeman). 1976—PFWA, AP all-Pro pick; Sporting News NFC Player of the Year; runner-up to Chuck Foreman NFL MVP by UPI; got 39 out of possible 42 votes to UPI all-NFC team...started Pro Bowl game for NFC...Chicago Red Cloud Athlete of the Year. 1977—UPI Athlete of the Year over baseball's Steve Carlton; NFL MVP by PFWA, NEA (Thorpe Trophy), Mutual Radio, AP, FB Digest, Sport Magazine NFL Player of the Year, AP NFL most valuable offensive player; UPI, Sporting News NFC Player of the Year; only unanimous choice to NFC Pro Bowl squad; leading vote getter to UPI all-NFC team...all-pro pick AP, UPI, NEA (top pick), Pro FB Weekly Offensive Player of Year; won Seagram's "Oscar" award for football & \$10,000 prize attached; in '77 divisional playoff rushed 19 for 60, 3 rec for 33, 3 KORs for 57; MVP of Pro Bowl with 13 rushes for 77 yards and game winning TD...1978—All-Pro pick NEA, PFWA; Pro Bowl starter; leading vote getter to UPI all-NFC team. 1979—Pro Bowl starter; AP all-NFC; in wildcard playoff rushed 16 for 67, 3 rec for 52, 2 TDs, had 84 yard run called back by "motion" penalty. 1980—Leading vote getter to NFC team for Pro Bowl. 1982—Wisconsin Pro Football Lombardi Dedication Award.

**COLLEGIATE:** Football Roundup College Player of the Year 1974...leading scorer in NCAA history with 464 points...led nation with 160 points in 1973...first running back, fourth player selected in '75 draft (behind Steve Bartkowski, Randy White, Ken Huff)...scored 65 touchdowns, rushed for 3,563 (6.1) yards, kicked five field goals and 53 PATs, caught 27 passes for 474 yards, had 39.0 punting average, 43.0 kickoff return average, hit 14 of 19 passes for 4 TDs...played in College All-Star (Pitt 21-14), East-West, Senior Bowl games.

**PERSONAL:** Given name Walter Jerry Payton...nickname Sweetness...married (Connie), son born 12/26/80...resides in suburban Arlington Heights...active in many charities...honorary chairman 1983 Chicago Heart Association Jump Rope for Heart...honorary chairman Illinois Mental Health Association '78-'80...also has aided Boy Scouts, March of Dimes anti-youth alcoholism, Piccolo Research Fund, United Way, Peace Corps...tremendous strength 390 bench press, 600+ leg press, 300 military...nominated NFL Man of the Year...finalist in Soul Train dance contest as collegian...attended Columbia High but didn't start football until 11th grade...father deceased, mother (Alyne) resides in Columbia...brother Eddie is Viking return specialist...interests include drums, privacy...biography *Sweetness* published in '78 by Contemporary Books...highest paid player in NFL...formed "Walter Payton Enterprises" (investments) in '79...has turned down many commercial endorsements, ditto for movie role...commercial endorsements include Buick, RTA...received BA in special education at Jackson State in 3½ years.

**WALTER PAYTON'S 10 LONGEST RUNS**—1) 76 Yards 10/16/78 @ Denver, 2) 73 Yards 9/18/77 vs Lions, 3) 69-Yard TD 9/14/80 vs Saints, 4) 61 Yards 9/14/80 vs Saints, 5) 60 Yards 10/17/76 @ Los Angeles, 6) 58 Yards 10/30/77 @ Green Bay, 7) 58 Yards 11/20/77 vs Vikings, 8) 54 Yards 12/21/75 @ New Orleans, 9) 51 Yards 10/10/77 vs Rams, 10) 50-Yard TD 11/19/80 vs Redskins.

## Payton's Pro Stats

Rushing	Att.	Yds.	Avg.	TD	Receiving	Yds.	Avg.	TD	Gms/Sts
1982 Bears	148	596	4.0	1	32	311	9.7	0	9/9
1981 Bears	339	1222	3.6	6	41	379	9.2	2	16/16
1980 Bears	317	1460	4.6	6	46	367	8.0	1	16/16
1979 Bears	369	1610	4.4	14	31	313	10.1	2	16/16
1978 Bears	333	1395	4.2	11	50	480	9.5	0	16/16
1977 Bears	339	1852	5.5	14	27	269	10.0	2	14/14
1976 Bears	311	1390	4.5	13	15	149	9.9	0	14/14
1975 Bears	196	679	3.5	7	33	213	6.5	0	13/7
Career	2352	10204	4.3	72	275	2480	9.0	7	114/108

### Kickoff

Returns	No.	Yds.	Avg.	TD	Att.	Com.	Yds.	TD	Int.	No.	Yds.	Avg.
1982 Bears	0	0	0.0	0	3	1	39	1	0	0	0	0.0
1981 Bears	0	0	0.0	0	2	0	0	0	0	0	0	0.0
1980 Bears	0	0	0.0	0	3	0	0	0	0	0	0	0.0
1979 Bears	0	0	0.0	0	1	1	54	1	0	0	0	0.0
1978 Bears	0	0	0.0	0	0	0	0	0	0	0	0	0.0
1977 Bears	2	95	47.5	0	0	0	0	0	0	0	0	0.0
1976 Bears	1	0	0.0	0	0	0	0	0	0	0	0	0.0
1975 Bears	14	444	31.7	0	1	0	0	0	1	1	39	39.0
Career	17	539	31.7	0	10	2	93	2	1	1	39	39.0

### Punting

#### THE TOP 10 AVERAGE PER CARRY DAYS

- 1) 10.16 (18-183) vs New Orleans 12/14/80
- 2) 8.91 (23-205) @ Green Bay 10/30/77
- 3) 7.91 (23-182) vs Minnesota 9/9/79
- 4) 7.42 (19-141) @ Minnesota 10/10/76
- 5) 7.36 (19-140) vs New Orleans 10/2/76
- 6) 7.13 (22-157) @ Denver 10/16/78
- 7) 7.04 (23-162) @ San Francisco 10/28/79
- 8) 6.95 (23-160) vs Detroit 9/18/77
- 9) 6.87 (40-275) vs Minnesota 11/20/77
- 10) 6.85 (20-137) @ Detroit 11/24/77

#### THE BOTTOM 10 DAYS RUSHING YARDAGE

- 1) 0 (8 carries) vs Baltimore 9/21/75
- 2) 0 (10) @ Detroit 10/12/75
- 3) 2 (4) @ Los Angeles 11/23/75
- 4) 5 (5) vs Redskins 10/11/81
- 5) 20 (8) vs Saints 9/19/82
- 6) 24 (9) '78 Pro Bowl 1/29/79
- 7) 26 (14) @ Detroit 9/12/82
- 8) 26 (7) vs Miami 11/2/75
- 9) 28 (7) at Oakland 12/31/81
- 10) 30 (11) @ Cleveland 11/3/80

## NFL'S ALL-TIME TOP 10 RUSHERS

Name, Team (*Indicates still active)	Yrs.	Gms.	Game	Att.	Yds.	Avg.	TD	100-yd games
1) Jim Brown, Cleveland	9	118	104.3	2359	12312	5.2	106	58
2) O. J. Simpson, Buffalo-San Francisco	11	135	83.2	2404	11236	4.7	61	42
3) *Franco Harris, Pittsburgh	11	149	73.4	2602	10943	4.2	86	42
4) *Walter Payton, Chicago	8	114	89.5	2352	10204	4.3	72	48
5) Jim Taylor, Green Bay-New Orleans	10	132	65.1	1941	8597	4.4	83	26
6) Joe Perry, San Francisco	14	153	54.8	1739	8378	4.8	53	22
7) *John Riggins, NY Jets-Washington	11	134	60.4	2038	8089	4.0	58	18
8) Larry Csonka, Miami-NY Giants-Miami	11	148	54.6	1891	8081	4.3	64	20
9) Leroy Kelly, Cleveland	10	136	53.5	1727	7274	4.2	74	27
10) *Tony Dorsett, Dallas	6	84	83.5	1545	7015	4.5	45	32

## NFL'S ALL-TIME TOP 10 COMBINED YARDAGE LEADERS

- |                   |        |                 |        |
|-------------------|--------|-----------------|--------|
| 1) Jim Brown      | 15,459 | 6) Ollie Matson | 12,884 |
| 2) O. J. Simpson  | 14,368 | 7) Tim Brown    | 12,684 |
| 3) Bobby Mitchell | 14,078 | 8) Lenny Moore  | 12,451 |
| 4) *Walter Payton | 13,224 | 9) Don Maynard  | 12,379 |
| 5) *Franco Harris | 13,082 | 10) Leroy Kelly | 12,330 |

\*Indicates still active



**100-YARD GAMES...48**

275 (40) vs Vikings 11/20/77  
 205 (23) @ Green Bay 10/30/77  
 192 (33) vs Chiefs 11/12/77  
 183 (18) vs Saints 9/14/80  
 183 (27) @ Seattle 12/5/76  
 182 (23) vs Vikings 9/9/79  
 179 (38) at Dallas 11/26/81  
 163 (32) vs Packers 12/11/77  
 162 (23) @ San Francisco 10/28/79  
 160 (23) vs Lions 9/18/77  
 157 (22) @ Denver 10/16/78  
 157 (33) vs Cardinals 12/16/79  
 155 (39) @ Buffalo 10/7/79  
 148 (28) @ San Francisco 9/19/76  
 145 (27) @ Los Angeles 10/17/76  
 141 (19) @ Minnesota 10/10/76  
 140 (19) vs Saints 10/2/77  
 137 (20) @ Detroit 11/24/77  
 134 (22) @ Dallas 9/16/79  
 134 (25) @ New Orleans 12/12/75  
 133 (28) vs Buccaneers 10/6/80  
 130 (22) vs Packers 12/7/80  
 130 (29) @ Tampa Bay 12/20/80  
 127 (23) @ Minnesota 11/12/78  
 126 (24) vs Rams 10/10/77  
 125 (36) vs Packers 9/2/79  
 123 (18) @ Detroit 11/27/80  
 123 (27) vs Raiders 10/1/78  
 122 (24) @ Minnesota 10/16/77  
 115 (25) @ Green Bay 12/9/79  
 113 (22) vs Lions 11/4/79  
 112 (33) vs Vikings 12/6/81  
 111 (23) @ Minnesota 10/21/79  
 110 (27) @ Green Bay 11/28/76  
 109 (18) vs Packers 11/14/76  
 109 (18) vs Seahawks 11/5/78  
 109 (26) @ Tampa Bay 1/2/83  
 107 (17) vs Redskins 11/9/80  
 107 (36) vs Chargers 10/25/81  
 105 (22) @ Green Bay 11/15/81  
 105 (23) @ San Francisco 11/16/75  
 105 (27) vs Buccaneers 11/26/78  
 104 (18) vs Redskins 10/3/76  
 104 (20) @ L.A. Rams 12/26/82  
 102 (23) @ Minnesota 10/12/80  
 101 (26) vs Cardinals 9/3/78  
 101 (27) vs Lions 10/19/80  
 101 (33) @ Tampa Bay 12/4/77

**PAYTON RECORDS 12/21/80—REGULAR SEASON GAMES ONLY****Scoring**

1) Touchdowns lifetime, 79 (72-rush, 7 rec)

**Rushing**

2) Attempts, lifetime, 2352 (1975-82)  
 3) Attempts, season, 369, 1979 (NFL)  
 4) Attempts, game, 40 11/20/77  
 5) Yards gained, lifetime, 10,204 (1975-82)  
 6) Yards gained, season, 1852 1977  
 7) Yards gained, game, 275 11/20/77 (NFL)  
 8) Seasons 1,000 yards, 6 1976-81  
 9) Consecutive games 100+ yards, 5 11/13/77-12/11/77  
 10) Games 100+ yards, 48  
 11) Games 100+ season, 10 1977  
 12) Consecutive seasons 1000+ yards, 6 1976-81  
 13) Games 200+ season, 2 1977  
 14) Games 200+ lifetime, 2  
 15) Rushing touchdowns, lifetime, 72 1975-82  
 16) Rushing touchdowns, season, 14 1977, 1979 (tie Sayers 1965)  
 17) Consecutive games 1+ rushing TDs, 7 10/3/76-11/14/76 (tie Sayers 1969)

**Combined Yards**

18) Attempts lifetime, 2,644  
 19) Attempts season, 400, 1979 (NFL)  
 20) Attempts game, 41 10/7/79  
 21) Yards gained, 13,224

**PAYTON'S NON-RECORD CAREER BESTS**

Combined Yards: 300 (134-rush, 62-rec, 104 kor) @ New Orleans 12/21/75  
 Avg. Per Carry: 10.2 (18-183) vs New Orleans 9/14/80  
 Long Run: 76 @ Denver 10/16/78  
 Long Pass: 54t (to Brian Baschnagel) @ Minnesota 10/21/79  
 Long Catch: 75t (from Bob Avellini) @ Detroit 11/24/77  
 Long Punt: 39 vs Miami 11/2/75  
 Long Kickoff Return: 70 @ New Orleans 12/21/75  
 Most TDs Rush: 3, six times, last vs Green Bay 12/7/80  
 Most TDs Rec: 2, vs Broncos 12/20/81  
 Most TDs Pass: 1 @ Minnesota 10/21/79 to Brian Baschnagel, 54 @ Seattle 12/12/82 to Brian Baschnagel, 39  
 Most Catches: 7 vs Detroit 10/29/78 vs Rams 9/28/81 @ Seattle 12/12/82  
 Most Yards Rec: 119 vs Detroit 10/29/78  
 Most KORs: 3 (57) @ Dallas 12/26/77  
 Most Yards KORs: 104 (2) @ New Orleans 12/21/75

**WALTER PAYTON'S GAME BALLS**—12/26/82 34-26 over L.A. Rams, 10/25/81 20-17 over San Diego, 12/20/80 14-13 over Tampa Bay, 12/7/80 61-7 over Green Bay, 9/14/80 22-3 New Orleans, 10/7/79 7-0 Buffalo, 9/9/79 26-7 Minnesota, 9/3/78 17-10 St. Louis, 12/11/77 21-10 Green Bay, 11/20/77 10-7 Minnesota, 11/13/77 28-27 Kansas City, 10/30/77 26-0 Green Bay, 10/10/77 24-23 Los Angeles, 11/14/76 24-13 Green Bay, 9/19/76 19-12 San Francisco, 12/21/75 42-17 New Orleans, 9/28/75 15-13 Philadelphia.

# Payton Rushing vs NFL

Opponents	Gms.	Att.	Yds.	Avg.	TDs
Atlanta Falcons	4	79	229	2.9	2
Baltimore Colts	1	8	0	0.0	0
Buffalo Bills	1	39	155	4.0	1
Cincinnati Bengals	1	18	78	4.3	0
Cleveland Browns	1	11	30	2.7	0
Dallas Cowboys	3	77	354	4.6	1
Denver Broncos	3	55	268	4.9	1
Detroit Lions	16	314	1268	4.0	9
Green Bay Packers	14	318	1476	4.6	13
Houston Oilers	2	36	139	3.9	0
Kansas City Chiefs	2	54	262	4.9	3
Los Angeles Rams	6	110	463	4.2	3
Miami Dolphins	2	22	69	3.1	1
Minnesota Vikings	15	323	1559	4.8	11
New England Patriots	2	28	112	4.0	0
New Orleans Saints	4	70	477	6.8	4
New York Giants	1	15	47	3.1	0
New York Jets	1	20	53	2.7	0
Oakland Raiders	3	70	248	3.5	3
Philadelphia Eagles	2	38	174	4.6	0
Pittsburgh Steelers	1	12	60	5.0	0
St. Louis Cardinals	5	107	425	4.0	5
San Diego Chargers	2	53	157	3.0	1
San Francisco 49ers	5	122	574	4.7	6
Seattle Seahawks	3	59	332	5.6	1
Tampa Bay Buccaneers	10	238	891	3.7	4
Washington Redskins	4	56	306	5.5	3
Totals	114	2352	10204	4.3	72



## SPECIAL TEAMS TACKLES—1982

Player	Total	Solo	Asst.	Player	Total	Solo	Asst.
Cabral	19	11	8	B. Williams	3	1	2
Baschnagel	14	9	5	Campbell	3	0	3
Gentry	11	8	3	Hartnett	3	0	3
Chesley	9	7	2	Muckensturm	3	0	3
Huther	8	3	5	Herron	2	2	0
Watts	7	3	4	Harper	2	1	1
Walterscheid	7	1	6	Rains	2	1	1
McClendon	6	3	3	Bell	2	0	2
Frazier	5	2	3	McMichael	2	0	2
C. Thomas	5	2	3	Parsons	1	1	0
Earl	5	0	5	Roveto	1	1	0
Hilgenberg	4	1	3	Becker	1	0	1
Fisher	4	0	4	Henderson	1	0	1
Harris	3	2	1	Wilson	1	0	1



**53**

**1982, FA**

**6-1, 220**

**LB**

**DAN RAINS**

**Cincinnati**

**Born: 4/26/56, Rochester, PA**

**PROFESSIONAL:** Played in last 2 games on special teams...activated 12/24/82...placed on injured reserve for hernia 7/29/82...signed with Bears as free agent 5/14/82.

**COLLEGIATE:** Honorable mention AP all-America...played in Japan Bowl...four-year letterman...most valuable player...redshirted in 1975.

**PERSONAL:** Given name Daniel Paul Rains...prepped at Aliquippa (PA) Hopewell High...one of ten children...BS degree in criminology.



**44**

**1976, W-Saints**

**6-0, 177**

**CB**

**TERRY SCHMIDT**

**Ball State**

**Born: 5/28/52, Columbus, IN**

**PROFESSIONAL:** Led Bears in interceptions with 4 in '82...game ball performance vs Patriots (26-13) 12/5/82 included 2 interceptions...leads Bear DBs in consecutive starts with 73...has been Bear regular since opening day '78...led team in passes broken up with 24 in '81...injured right ankle at Tampa 11/1/81...caused 2 game saving fumbles in '80 season ender at Tampa...also led team in 1980 with 20—10 more than anyone else...also led team with 18 in '78...has 15 interceptions since joining club on waivers from Saints 9/7/76...had 6 in '79 to share team lead...got game ball for 12/2/79 2-theft performance at Tampa Bay (14-0)...has ball trophy from 9/10/78 (16-13) victory over San Francisco...got starting chance

through injury to Pro Bowler Allan Ellis 5 days before '78 opener...only other Bear start was in '77 as FS...1974 all-rookie with Saints after making 4 interceptions in first 5 games...was New Orleans fifth round '74 draft pick.

**COLLEGIATE:** First Ball Stater to play in East-West Shrine game...Cardinals MVP as senior...Kodak, Football News All-America pick...had 13 interceptions in 3 varsity seasons at BSU...academic all-America pick...member of collegiate student senate...was enrolled in science honors program...played in Coaches' All-America.

**PERSONAL:** Given name Terry Richard Schmidt...married (Debbie), 2 children (Jake and Jennifer)...resides during offseason in Lake Forest...favorite book: "Lord of the Rings" by J. R. R. Tolkien...entered Loyola dental school in winter of '81...participated in Ford's PP&K program...attended Columbus (IN) High earning all-state football honors twice also excelling in track and baseball...has BS in chemistry-biology.

### Schmidt's Pro Stats

Interceptions	No.	Yds.	TD	Tkls/ Solo	Fum. Rec.	Pass Def.	Force Fum.	Blk. Kick	Sack -Yds.	Gms/ Sts
1982 Bears	4	39	0	30/24	0	10	0	0	0/0	9/9
1981 Bears	2	4	0	39/34	1	24	1	0	0/0	16/16
1980 Bears	1	0	0	56/47	1	20	2	0	0/0	16/16
1979 Bears	6	44	1	44/32	0	18	1	0	0/0	16/16
1978 Bears	2	23	0	51/44	1	9	1	0	0/0	16/16
1977 Bears	0	0	0	10/5	0	1	0	0	0/0	10/1
1976 Bears	0	0	0	0/0	0	0	0	0	0/0	9/0
1975 Saints	1	37	0	27/0	3	11	-	-	-/-	13/9
1974 Saints	4	27	1	-/-	1	-	-	0	-/-	9/9
Career	20	174	2	257/196	7	93	5	0	0/0	114/74

Punt Returns: 1975, 11 for 76. Kickoff Returns: 1974, 1 for 23; 1975, 2 for 54.

Most Interceptions: 2, at Tampa Bay 12/2/79 (2-16).

vs. Patriots 12/5/82 (2-0).

Long Return: 37, 1975.

Most Tackles: 10, vs Redskins 11/9/80.

Most Pass Deflected: 4 at San Francisco 10/28/79.

at Atlanta 11/23/80.

at Oakland 12/13/81.



89

1982, FA

6-1, 190

WR

JAMES SCOTT

Henderson JC

Born: 3/28/52, Longview, TX

**PROFESSIONAL:** Placed on injured reserve 12/23/82...did not play vs Cardinals 12/19/81...on inactive list vs Saints 9/19/82...signed with Bears as free agent 3/12/82...played for the Montreal Alouettes and led the Eastern Division of the Canadian League with 81 pass receptions in '81...needs 425 yards added to his 3,202 to jump from 6th to 4th on Club's all-time receiving yardage list...10th in catches with 177...26th in scoring with 20 TDs, 120 points...has had six 100-yard games...led Bear receivers 4 of 6 pro seasons...missed in '79 when non-displaced fracture of fibula put him on injured reserve for last 6 games, playoff...only 3 Bears with better per catch yardage (18.1)—Ken Kavanaugh (22.4), Scooter McLean (21.7), Harlon Hill (20.4)...made 12 starts in 1980, 57 in career...Bears lost all 3 games in '80 in which he DNP or only briefly because of hamstring problems...had leg problems in '78 also...made 4 grabs for 66 yards in game-tying 2-minute drill at Detroit in '80...caught bombs of 64, 59, 56, 64 and 48 yards 1979-80...the 48-yarder was game-winner from Mike Phipps at San Francisco 10/29/79 that earned him fourth career game ball...also got balls from '78 Packer victory, '77 victories over Green Bay and Los Angeles...one of six Bears to have caught 50 passes in a season...very first NFL grab was 6-yard TD pass from Bob Avellini 10/3/76 vs Redskins...was New York Jets' eighth-round draft pick in 1975 but spent that season on injured reserve with eye injury...caught 3 passes for 111 yards in Jets' '76 preseason but waived after missing practice...played with WFL Chicago Fire in '74 catching 52 Virg Carter passes for 755 yards in 8 games...was leading WFL receiver when injured.

**COLLEGIATE:** All-conference receiver at Henderson County (Athens, TX) Junior College in '71...totaled 100 receptions in two JC seasons.

**PERSONAL:** Given name James Scott...prepped at Gladewater (TX) High where he gained 2,000 yards total offense as senior running back...held multitude of jobs while waiting for football opportunity... "sold" to Bears on former QB Virg Carter's recommendation...resides in Dallas during offseason.

## Scott's Pro Stats

Receptions	No.	Yds.	Avg.	TD	Rush	Yds.	Avg.	TD	Gms/Sts
1982 Bears	2	44	22.0	0	0	0	0.0	0	5/0
1981 Alouettes	81	1422	17.6	6	0	0	0.0	0	15/15
1980 Bears	36	696	19.3	3	0	0	0.0	0	15/12
1979 Bears	21	382	18.2	3	0	0	0.0	0	10/9
1978 Bears	42	759	18.1	5	0	0	0.0	0	15/14
1977 Bears	50	809	16.2	3	1	10	10.0	0	14/14
1976 Bears	26	512	19.7	6	2	-4	-2.0	0	11/8
NFL Career	177	3202	18.1	20	3	6	2.0	0	65/57
1974 WFL	52	755	14.5	8	1	1	1.0	0	8/8

Long Catch: 72t, vs Rams 10/10/77, from Bob Avellini.

Most Catches: 9, at Green Bay 10/8/78 (113).

Most Yards Rec: 142, vs Rams 10/10/77, (2).

Most TDs: 2 four times, last vs Redskins 11/9/80.

## 100-YARD GAMES

1) 142 (2) vs Rams 10/10/77.

2) 140 (3) vs Lions 10/19/80.

3) 113 (9) @ Green Bay 10/8/78.

4) 106 (3) @ Seattle 12/5/76.

5) 106 (6) @ Detroit 11/27/80.

6) 105 (5) @ Tampa 10/22/78.

**LONGEST CATCHES:** 1) 72 yards vs Rams 10/10/77; 2) 70 yards vs Rams 10/10/77; 3) 64 yards at Dallas 9/16/79; 4) 64 yards vs Lions 10/19/80; 5) 63 yards at Seattle 12/5/76; 6) 59 yards at San Francisco 9/10/78; 7) 59 yards vs Lions 10/19/80.



**50**

**1981, D-2**

**5-11½, 230**

**MLB**

**MIKE SINGLETARY**

**Baylor**

**Born: 10/9/58, Houston, TX**

**PROFESSIONAL:** Tied for second on Club with 71 total tackles in '82...named to PFWA, UPI, PFW all-rookie, Football Digest teams...Piccolo Award winner...started last 9 games in 1981...game ball performance at Kansas City 11/8/81 included 10 tackles, 6 solos, 1 forced fumble...started first 2 preseason games...38th player, 5th LB in draft...Bears got that selecting position from San Francisco for a fifth round pick and exchange of second round positions to skip past Vikings.

**COLLEGIATE:** Consensus Southwest Conference Player-of-the-Year in '79, '80...only junior selected to All-Southwest Conference Team-of-the-

70's...consensus All-American...averaged 15 tackles over career...set team record with 232 tackles in '78...posted 20 tackles-or-more in 4 games; 30-or-more 3 times...never had less than 10...finalist in '80 Lombardi Trophy voting...tri-captain in '79; captain in '80...starter from midway point of freshman season...made career high 33 stops vs Arkansas...ABC Player-of-the-Game following 16 solos vs Arkansas; had 11 stops for minus 31 yards...played in Hula and Japan Bowls...career stats: 5 interceptions, 21 yards; 662 tackles, 351 solos; 6 fumble recoveries; 18 passes broken up.

**PERSONAL:** Given name Michael (NMI) Singletary...youngest of 10 children...received first football uniform as a sophomore at Houston Worthing High...turned his Houston garage into summer weight training facility for neighborhood youth...expanded to include night session for interested older men...favorite book: "The Amazing Results of Positive Thinking" by Norman Vincent Peale...reads Bible, listens to classical music...business major...has BA degree in management.

## Singletary's Pro Stats

Interceptions	No.	Yds.	Tkls/ Solo	Fum. Rec.	Pass Def.	Force Fum.	Blk. Kick	Sack -Yds.	Games/ Starts
1982 Bears	0	0	71/61	1	2	1	0	1/9	9/9
1981 Bears	1	-3	72/60	0	4	1	0	0/0	16/9
Career	1	-3	143/121	1	6	2	0	1/9	25/18

Most Tackles: 11, vs Lions 11/21/82.

Most Solos: 8, at Detroit 9/12/82.

**69****1975, D-5****6-2, 260****G****REVIE SOREY****Illinois****Born: 9/10/53, Brooklyn, NY**

**PROFESSIONAL:** Placed on injured reserve 8/31/82...had surgery to repair torn larynx...got kicked in throat in first '82 preseason game at San Diego 8/16/82...had placed in 106 games since joining the Bears as 5th round pick in '75...started first 4 games in '81...has 84 career starts...second team all-NFC by UPI after 1978, '79 seasons...all-NFC UPI in '77...got game ball from Bears '77 Thanksgiving Day victory at Detroit...devastating pulling guard...has run :04.9.

**COLLEGIATE:** Two-year regular lineman at Illinois...played tight end as frosh...Illini offensive captain in '74...played frosh basketball...selected to play in Senior Bowl, Blue-Gray, American Bowl games...all-Big Ten pick.

**PERSONAL:** Given name Revie Cee Sorey, Jr. (pron: ree-vee soar-ee)...college nickname Rock Hollywood...resident of Chicago...grew up in NY's Bedford-Stuyvesant district...quietly sent 25 "special" children to each of five different games in '79 at his expense...charitable interests include Children's Home & Aid Society, Children's Rehab Institute, Children's Memorial Hospital, Carmelite Home for Abused and Abandoned Children, Special Olympics, Better Boys Foundation, United Way, United Cerebral Palsy, Boy Scouts, United Charities, VA Hospitals, Red Cloud, Chicago Heart Association, Chicago Boys Clubs, Crusade of Mercy...also made visits to ghetto schools on day off...Illinois Special Olympics 1977 Man of the Year...nominated for NFL Man of the Year in '81...hobbies include music, chess, CB radio...earned five letters at Brooklyn Boys High in football (3), basketball (1), track (1)...was Eagle Scout...member of fellowship of Christian Athletes...all-New York...was youth corps leader, life scout...honorary director Les Turner ALS Foundation...majored in sociology.

### Sorey's Pro Stats

Total Games 106: Bears 1975 (14), Bears 1976 (14), Bears 1977 (14), Bears 1978 (16), Bears 1979 (16), Bears 1980 (16), Bears 1981 (16), Bears 1982 (0).

Total Starts 84: Bears 1975 (0), Bears 1976 (16), Bears 1977 (16), Bears 1978 (16), Bears 1979 (16), Bears 1980 (16), Bears 1981 (4), Bears 1982 (0).

**26****1980, D-2****6-11, 217****RB****MATT SUHEY****Penn State****Born: 7/7/58, State College, PA**

**PROFESSIONAL:** Started all 9 games in '82...had 9 receptions for 87 yards vs Cardinals 12/19/82...started 14 games in 1981...game ball performance vs Chargers 10/25/81 included 22 carries, 64 yards, 1 TD, 3 receptions, 17 yards...saw action in all 16 games in 1980...drew starting FB assignment 9/21 vs Vikings...accounted for 180 combined yards @ Pittsburgh—130 of it by kickoff returns...7th running back, 46th player taken in '80 draft.

**COLLEGIATE:** Four-year starter...State's second leading career rusher with 2,818 yards, 2 TDs behind Lydell Mitchell, ahead of John Cappelletti, Lenny Moore, Charlie Pittman, Franco Harris...third in total offense (3,146 yds) fourth in TDs

(29)...school record for rushing attempts career (633)...named to UPI's all-East squad...honorable mention all-America...played in Hula Bowl...special teamer...named to "all-America Blocker team"...had 12.0 punt return, 16.8 KOR averages...39 receptions (2TD), 328 yards...lead P.S.U. rushing in '77, '78, '79...started in same backfield with Mike Guman (Rams), Booker Moore (Bills), Chuck Fusina (Buccaneers).

**PERSONAL:** Given name Matthew Jerome Suhey...maternal grandfather Bob Higgins was a Penn State all-America in 1919, played end for Canton Bulldogs against George Halas and Chicago Staleys in 1921 (Staleys 10-0), and coached the Lions from 1930-48...father (Steve) was an all-America guard at Penn State in '47 and played with Jim Finks and Pittsburgh Steelers in 1949...was born and raised in State College, PA where Penn State is located...brothers Larry (RB) and Paul (LB) also played for PSU...Paul was '78 captain...now in medical school in Philadelphia...three-year all-State RB...football captain, lettered in track and wrestling...favorite book: "Winds of War" by Herman Wouk...avid squash player...resides in Highland Park...B.S. in Marketing...pursuing MBA at Northwestern.



## Suhey's Pro Stats

Rushing	No.	Yds.	Avg.	TD	Receiving	Yds.	Avg.	TD	Gms/Sts
1982 Bears	70	206	2.9	3	36	333	9.3	0	9/9
1981 Bears	150	521	3.5	3	33	168	5.1	0	15/14
1980 Bears	22	45	2.0	0	7	60	8.6	0	16/1
Career	242	772	3.2	6	76	561	7.4	0	40/24

Kickoff Returns	No.	Yds.	Avg.	TD	Punt Returns	Yds.	Avg.	TD
1982 Bears	0	0	0.0	0	0	0	0.0	0
1981 Bears	0	0	0.0	0	0	0	0.0	0
1980 Bears	19	406	21.4	0	1	4	4.0	0
Career	19	406	21.4	0	1	4	4.0	0

Most Rushes: 22 vs Chargers 10/25/81 (22-64).

Most Yards Rush: 64 vs Chargers 10/25/81 (22-64).

Long Rush: 26 vs Packers 9/6/81.

Most Rec: 9 vs Cardinals 12/19/82 (9-87)

Most Yards Rec: 87, vs Cardinals 12/19/82 (9-87).

Long Catch: 45, vs Cardinals 12/19/82.

Most KOR: 6 vs Vikings 9/21/80 (6-115).

@ Pittsburgh 9/28/80 (6-130).

Most Yards KOR: 130 @ Pittsburgh 9/28/80 (6-130).

Long KOR: 31 vs Bengals 12/14/80 (1-31).



**16**

**1975, W-Rams; 1982, FA**  
**5-10, 175**

**K**

**BOB THOMAS**

**Notre Dame**

**Born: 8/7/52, Rochester, NY**

**PROFESSIONAL:** Kicked 5 of 7 field goals after signing with Bears as free agent 12/22/82...waived by Detroit Lions after kicking 5 of 5 field goals in first 2 games of '82...signed with Lions as free agent 9/8/82...waived by Bears 9/6/82...placed on injured reserve 9/16/81 with pulled hamstring...began kicking 10/8/81...missed last 2 preseason games in '81 with pulled muscle in right leg...most accurate field goal kicker in Bear history having converted 92 of 152 in 8 seasons for 60.5% (Mac Percival was .544, 1967-73)...owns three additional Bear records—long FG, 55 yards; top one-year percentage .772, 17 of 22 in '78; and consecutive FGs without a miss, 10 (Percival tie)...48-yard FG vs Packers in '75 is

2nd longest by Bear in Soldier Field...4th leading scorer in Bear history with 451 points (George Blanda 541, Payton 474, Percival 456)...needs 8 FGs to break Percival's club record 99 made...72.2% accuracy in 1980 is second best ever by a Bear behind his 77.2% in 1978...his kicks have been the winning margin in 14 games...got game ball 11/11/79 from (27-24) win over LA for 38-, 35-yard FGs...converted first 15 successive kicks in '78 before missing PAT vs Raiders...was devastating in that season's first 10 weeks connecting on 15 of 16 FGAs—the miss coming after a bad snap...won PFW Golden Toe Award for 9/10/78 3 FGs to beat SF...UPI honorable mention all-NFL '78...led Bear scoring '80, '78 & '75...booted one of the most important FGs (28 yards) in Club history with 9 seconds left in OT at NY to put Bears in '77 playoffs...accuracy on kickoff placement key to Bears defense against KO returns...awarded to Bears via waivers from Los Angeles 2/6/75 after failing to make '74 Rams on last cut...15th round LA draft choice in '74...rightfooted, soccer style kicker...increased leg strength from 165 to 400 pounds since joining Bears.

**COLLEGIATE:** Academic all-America at Notre Dame...set Irish records for consecutive PATs (62), field goals (9 of 18), and kicking points (70) in 1973...scored NDs last three points against Alabama in '73 Sugar Bowl giving Irish national championship 24-23...scored 161 career points on 98 of 101 PATs, 21-35 FGs.

**PERSONAL:** Given name Robert Randall Thomas...married (Margaret Mary), one son, Brendan...graduated Loyola law school...passed Illinois Bar 10/2/81...works for law firm of Bochte and Kuzniar & Thomas in suburban St. Charles, IL...member championship football, soccer teams (center forward) at Rochester McQuaid Jesuit High...captained soccer team...all-league both sports...had 47-yard FG in high school...has donated time to Portes Cancer Prevention Center, Spina Bifida, MDS "Love Run", MS Committee...has BA in government.

## Thomas' Pro Stats

	Pts.	FGs	1-19	20-29	30-39	40-49	50 +	PATs	Games
1982 Bears	21	5-7	1-1	0-0	1-2	3-3	0-1	6-6	2
1981 Bears	8	2-2	0-0	1-2	1-1	0-0	0-0	2-2	2
a 1980 Bears	74	13-18	1-1	5-5	4-8	3-4	0-0	35-37	16
b 1979 Bears	82	16-27	1-1	4-7	9-11	2-7	0-1	34-37	16
c 1978 Bears	77	17-22	0-0	7-7	9-11	1-4	0-0	26-28	16
d 1977 Bears	69	14-27	0-0	6-9	6-10	2-6	0-2	27-30	14
e 1976 Bears	63	12-25	0-0	3-3	4-6	5-11	0-5	27-30	14
f 1975 Bears	57	13-23	0-0	3-7	5-6	4-7	1-3	18-22	14
Bear Career	451	92-152	3-3	29-40	39-55	20-42	1-12	175-193	94
1982 Lions	18	5-5	0-0	0-0	3-3	2-2	0-0	3-3	2

a—Includes 2 blocked PATs. b—Includes 3 blocked PATs, 1 FG att 44. c—Includes 1 blocked PAT, 2 FG atts 39, 39. d—Includes 3 blocked PATs. e—Includes 1 blocked PAT. f—Includes 2 blocked PATs, 4 FG atts: 43, 20, 27, 27.

Longest Field Goal: 55, at Los Angeles 11/23/75 (club record).

Most Points: 15, vs Redskins 10/3/76.

Most Field Goals: 4 (of 4) vs Redskins 10/3/76.

Most FG Attempts: 5 (made 3), at Green Bay 12/9/79.

Consecutive PAT String: 22, 9/16/79-11/18/79.

Consecutive FG String: 10, 12/18/77-10/1/78 (ties club record).

Most PAT Attempts: 9 (made 7), vs Green Bay 12/7/80 (club record).



**33**

**1982, FA**

**5-11, 220**

**PROFESSIONAL:** Played in 6 of last 7 games...did not play vs Vikings 11/28/82 and vs Saints 9/19/82...on inactive list vs Lions 9/12/82...had 7 receptions for 65 yards in preseason...signed with Bears as free agent 5/21/82.

**COLLEGIATE:** Four-year letterman...played in Blue-Gray game.

**PERSONAL:** Given name Calvin Lewis Thomas...all-state at St. Louis McKinley High...hobbies include basketball, music...four-year letterman in track...sociology and history major.

**RB**

**CALVIN THOMAS**

**Illinois**

**Born: 1/7/60, St. Louis, MO**

**Rushing**  
1982 Bears

No.	Yds.	Avg.	TD	Receiving	Yds.	Avg.	TD	Gms/Sts
5	4	0.8	0	0	0	0.0	0	6/0

**78**

**1981, D-1**

**6-6½, 265**

**PROFESSIONAL:** Started all 9 games at RT in '82...named to PFWA, UPI, Football Digest, all-rookie teams...started last 12 games at RT...started first 3 preseason games at LT...11th player selected, 1st lineman.

**COLLEGIATE:** 1980 Outland Trophy runner-up (to Pitt's Mark May)...consensus All-America senior year...Academic All-Pac 10 last two seasons...came to USC in '76...redshirted freshman year after suffering foot injury...starting strongside tackle last three years...played in Hula Bowl with fellow Bear draftees Mike Singletary, Ken Margerum...Trojans 39-7-2 during his four seasons.

**PERSONAL:** Given name Keith (NMI) Van Horne...two-year all-conference tight

end-defensive lineman at Fullerton (CA) High (former President Nixon's school)...center on cage squad...5'9" in shot put...would like to be a disc jockey...has done radio work in college...played lead in play "Bar None"...credits father (John) and brother (Peter, signed by Cubs '77 as CF, 1B) for much of his success in sports...arrived at USC a 230-pound tight end...added 35 pounds with weight training...favorite book: "Fear and Loathing in Las Vegas" by Hunter Thompson...parents live in suburban Clarendon Hills (IL)...broadcast major...has BA degree in broadcast journalism.

### Van Horne's Pro Stats

Total Games 23: Bears 1981 (14), Bears 1982 (9)  
Total Starts 21: Bears 1981 (12), Bears 1982 (9)  
1982: Recovered one fumble and made one tackle.



75

1982, D-7

6-5½, 270

**PROFESSIONAL:** Started for injured Al Harris at DRE vs Saints 9/19/82 and vs Cardinals 12/19/82...played in all 9 games in '82...177th player in the draft.

**COLLEGIATE:** Two-year stats show 119 total tackles, 77 solo...coaches' defensive player of the game in 31-7 defeat of Iowa State with 5 solo tackles and interception to set up TD...redshirted in '79...all-America at Waldorf Junior College.

**PERSONAL:** Given name Henry Carl Waechter...all-conference defensive tackle-tight end at Western Dubuque (IA) High...business education major.

DE

**HENRY WAECHTER**

Nebraska

Born: 2/13/59, Dubuque, IA

### Waechter's Pro Stats

1982 Bears

Int/Yds	Tkls/ Solo	Fum. Rec.	Pass Def.	Force Fum.	Sack/ Yards	Games/ Starts
0/0	15/10	0	0	0	0/0	9/2



23

1977, FA

5-11, 190

**PROFESSIONAL:** Started last 8 games of '82 at free safety...fourth on Club in tackles with 62 in '82...started first 4 games of '81...suffered thigh bruise vs Rams 9/28/81...had right knee strained ligament vs Redskins 10/11/81...arthroscope surgery on 10/14/81 showed no cartilage damage...placed on injured reserve 11/12/81...in first 3 starts in '81, had 32 total tackles, 21 solos...led '80 Bears with 4 interceptions...has made 15 career starts @ free safety, 1 @ strong...had start at each in 1980 responding with 15 tackles & an interception at FS @ Cleveland, 8 tackles & fumble recovery that set up TD as SS @ Tampa Bay...got game ball from 61-7 win over Packers 12/7/80 for 36-yd interception return for TD...missed

Pittsburgh defeat with knee strain...in 2 1979 starts made 19 tackles, caused fumble, broke up 1 pass...had key interception at Buffalo 10/7/79...owns 5 sacks off safety blitz...notched first career interception off Steve Bartkowski 11/19/78 preserving 13-7 Bear win to snap 8-game losing streak...was seventh among NFC KOR men in '79 with 22.5 average...had 30.5 average in '78 on 11 returns but needed 16 to qualify for title...set up TD in 9/25/78 loss to Vikings with blocked punt...after being passed over in collegiate draft, went to free agent camp and was recommended to Bears by Sid Gillman...signed twice by Bears as free agent: 5/10/77, waived 8/31/77, signed 9/13/77.

**COLLEGIATE:** Two-time MVP at Southern Utah State as cornerback-wide receiver...earned 4 football, 2 track letters there...1976 Rocky Mountain Conference MVP...set SUS record for punt return average (15.3)...longest reception (94), longest kickoff return (95)...caught 44 passes for 747 yards, 7 TDs...had 36.5 punting average.

**PERSONAL:** Given name Leonard Ray Walterscheid (pron: walter-SHled)...married (Korine), one son (Justin)...prepped at Grand County High in Moab, UT...resides in suburban Libertyville during offseason...lost parts of fingers on left hand working as oil well roughneck in '75...father is oilfield trucker...member National Ski Patrol...has worked as fire fighter for U.S. Forest Service...participated in Ford PP&K competition...has B.S. in physical education.

**LENNY WALTERSCHEID**

Southern Utah State

Born: 9/13/54, Gainesville, TX

## Walterscheid's Pro Stats

Interceptions	No.	Yds.	Avg.	TD	Tkls/Solo	Fum. Rec.	Pass Def.	Force Fum.	Blk. Kick	Sack -Yds.
1982 Bears	0	0	0.0	0	62/45	0	5	0	0	0/0
1981 Bears	1	0	0.0	0	40/31	2	1	1	0	1/15
1980 Bears	4	84	21.0	1	71/53	1	1	2	0	1/15
1979 Bears	1	15	15.0	0	57/44	1	3	2	0	4/28
1978 Bears	1	0	0.0	0	39/31	1	2	1	1	0/0
1977 Bears	0	0	0.0	0	23/16	0	0	0	0	0/0
Career	7	99	14.1	1	230/175	5	7	6	1	6/58

Kickoff Returns	No.	Yds.	Avg.	TD	Punt Returns	Yds.	Avg.	TD	Gms/Sts
1982 Bears	0	0	0.0	0	0	0	0.0	0	9/8
1981 Bears	0	0	0.0	0	1	6	6.0	0	6/4
1980 Bears	1	12	12.0	0	33	239	7.2	0	15/2
1979 Bears	19	427	22.5	0	14	96	6.9	0	16/2
1978 Bears	11	335	30.5	0	3	24	8.0	0	14/0
1977 Bears	3	59	19.7	0	6	59	9.8	0	14/0
Career	34	833	24.5	0	57	424	7.4	0	74/16

Long Punt Return: 25 at Detroit 11/27/80 (2-25).

Most Punt Returns: 5 vs Packers 9/2/79 (5-34).

Long KOR: 81 vs Raiders 10/1/78 (2-114).

Most KORs: 4 twice.

Most Solos: 12 at Cleveland 11/3/80.

Most Sacks: 2 at Green Bay 12/9/79.



**80**

**1979, D-2**

**6-1, 203**

**WR**

**RICKEY WATTS**

**Tulsa**

**Born: 5/16/57, Longview, TX**

**PROFESSIONAL:** Tied for sixth among NFL kickoff returners with 27.1 average in '82...17th on Bear career receiving yardage list with 1,411...23rd on Bear career kickoff return list with 21.8 average...started 9 games; played in 12 in '81...had hamstring pull vs Rams 9/28/81...pulled another left leg muscle 10/15/81...in last 2 preseason games, had 10 receptions for 229 yards, 3 TDs...retired, then reported 7/30/81...owns longest TD reception at Soldier Field since Bears moved there for '71 season with 89-yard catch from Vince Evans 9/21/80...has made 5 receptions of 48 or more yards...hampered much of 1980 season with dislocated finger, ankle problems...ankle woes shelved Bear plan to make him return

man...made 8 catches in last 3 games...started twice as flanker in '80 after 6 split end starts to finish rookie season...all 24 receptions as rookie in those final 6...received game ball from 61-7 win over Packers 12/7/80 for catches of 52 & 53 yards...147 yards on 6 catches in first start vs Rams are most by a Bear since Dick Gordon's 158 on 5 11/15/70 vs Packers...excellent blocker to go with :04.6 speed...third Chicago pick in '79 draft behind Dan Hampton, Al Harris.

**COLLEGIATE:** Tulsa's leading receiver in final 2 seasons with 74 catches for 1,373 yards (18.6 average). 6 TDs...was tailback until late in junior season...led Hurricane rushers in '76 & '77 with 234 carries, 1,166 yards (5.0 average) and 14 TDs...four-time letterman...never missed a collegiate game...was Tulsa MVP '77 & '78...received Tulsa President's Award...also performed on Hurricane basketball, track squads.

**PERSONAL:** Given name Rickey Ricardo Watts (named after TV character)...has 3 brothers, 6 sisters...played bass & 6-string guitar in Tulsa jazz band...favorite book: Bible...all-sports star at Longview (TX) High...also sang in choir...member Fellowship of Christian Athletes...aspires to a career in sports camera work...devotes time to physically and mentally retarded...would like to earn master's degree in telecommunications...has BA in physical education.

## Watts' Pro Stats

Receiving	No.	Yds.	Avg.	TD	Rushing	Yds.	Avg.	TD	Gms/Sts
1982 Bears	8	217	27.1	0	1	-1	-1.0	0	9/0
1981 Bears	27	465	17.2	3	0	0	0.0	0	12/9
1980 Bears	22	444	20.2	2	1	-16	-16.0	0	15/2
1979 Bears	24	421	17.5	3	1	-6	-6.0	0	16/6
Career	81	1411	17.4	8	3	-23	-7.7	0	52/17

Kickoff Returns	No.	Yds.	Avg.	TD	Punt Returns	Yds.	Avg.	TD
1982 Bears	14	330	23.6	0	0	0	0.0	0
1981 Bears	0	0	0.0	0	0	0	0.0	0
1980 Bears	1	12	12.0	0	2	20	10.0	0
1979 Bears	14	289	20.6	1	0	0	0.0	0
Career	29	631	21.8	1	2	20	10.0	0

Long Catch: 89t vs Vikings 9/21/80 from Vince Evans (2-104).

Most Yards: 147 vs Rams 11/11/79 (6-147).

Most Caught: 6 twice.

Long KOR: 83t vs Cardinals 12/16/79 (1-83).

Most KORs: 6, at Los Angeles Rams 12/26/82 (6-164).

Most Yards KORs: 164, at Los Angeles Rams 12/26/82 (6-164).

Combined Yards: 204 at Los Angeles Rams 12/26/82 (Rec. 40, KOR 164).


#### 100-YARD GAMES

1) 147 (6) at Rams 11/11/79.

2) 126 (4) vs Packers 12/7/80.

3) 104 (2) vs Vikings 9/21/80.

4) 103 (6) vs Cardinals 12/16/79.



**88**

**1981, FA**

**6-4, 226**

**TE**

**BROOKS WILLIAMS**

**North Carolina**

**Born: 12/7/54, Baltimore, MD**

**PROFESSIONAL:** Played in all 9 games in '82, mostly on special teams...had 3 receptions for 32 yards in '82 preseason...played in last 5 games in '81...signed with Bears as free agent 11/12/81 to replace Lenny Walterscheid...waived by New Orleans 11/2/81...played in 7 of first 9 games with Saints in '81...had 5 receptions for 50 yards in backup role...started 7 '80 games but spent last 4 on injured reserve list with knee injury (ligament strain)...had top pro game with 6 catches for 89 yards vs Bills 9/21/80...eighth round draft choice of New Orleans in 1978.

**COLLEGIATE:** Leading receiver in 1977 with 19 receptions for 218 yards, 2 TDs...three-year all-ACC academic team...played in Peach, Liberty and Can-Am

Bowls.

**PERSONAL:** Given name Kim Brooks Williams...prepped at Virginia Beach (VA) Cox High...lives in Virginia Beach, VA during offseason and sells real estate...has BS in business administration.

#### Williams' Pro Stats

Receiving	No.	Yds.	Avg.	TD	Gms/Sts
1982 Bears	0	0	0.0	0	0/0
1981 Bears	3	32	10.7	0	5/0
1981 Saints	5	50	10.0	0	7/0
1980 Saints	26	351	13.5	2	12/7
1979 Saints	2	22	11.0	0	16/0
1978 Saints	0	0	0.0	0	16/0
Totals	36	455	12.6	2	56/7

Additional: 2 KORs, 12 yards, 1979; 1 KOR 35 yards, 1981.



**43**

**1982, FA**

**6-1, 185**

**CB**

**WALT WILLIAMS**

**New Mexico State**

**Born: 7/10/56, Port Arthur, TX**

**PROFESSIONAL:** Did not play vs Buccaneers 1/2/83...played in four previous games, mostly as nickel back...signed with Bears as free agent 11/30/82...waived by Minnesota Vikings 9/13/82 to make room for WR Sam McCullum...signed with Vikings as free agent 8/26/81...waived by Detroit Lions 8/19/81...on injured reserve with shoulder injury 12/7/79...2nd round draft choice of Lions in '77...42nd player selected.

**COLLEGIATE:** Played in Senior Bowl Blue-Gray, East-West games...had 109 solo tackles and 80 assists in two seasons...transferred from Ashland College after sophomore year.

**PERSONAL:** Given name Walt (NMI) Williams...prepped at Bedford Hills (NY) Hillcrest Center High...one of 12 children...offseason home: Las Cruces, NM...interested in real estate development...has BA degree in finance.

### Williams' Pro Stats

Interceptions	No.	Yds.	TD	Tkls/ Solo	Fum. Rec.	Pass Def.	Force Fum.	Blk. Kick	Sack -Yds.	Games/ Starts
1982 Bears	0	0	0	2/2	0	0	0	0	0/0	4/0
1982 Vikings	0	0	0	0/0	0	0	0	0	0/0	1/0
1981 Vikings	0	0	0	34/28	0	0	1	0	0/0	16/5
1980 Lions	1	19	1	-/31	1	0	0	0	0/0	16/8
1979 Lions	2	39	0	-/-	-	-	-	-	-/-	12/7
1978 Lions	1	2	0	-/-	-	-	-	-	-/-	15/11
1977 Lions	0	0	0	-/-	-	-	-	-	-/-	14/6
Career	4	60	1	-/-	-	-	-	-	-/-	78/37



55

1980, D-1

6-2, 222

LB

OTIS WILSON

Louisville

Born: 9/15/57, New York, NY

**PROFESSIONAL:** Had 39-yard interception return for TD vs Buccaneers 1/2/83...started all 9 games at LLB in '82...second on squad in tackles with 81 in '81...started 12 games...hobbled with turf toe in last 3 games...injured left ankle at Tampa 11/1/81...blocked PAT vs Packers 9/6/81...started all 4 preseason games at LLB...had pair of sacks, pair of thefts in rookie season...got lone start in place of injured Jerry Muckensturm at LLB for 1980 finale responding with 7 solo tackles, interception, pass deflection...make it happen type player...made first career intercept off Archie Manning 9/14, first sack on Gary Danielson 10/19...aggressive specialty team player also...started playing regularly on Bear 46 (5-1-5) defense as only linebacker...first linebacker, 19th player selected in '80 draft.

**COLLEGIATE:** Made 175 tackles as senior...broke 2 of Doug Buffone's records for tackles...co-captain...defensive most valuable in '77 Independence Bowl...NEA, Sporting News all-America...ranks second on career tackles list to Buffone (485 to 495) ahead of Broncos' Tom Jackson...76 transfer from Syracuse where he led varsity in tackles/named team defensive most valuable as frosh...10 career interceptions for 95 yards, 8 career recovered fumbles...aggressive player even in practice...4.7 40...Red Rage played 5-2 defensive...made 25 tackles vs Cincinnati in '79...led major college LBs with 6 interceptions in '77...played in East-West, Senior Bowls.

**PERSONAL:** Given name Otis Ray Wilson...nickname Big O, the Stick...married (Kyle), one son, one daughter...prepped at Brooklyn Thomas Jefferson High...two-time all-City and all-State selection...grew up in Brownsville neighborhood which produced John Brockington, basketball pro Lloyd Free, WBA champ Eddie Gregory...mother (Maxine) works at Brownsville Community Center...first team prep all-America as senior when Moe Finkelstein's team played for the State title...hobbies include hunting...lacks 6 hours for BS in communications.


### Wilson's Pro Stats

Interceptions	No.	Yds.	TD	Tkls/Solo	Fum. Rec.	Pass Def.	Force Fum.	Blk. Kick	Sack -Yds.	Games/ Starts
1982 Bears	2	39	1	40/31	0	1	0	0	2/9	9/9
1981 Bears	0	0	0	81/65	3	3	2	1	0/0	15/12
1980 Bears	2	4	0	15/13	0	1	0	0	2/18	16/1
Career	4	43	1	136/109	3	5	2	1	4/27	31/22

Most Tackles: 10, twice, last vs Lions 11/22/81.

Most Solos: 8, twice, last vs Lions 11/22/81.

Long Fum. Ret: 31 vs Rams 9/28/81.





## 1983 NEWCOMER BIOGRAPHIES

### MARK BORTZ

DT 6-5 267

Iowa

Joined Bears: 1983, 8b

Born: 2/12/61, Pardeeville, WI

Professional: 219th player in the draft.

**Collegiate:** Defensive co-captain...played in East-West Shrine Game...career stats show 231 total tackles, 126 solo; one forced fumble; six recovered fumbles; eight passes deflected; one blocked kick...all-America.

**Personal:** Given name Mark Steven Bortz...all-state in football and basketball, conference champion and school record holder for shot put and discus at Pardeeville (WI) High...history major.

### JIM COVERT

T 6-4 271

Pittsburgh

Joined Bears: 1983, D-1a

Born: 3/22/60, Conway, PA

Professional: 6th player in the draft, 2nd tackle.

**Collegiate:** Two-year all-America...Lombardi Trophy semi-finalist...gave up three sacks in three years, none as senior...Panthers averaged 34 passes per game...graded 96% on run blocking in '82...dedicated weight lifter...fifth-year senior...redshirted in '79 after early shoulder injury required surgery...saw action in goalline and short yardage situations as freshman DT/MG...played in Senior and Hula Bowls.

**Personal:** Given name James Paul Covert...all-state at Freedom (PA) High...recruited by 70 colleges...three-year letterman in football, wrestling...captained both...pinned all but one of his opponents as senior...enjoys jazz, Hemingway...English major.

### RICHARD DENT

DE 6-2 240

Tennessee State

Joined Bears: 1983, D-8a

Born: 12/13/60, Atlanta, GA

Professional: 203rd player in the draft.

**Collegiate:** Three-year starter...set school record with 39 career sacks...career stats show 158 total tackles, 72 solo; six fumble recoveries.

**Personal:** Given name Richard Lamar Dent...all-state at Atlanta Murphy High...hobbies include racquetball, tennis, swimming, horseback riding...commercial arts major.

### SEL DRAIN

S 5-11 179

Ball State

Joined Bears: 1983, FA

Born: 9/23/61, East St. Louis, IL

Professional: Signed with Bears as free agent 5/12/83.

**Collegiate:** All-Mid-America Conference...four-year starter...career stats show 307 total tackles, 149 solo; 3 fumble recoveries; 4 forced fumbles; 27 deflected passes; 7 interceptions, 131 yards; 1 sack; 16 punt returns, 152 yards, 9.5 average, 1 touchdown.

**Personal:** Given name Selwyn Lamont Drain...all-state at Lima (OH) Elida High...qualified for state wrestling tournament...conference high hurdle champion...computer science major.

BORTZ

COVERT

DENT

DRAIN



**DUERSON****DUNSMORE****FADA****FINZER****DAVE DUERSON****CB 6-0 202****Notre Dame****Joined Bears: 1983, D-3****Born: 11/28/60, Muncie, IN****Professional:** 64th player in the draft.

**Collegiate:** Four-year starter...set school record with 256 career interceptions yards (12)...21.3-yard career interception return average ranks 4th on all-time ND list...set school record with 103 punt returns for 2nd-best 869 yards...captain, most valuable player in '82...career stats show 176 tackles, 16 passes deflected, 3 fumble recoveries...played in Hula Bowl...all-America.

**Personal:** Given name David Russell Duerson...all-America at Muncie (IN) Northside High...earned 10 letters (3 football, basketball, 4 baseball)...plays all brass instruments...toured 38 countries in 34 days with U.S. Ambassador Band in Summer of '75...National Honor Society member...spent summer of '81 as a law clerk in Miami, FL...spent summer of '82 in Indiana Senator Richard Lugar's Washington D.C. office...economics major.

**PAT DUNSMORE****TE 6-2 230****Drake****Joined Bears: 1983, D-4b****Born: 10/2/57, Duluth, MN****Professional:** 107th player in the draft.

**Collegiate:** All-America...switched from wide receiver to tight end...Bulldogs' third leading career receiver with 128 receptions for 1771 yards, 7 touchdowns.

**Personal:** Given name Patrick Neil Dunsmore...all-conference in football and all-area in basketball at Ankeny (IA) High.

**ROB FADA****G 6-2 258****Pittsburgh****Joined Bears: 1983, D-9a****Born: 5/7/61, Fairborn, OH****Professional:** 230th player in the draft.

**Collegiate:** Academic all-America...played in Senior Bowl...three-year starter at left guard...started two of those years with Bears' number one draft choice Jim Covert.

**Personal:** Given name Robert Alan Fada...three-year letterman in football and two-year letterman in track at Parks Hill High...hobbies include weight lifting and racquetball...pre-med major.

**DAVE FINZER****P/K 6-0 195****DePauw****Joined Bears: 1983, FA****Born: 2/3/59, Chicago, IL**

**Professional:** Signed with Bears as a free agent 4/7/83...waived by Dallas Cowboys 8/24/82 after signing as a free agent.

**Collegiate:** Started college career at Illinois...finished at DePauw University...set DePauw records with 36 straight extra points and a 52-yard field goal...52 punts for 40.6 average senior year.

**Personal:** Given name David Finzer...prepped at Loyola (IL) Academy.

**ANDY FREDERICK** T 6-6 265 New Mexico  
Joined Bears: 1983, T-Browns Born: 7/25/54, Oak Park, IL

**Professional:** Acquired by Bears in trade with Cleveland Browns 4/28/83 for past considerations (Gerry Sullivan)...played seven games for Browns in '82 after being claimed on waivers from Dallas Cowboys 9/8/82...resigned by Cowboys 8/31/79 after being waived 8/21/79...5th round draft choice of Cowboys in '77.

**Collegiate:** Defensive tackle...played in East-West Shrine Game.

**Personal:** Given name Andrew Brian Frederick...married (Danita)...prepped at Westchester (IL) St. Joseph High...hobbies include golf, singing dalmatian.

**WILLIE GAULT** WR 6-0 178 Tennessee  
Joined Bears: 1983, D-1b Born: 9/5/60, Griffin, GA

**Professional:** 18th player in the draft, 1st wide receiver.

**Collegiate:** Set SEC mark with 5 career kickoff returns for touchdowns, one shy of NCAA record holder Anthony Davis...as senior led SEC in kickoff returns with 23.9 average (23-549)...finished 2nd in SEC and 18th nationally in combined yards with 124.2 yards per game...ranked 3rd in SEC and 21st nationally while leading Vols with 5.5 receptions per game...had 50 receptions for 668 yards and four touchdowns...13.6 in 110-meter high hurdles was second-best in world in '82...'83 NCAA Indoor champion in 60-yard dash and 60-yard high hurdles...finished 2nd in '82 NCAA Outdoors in 100-meter dash and 110 high hurdles...made 1980 U.S. Olympic team as a sprinter.

**Personal:** Given name Willie James Gault...prepped at Griffin (GA) High...track team won state championship in three of his four years...marketing major.

**BRIAN GLASGOW** TE 6-4 230 Northern Illinois  
Joined Bears: 1983, FA Born: 6/9/61, Burlington, IA

**Professional:** Signed with Bears as free agent 5/4/83.

**Collegiate:** Honorable mention all-America...1st team all-mid America Conference...most improved senior...four-year letterman.

**Personal:** Given name Brian Gene Glasgow...prepped at Blue Island (IL) Eisenhower High...industrial technology major.

**RICK HANSEN** QB 6-1 205 San Diego State  
Joined Bears: 1983, FA Born: 2/10/60, Seattle, WA

**Professional:** Signed with Bears as free agent 5/4/83.

**Collegiate:** Four-year letterman...redshirted in '78...captain as senior...senior stats show 108 completions, 203 attempts, 1279 yards, 10 touchdowns.

**Personal:** Given name Frederick Paul Hansen...prepped at Escondido (CA) San Pasqual High...involved in Campus Crusade for Christ...has B.A. degree in physical education.

FREDERICK

GAULT

GLASGOW

HANSEN





HUTCHISON



JANATA



JONES



KIMBLE

**ANTHONY HUTCHISON**  
**Joined Bears: 1983, D-10**

**RB 5-10 180** **Texas Tech**  
**Born: 2/4/61, Houston, TX**

**Professional:** 256th player in the draft.

**Collegiate:** All-Southwest Conference...set conference record with 43 carries (175 yards) versus TCU...had 39 carries for 206 yards versus SMU while Dickerson had 21 carries for 115 yards...career stats show 204 carries, 1756 yards, 4.4 average, 14 touchdowns; 38 receptions, 186 yards.

**Personal:** Given name Anthony LaRue Hutchison...two-year all-district high school player...district 440-yard dash champion...physical education major.

**JOHN JANATA**  
**Joined Bears: 1983, FA**

**T 6-7 255** **Illinois**  
**Born: 4/10/61, Chicago, IL**

**Professional:** Signed with Bears as free agent 5/4/83.

**Collegiate:** Four-year letterman...all-conference at Lancaster (CA) Antelope Valley Junior College...switched from defensive end to tackle.

**Personal:** Given name John Michael Janata...all-state at Las Vegas Bonanza High...history major.

**JERRY JONES** **WR 6-1 198**  
**Joined Bears: 1983, FA**

**UTEP**  
**Born: 6/29/61, Laurel, MS**

**Professional:** Signed with Bears as free agent 5/12/83.

**Collegiate:** All-star transfer from Jones County (MS) JC...two-year stats show 36 receptions, 559 yards, 15.5 average; 39 carries, 277 yards, 7.1 average, 3 touchdowns; 11 kickoff returns, 178 yards.

**Personal:** Given name Jerry Charles Jones...three-year letterman in football, track and two-year letterman in basketball at Northeast Jones High...serves in Army reserves during offseason...criminal justice major.

**DON KIMBLE** **LB 6-2 227**  
**Joined Bears: 1983, FA**

**UTEP**  
**Born: 10/31/60, Houston, TX**

**Professional:** Signed with Bears as free agent 5/12/83.

**Collegiate:** Tight end transfer from Tyler JC...played both ways (LB, TE) for two years...1982 stats show 36 tackles, 1 interception, 1 sack.

**Personal:** Given name Don Wesley Kimble...captain at Jefferson Davis High...plays bass guitar...physical education major.

**NATE LUNDY** **WR 6-1 170**  
**Joined Bears: 1983, FA**

**Indiana**  
**Born: 10/15/58, Great Lakes, IL**

**Professional:** Signed with Bears as free agent 3/16/83...waived by Denver Broncos in '82 training camp...signed with Broncos as free agent 2/12/82...waived by Dallas Cowboys 8/18/81...Cowboys' 12th-round draft choice in '81.

**Collegiate:** Three-year letterman...career stats show 37 receptions, 914 yards, 24.7 average, 5 touchdowns...set NCAA single game receiving yardage record 9/27/80 at Colorado with 5 receptions, 256 yards, 51.2 average, and touchdowns of 75, 74, and 43 yards...played in 1979 Holiday Bowl...teammate of Bears QB Tim Clifford...four-year letterman in track: high hurdles (13.8), intermediate hurdles (49.4), quarter (45.0)...three-time Big Ten champion and Indiana record-holder in intermediate hurdles.

**Personal:** Given name Nathaniel (NMI) Lundy...prepped at North Chicago (IL) High...two letters each in football and basketball, four in track (hurdles)...has B.A. degree in recreation.

**DAVE MCCARRELL QB 6-3 205**

**Joined Bears: 1983, FA**

**Wheaton**

**Born: 8/31/61, Chicago, IL**

**Professional:** Signed with Bears as free agent 4/28/83.

**Collegiate:** Division III all-America...co-most valuable player CCIW...started all 36 games in four-year career...set two CCIW, 17 school records...completed 185 of 376 for 2621 yards with 22 TDs, 20 ints. in '82.

**Personal:** Given name David Dale McCarrell...prepped at Park Ridge (IL) Maine East High...father is school-teacher at Niles North High...uncle Dan is Athletic Director/Head Basketball coach at North Park College...economics major.

**DENNIS MCKINNON**

**WR 6-2 185**

**Florida State**

**Joined Bears: 1983, FA**

**Born: 8/22/61, Quitman, GA**

**Professional:** Signed with Bears as free agent 5/4/83.

**Collegiate:** Four-year stats show 53 receptions, 888 yards, 16.8 average, 8 touchdowns; two Carries, 34 yards...Played in '79 & '80 Orange Bowls...had two receptions for 36 yards, one Touchdown and one Carry for 65 yards in '82 Gator Bowl.

**Personal:** Given name Dennis Lewis McKinnon...prepped at Miami (FL) South Main High...has B.A. degree in criminology.

**DAN PLATER**

**WR 6-1 187**

**Brigham Young**

**Joined Bears: 1983, FA**

**Born: 7/22/60, Reno, NV**

**Professional:** Signed with Bears as free agent 4/28/83...waived by Cincinnati Bengals after first regular season game in '82...claimed by Bengals on waivers from Denver Broncos after last preseason cut...4th round draft choice of Broncos in '82.

**Collegiate:** Honorable mention all-America, all-WAC...most valuable player in East-West Shrine Game...played in Senior Bowl and three successive Holiday Bowls...four-year letterman...fifth in nation with 62 receptions for 891 yards, 14.4 average, five touchdowns...career stats show 124 receptions, 1979 yards, 16.0 average, 16 touchdowns...teammate of Bears' Jim McMahon.

**Personal:** Given name Daniel H. Plater...married (Adrienne)...earned six letters (two football, one basketball, three track) at Reno High...has B.S. degree in zoology.

**LUNDY**

**MCCARRELL**

**MCKINNON**

**PLATER**





**RICHARDSON**



**RUZICH**



**MIKE RICHARDSON CB 5-11 197 Arizona State**  
**Joined Bears: 1983, D-2 Born: 5/23/61, Compton, CA**

**Professional:** 33rd player in the draft, 7th defensive back.

**Collegiate:** Four-year all-Pac 10...four-year secondary leader in tackles...two-year consensus all-America...set school record with 18 career interceptions (2 shy of Pac 10 record)...played all four secondary positions...career stats show 326 total tackles, 181 solo, 9 sacks, 7 fumble recoveries, 15 passes deflected, 18 interceptions with two touchdowns.

**Personal:** Given name Michael Calvin Richardson...all-America at Compton (CA) High...first defensive player to win California Player-of-the-Year Award...captain as senior...participated in Fiesta Bowl drug awareness program...hobbies include swimming, Mexican food, ice cream...business major.

**DAN RUZICH LB 6-2 220 Kansas State**  
**Joined Bears: 1983, FA Born: 8/25/61, Evergreen Park, IL**

**Professional:** Signed with Bears as free agent 5/12/83.

**Collegiate:** Four-year letterman...tri-captain...most courageous player 1981-82...2nd team all-Big Eight...359 career tackles was second to Gary Spani (Chiefs)...brother Mike was Wildcat tackle 1979-80.

**Personal:** Given name Daniel Michael Patrick Ruzich...honorable mention all-America at Brother Rice High...business administration major.

**JAY SALDI TE 6-3 230 South Carolina**  
**Joined Bears: 1983, T-Cowboys Born: 10/8/54, White Plains, NY**

**Professional:** Obtained by Bears in exchange for draft choice from Cowboys 5/12/83...played in 5 of last 7 regular season games last season...on inactive list for first 2 games...started five games in '81...missed final 11 games in '78 with broken right forearm...caught Roger Staubach's last touchdown pass versus Rams 12/30/79...Cowboys' special teams captain 1977-78...signed with Cowboys as free agent in '76.

**Collegiate:** Began his collegiate career as a 205-pound defensive end...switched to tight end...had 15 career receptions.

**Personal:** Given name John Jay Saldi IV...married (Brenda)...one son (Johnathon Jay)...named to New York High School All-Decade Team of the 1970s as a linebacker for White Plains High...marketing director Executive Tele-Communication Systems, Inc. in Dallas...also works as a crude oil lease purchaser for West Texas Marketing.

**Saldi's Pro Stats**

Receiving	No.	Yds.	Avg.	TD	Gms./Sts.	Most Catches: vs Buccaneers 9/21/80, 4
1982, Cowboys	1	8	8.0	0	5/0	Most Yards Rec.: vs 49ers 10/12/80, 77
1981, Cowboys	8	82	10.2	1	16/5	Long Catch: vs 49ers 1:0/12/80, 43
1980, Cowboys	25	311	12.4	1	16/0	
1979, Cowboys	14	181	12.9	1	16/0	
1978, Cowboys	3	8	2.7	2	4/0	
1977, Cowboys	11	108	9.8	2	14/0	
1976, Cowboys	1	6	6.0	0	14/0	
Career	63	704	11.2	7	85/5	

**DON STUMP** P/K 6-1 213 **McNeese (LA)**  
**Joined Bears: 1983, FA** **Born: 2/11/60, Carbondale, IL**

**Professional:** Signed with Bears as free agent 5/12/83.

**Collegiate:** Four-year all-conference...set school records for kicking points (239), career field goals (41), career extra points (113)...232 career punts, 9605 yards, 41.4 average...kicked 113 of 117 extra points, 41 of 67 field goals.

**Personal:** Given name Don Owen Stump...linebacker at Thomas Jefferson High...lives in Port Arthur, TX...engineering major.

**OLIVER WILLIAMS** WR 6-3 195 **Illinois**  
**Joined Bears: 1983, D-12** **Born: 10/17/60, Los Angeles, CA**

**Professional:** 313th player in the draft.

**Collegiate:** Honorable mention all-Big Ten...seven receptions for 84 yards including fourth-down touchdown in Liberty Bowl loss to Alabama...leading receiver in East-West Shrine Game with seven receptions for 130 yards...two-year Illini stats show 73 receptions, 1333 yards, 18.5 average, 12 touchdowns...Junior College all-America at Los Angeles Harbor Junior College.

**Personal:** Given name Oliver Lavell Williams Junior...prepped at Serra (CA) High...member of singing group "Fighting I's"...brother Dave is also an Illini wide receiver.

**GARY WORTHY** RB 6-0 195 **Wilmington (OH)**  
**Joined Bears: 1983, D-11** **Born: 4/12/60, Dayton, OH**

**Professional:** 288th player in the draft.

**Collegiate:** Three-year Division II all-America...four-year starter...only player in school's history to have his number retired (22)...played with Bears' tackle Jerry Doerger's brother Mike...career stats show 910 carries, 4233 yards, 4.7 average, 72 touchdowns; 44 receptions, 385 yards.

**Personal:** Given name Gary Lynn Worthy...prepped at Dayton Wilbur Wright High...psychology major.

**MARK ZAVAGNIN** LB 6-2 223 **Notre Dame**  
**Joined Bears: 1983, D-9b** **Born: 11/28/61, Evergreen Park, IL**

**Professional:** 235th player in the draft.

**Collegiate:** Honorable mention all-America...defensive captain in East-West Shrine Game...teammates voted him outstanding defensive player...earned John McMullan Award as top Irish scholar/athlete...career stats show 332 tackles, 10 pass deflections, 8 fumble recoveries, 7 interceptions for 68 yards.

**Personal:** Given name Mark Peter Zavagnin...all-America at state champion Chicago St. Rita High...American Studies major.

**STUMP**

**WILLIAMS**

**WORTHY**

**ZAVAGNIN**





# ASSEMBLING THE 1982 BEARS

## 56 PLAYERS INCLUDING 7 ON THE INJURED RESERVE

Season	Draft (34)	Trades (3)	Free Agents (17)
1972=2 4-9-1 Fourth in NFC Central	P Bob Parsons (5) DT Jim Osborne (7b)		
1975=8 T3rd, 4-10-0	RB Walter Payton (1) DE Mike Hartenstine (2) *G Revie Sorey (5) QB Bob Avellini (6a) *S Doug Plank (12) RB Roland Harper (17)	G Noah Jackson from Colts	C Dan Neal
1976=6 2nd, 7-7-0	T Dennis Lick (1) WR Brian Baschnagel (3) T Dan Jiggetts (6) LB Jerry Muckensturm (7)		
1977=5 T1, 9-5-0	*Ted Albrecht (1) TE Robin Earl (3) QB Vince Evans (6)		S Lenny Walterscheid LB Gary Campbell
1978=1 T3, 7-9-0			LB Bruce Herron
1979=4 T1, 10-6-0	DT Dan Hampton (1a) DE Al Harris (1b) WR Rickey Watts (2) RB Willie McClendon (3)		
1980=2 3rd, 7-9-0	LB Otis Wilson (1) RB Matt Suhey (2)		
1981=13 5th, 6-10-0	T Keith Van Horne (1) LB Mike Singletary (2) WR Ken Margerum (3) S Todd Bell (4) CB Reuben Henderson (6) S Jeff Fisher (7) *QB Tim Clifford (10)		LB Brian Cabral CB Leslie Frazier C Jay Hilgenberg TE Brooks Williams TE Emery Moorehead DT Steve McMichael
1982=15 5th, 3-6-0	QB Jim McMahon (1) RB Dennis Gentry (4) G Perry Hartnett (5a) G Kurt Becker (6) DE Henry Waechter (7) T Jerry Doerger (8)	*LB Bruce Huther from Browns *G Jeff Williams from Chargers	WR James Scott T Phil McKinnely LB Dan Rains RB Calvin Thomas CB Walt Williams #K Bob Thomas

#Bob Thomas was cut during training camp, re-signed as free agent 12/23/82.

\*Finished season on injured reserve list.

### Waivers (2)

#K Bob Thomas from Rams 1975  
CB Terry Schmidt from Saints 1976  
LB Al Chesley from Eagles 1982

# Final 1982 Statistics

## 1982 REGULAR SEASON

## SCORE BY PERIODS

### RESULTS AND ATTENDANCE (Actual)

S 12	(P)	Lions 17, Bears 10	71,337
S 19	(S)	Saints 10, Bears 0	56,600
N 21	(S)	Bears 20, Lions 17	46,783
N 28	(M)	Vikings 35, Bears 7	54,724
D 5	(S)	Bears 26, Patriots 13	36,973
D 12	(SE)	Seahawks 20, Bears 14	52,826
D 19	(S)	Cardinals 10, Bears 7	43,270
D 26	(LA)	Bears 34, Rams 26	46,502
J 2	(TB)	Buccaneers 26, Bears 23 ovt.	68,112

### TEAM STATISTICS

	BEARS	OPPONENTS
TOTAL FIRST DOWNS	153	166
Rushing	56	53
Passing	83	102
Penalty	14	11
3rd Down: Made/Att.	47/128	36/119
4th Down: Made/Att.	1/4	3/9
TOTAL NET YARDS	2493	2851
Avg. Per Game	277.0	316.8
Total Plays	571	585
Avg. Per Play	4.4	4.9
NET YARDS RUSHING	988	902
Avg. Per Game	109.8	100.2
Total Rushes	276	261
NET YARDS PASSING	1505	1949
Avg. Per Game	167.2	216.6
Tackled/Yards Lost	33/244	30/240
Gross Yards	1749	2189
Attempts/Completions	262/141	294/164
Pct. of Completions	53.8	55.8
Had Intercepted	11	13
PUNTS/AVERAGE	59/41.6	49/41.6
NET PUNTING AVG.	35.2	37.1
PENALTIES/YARDS	58/422	52/451
FUMBLES/BALL LOST	16/8	20/7
TOUCHDOWNS	16	20
Rushing	5	4
Passing	10	14
Returns	1	2

### SCORING

PLAYER	TD	TD	TD	PAT	FG	S	TP
Moorehead	0	5	0	0-0	0-0	0	30
Roveto	0	0	0	10-10	4-13	0	22
B. Thomas	0	0	0	6-6	5-7	0	21
Margerum	0	3	0	0-0	0-0	0	18
Suhey	3	0	0	0-0	0-0	0	18
Baschnagel	0	2	0	0-0	0-0	0	12
McMahon	1	0	0	0-0	0-0	0	6
Payton	1	0	0	0-0	0-0	0	6
Wilson	0	0	1	0-0	0-0	0	6
Osborne	0	0	0	0-0	0-0	1	2
BEARS TOTAL	5	10	1	16-16	9-20	1	141
Opp. Total	4	14	2	18-20	12-17	0	174

TEAMS	1	2	3	4	OT	TOTAL
BEARS	44	50	17	30	0	141
Opp. Total	37	60	30	44	3	174

### RUSHING

PLAYER	NO.	YDS.	AVG.	LG	TD
Payton	148	596	4.0	26	1
Suhey	70	206	2.9	13	3
McMahon	24	105	4.4	11	1
McClendon	17	47	2.8	13	0
Gentry	4	21	5.3	9	0
Harper	3	7	2.3	8	0
C. Thomas	5	4	0.8	3	0
Moorehead	2	3	1.5	6	0
Evans	2	0	0.0	6	0
Watts	1	-1	-1.0	-1	0
BEARS TOTAL	276	988	3.6	26	5
Opp. Total	261	902	3.5	47	4

### RECEIVING

PLAYER	NO.	YDS.	AVG.	LG	TD
Moorehead	30	363	12.1	50	5
Suhey	36	333	9.3	45	0
Payton	32	311	9.7	40	0
Watts	8	217	27.1	40	0
Margerum	14	207	14.8	28	3
Baschnagel	12	194	16.2	39	2
Earl	4	56	14.0	18	0
Scott	2	44	22.0	27	0
Gentry	1	9	9.0	9	0
Harper	1	8	8.0	8	0
McClendon	1	7	7.0	7	0
BEARS TOTAL	141	1749	12.4	50	10
Opp. Total	164	2189	13.3	65	14

### INTERCEPTIONS

PLAYER	NO.	YDS.	AVG.	LG	TD
Schmidt	4	39	9.8	29	0
Fisher	3	19	6.3	19	0
Wilson	2	39	19.5	39	1
Fencik	2	2	1.0	2	0
Frazier	2	0	0.0	0	0
BEARS TOTAL	13	99	7.6	39	1
Opp. Total	11	195	17.7	99	2

### PUNTING

PLAYER	NO.	YDS.	AVG.	TB	IN 20	LG	BLK.
Parsons	58	2394	41.3	3	9	81	0
McMahon	1	59	59.0	0	0	59	0
BEARS TOTAL	59	2453	41.6	3	9	81	0
Opp. Total	49	2038	41.6	4	7	60	0

### PUNT RETURNS

PLAYER	NO.	FC	YDS.	AVG.	LGTD
Fisher	9	6	65	7.2	17
Gentry	15	5	77	5.1	16
BEARS TOTAL	24	11	142	5.9	17
Opp. Total	34	7	314	9.2	37

## PLACE KICKING

FIELD GOALS	1-19	20-29	30-39	40-49	50+	TOTAL
Roveto	1-1	0-0	0-4	2-4	1-4	4-13
B. Thomas	1-1	0-0	1-2	3-3	0-1	5-7
BEARS TOTAL	2-2	0-0	1-6	5-7	1-5	9-20
Opp. Total	0-0	2-3	7-10	3-4	0-0	12-17

**FGs Made & Missed:** Roveto (42) (52) (51,42,37,18)  
 (34) (53,43) (50) (43,33b,38) Thomas (41,31,35)  
 (43,19,40,58)

## KICKOFF RETURNS

PLAYER	NO.	YDS.	AVG.	LG	TD
Watts	14	330	23.6	36	0
Gentry	9	161	17.9	23	0
Fisher	7	102	14.6	20	0
Bell	1	14	14.0	14	0
Harper	2	10	5.0	10	0
Muckensturm	1	5	5.0	5	0
BEARS TOTAL	34	622	18.3	36	0
Opp. Total	30	537	17.9	32	0

## PASSING

PLAYER	ATT.	COMP.	YARDS	PCT.	AVG./ATT.	TD	PCT.TD	INT.	PCT.INT.	LG	LOST/ATT.	RATING
McMahon	210	120	1501	57.1	7.15	9	4.3	7	3.3	50	27/196	80.1
Avellini	20	8	84	40.0	4.20	0	0.0	0	0.0	21	4/31	52.9
Evans	28	12	125	42.9	4.46	0	0.0	4	14.3	19	2/17	16.8
Payton	3	1	39	33.3	13.00	1	33.3	0	0.0	39	0/0	122.0
Baschnagel	1	0	0	00.0	00.00	0	00.0	0	0.0	00	0/0	39.6
BEARS TOTAL	262	141	1749	53.8	6.68	10	3.8	11	4.2	50	33/244	69.9
Opp. Total	294	164	2189	55.8	7.45	14	4.8	13	4.4	65	30/240	77.3

## UNOFFICIAL DEFENSIVE STATISTICS

PLAYER	TOTAL	SOLO	ASST.	FUM. REC.	PASS DEF.	FORCE FUM.	BLOCK KICK	SACK- YARDS
Fencik	82	52	30	0	5	0	0	0/0
Hampton	71	62	9	0	0	1	1	7/57
Singletary	71	61	10	1	2	1	0	1/9
Walterscheid	62	45	17	0	5	0	0	0/0
Wilson	40	31	9	0	1	0	0	2/9
Campbell	36	24	12	2	5	1	0	1/7
Frazier	31	28	3	1	12	1	0	1/7
Osborne	31	27	4	0	2	1	1	5/44½
Schmidt	30	24	6	0	10	0	0	0/0
Fisher	29	23	6	0	2	0	0	0/0
Harris	27	23	4	0	1	0	0	2½/19½
Hartenstine	24	21	3	0	1	0	0	4½/38
McMichael	18	17	1	1	0	0	0	4/36
Waechter	15	10	5	0	0	0	0	0/0
Bell	13	12	1	0	4	1	0	1/9
Henderson	13	11	2	0	5	0	0	0/0
Herron	5	5	0	0	0	1	0	1/4
Margerum	3	3	0	0	0	1	0	0/0
Chesley	2	2	0	0	0	1	0	0/0
W. Williams	2	2	0	0	0	0	0	0/0
Moorehead	1	1	0	0	0	0	0	0/0
Neal	1	1	0	0	0	0	0	0/0
Van Horne	1	1	0	1	0	0	0	0/0
Cabral	1	0	1	0	0	0	0	0/0
Harper	0	0	0	1	0	0	0	0/0
Hilgenberg	0	0	0	1	0	0	0	0/0
Suhey	0	0	0	1	0	0	0	0/0
Watts	0	0	0	1	0	0	0	0/0
McClendon	0	0	0	0	0	2	0	0/0
Parsons	0	0	0	0	0	1	0	0/0

# 1982 AT A GLANCE

## GAME ONE @ Detroit

### Lions 17, Bears 10

9/12/82: Tix Dist. 72,738; Actual 71,337

CHICAGO	0	7	0	3	—	10
DETROIT	7	3	0	7	—	17

LIONS — David Hill 5-yd pass from Eric Hipple (Bob Thomas kick) 14:52 elapsed, 10 plays/44 yards.  
 BEARS — Matt Suhey 2-yd run (John Roveto kick) 8:32 elapsed, 5 plays/51 yards. LIONS — Thomas 38-yard FG 14:56 elapsed, 3 plays/minus 10 yards.  
 DETROIT — Billy Sims 3-yd run (Thomas kick) 6:23 elapsed, 7 plays/49 yards. BEARS — Roveto 42-yard FG 11:09 elapsed, 11 plays/43 yards.

Team Statistics	Lions	Bears
First Downs	14	14
Total Net Yards	212	154
Rushes/Net Yards	32/67	26/50
Net Passing	145	104
Pass Attempts/Completions	28/13	26/12
Had Intercepted	1	0
Punts/Average	7/42.6	7/42.3
Return Yardage	111	78
Penalties/Yards	8/93	10/59
Fumbles/Lost	2/0	2/1
Possession Time	30:12	29:48

### RUSHING

BEARS — Walter Payton 14-26; Suhey 9-22; Willie McClendon 1-2; Vince Evans 2-0.  
 LIONS — Sims 13-33; Dexter Bussey 11-14; Gary Danielson 5-10; Hipple 1-8; Horace King 2-2.

### RECEIVING

BEARS — Emery Moorehead 4-43; Ken Margerum 2-26; Payton 2-23; Robin Earl 2-20; James Scott 1-17; Brian Baschnagel 1-11.  
 LIONS — Hill 5-55; Sims 3-25; Leonard Thompson 2-29; Garry Cobb 1-25; Tracy Porter 1-23; King 1-11.

### PASSING

BEARS — Evans 7 of 15 for 89, 0 TD, 0 int.; Avellini 5 of 11 for 51, 0 TD, 0 int.  
 LIONS — Hipple 9 of 23 for 105, 1 TD, 1 int.; Danielson 4 of 5 for 63, 0 TD, 0 int.

### INTERCEPTIONS

BEARS — Otis Wilson 1 for 0.  
 LIONS — None.

### SACKS

BEARS — Al Harris 2 for 14; Dan Hampton 1 for 9.  
 LIONS — Al Baker 2 for 17; James Hunter 1 for 10; Dave Pureifory 1 for 5; Joe Ehrmann 1 for 4.

The Bears dropped a 17-10 decision to the Lions at the Silverdome. The Bear offense managed only 154 total net yards. Walter Payton was limited to 26 yards in 14 carries to lead the Bear rushing attack. TE's Emery Moorehead and Robin Earl combined for 63 yards on 6 receptions. A Matt Suhey 2-yard plunge and a 42-yard FG by K John Roveto produced Chicago's only scoring. The defense led by DE Al Harris held HB Billy Sims to 33 yards in 13 attempts and the Lion offense as a whole to 212 yards.

## GAME TWO @ Chicago

### Saints 10, Bears 0

9/19/82: Tix Dist. 65,793; Actual 56,600

NEW ORLEANS	7	0	3	0	—	10
CHICAGO	0	0	0	0	—	0

SAINTS — Larry Hardy 10-yd pass from Ken Stabler (Toni Fritsch kick) 4:54 elapsed, 10 plays/80 yards.  
 SAINTS — Fritsch 40-yd FG 12:26 elapsed, 8 plays/62 yards.

Team Statistics	Saints	Bears
First Downs	17	13
Total Net Yards	317	183
Rushes/Net Yards	53/182	16/48
Net Passing	135	135
Pass Attempts/Completions	17/11	35/17
Had Intercepted	1	3
Punts/Average	8/43.6	9/39.1
Return Yardage	50	66
Penalties/Yards	8/60	4/25
Fumbles/Lost	1/0	1/0
Possession Time	37:51	22:09

### RUSHING

BEARS — Matt Suhey 6-27; Walter Payton 8-20; Jim McMahon 1-4; Emery Moorehead 1-3.  
 SAINTS — Wayne Wilson 33-138; Toussiant Tyler 9-20; Jimmy Rogers 10-20; Hokie Gajan 1-4.

### RECEIVING

BEARS — Payton 5-42; Robin Earl 2-36; Brian Baschnagel 2-27; Rickey Watts 1-24; Matt Suhey 2-19; Moorehead 4-19; Ken Margerum 1-13.  
 SAINTS — Aundra Thompson 3-74; Kenny Duckett 1-31; Jeff Groth 2-27; Hardy 2-10; Hoby Brenner 1-4; Wayne Wilson 2-1.

### PASSING

BEARS — Jim McMahon 12 of 22 for 131, 0 TD, 1 int.; Bob Avellini 3 of 9 for 33, 0 TD, 0 int.; Vince Evans 2 of 4 for 16, 0 TD, 2 int.  
 SAINTS — Stabler 11 of 17 for 147, 1 TD, 1 int.

## INTERCEPTIONS

BEARS — Jeff Fisher 1 for 0.

SAINTS — Russell Gary 1 for 19; Rob Nairne 1 for 1; Dennis Winston 1 for 0.

## SACKS

BEARS — Dan Hampton 1 for 12.

SAINTS — Bruce Clark 2 for 13; Russell Gary 1 for 12; Whitney Paul 1 for 10.

The Bears lost their home opener at Soldier Field to the New Orleans Saints 10-0. All three Chicago quarterbacks saw action in the game. Bob Avellini started and was 3-9 for 33 yards. Vince Evans relieved Avellini in the second quarter and completed two passes out of four with two interceptions for 16 yards. QB Jim McMahon started the second half and produced 12 completions in 22 attempts for 131 yards with one interception. As a result of McMahon's efforts, Mike Ditka announced after the game that McMahon would start the next regular season game.

## GAME THREE @ Chicago Bears 20, Lions 17

11/21/82; Tix Dist. 61,647; Actual 46,783

DETROIT	14	0	3	0	—	17
CHICAGO	3	7	7	3	—	20

BEARS — John Roveto 51-yard FG 5:30 elapsed, 7 plays/36 yards. LIONS — Mark Nichols 1-yd pass from Eric Hipple (Eddie Murray kick) 12:59 elapsed, 4 plays/12 yards. LIONS — Ray Oldham 35-yard pass interception return (Murray kick) 13:17 elapsed. BEARS — Ken Margerum 11-yd pass from Jim McMahon (Roveto kick) 13:11 elapsed, 4 plays/39 yards. BEARS — Emery Moorehead 28-yard pass from McMahon (Roveto kick) 7:29 elapsed, 5 plays/67 yards. LIONS — Murray 32-yard FG 13:56 elapsed, 14 plays/49 yards. BEARS — Roveto 18-yard FG 14:55 elapsed, 5 plays/57 yards.

Team Statistics	Lions	Bears
First Downs	17	21
Total Net Yards	152	365
Rushes/Net Yards	27/95	34/144
Net Passing	57	221
Pass Attempts/Completions	32/15	27/16
Had Intercepted	2	3
Punts/Average	7/36.9	3/34.3
Return Yardage	150	72
Penalties/Yards	7/62	10/78
Fumbles/Lost	2/0	1/0
Possession Time	30:55	29:05

## RUSHING

BEARS — Walter Payton 21-87; Matt Suhey 10-43; McMahon 3-14.

LIONS — Billy Sims 20-67; Dexter Bussey 4-14; Hipple 2-14; Horace King 1-0.

## RECEIVING

BEARS — Moorehead 3-78; Rickey Watts 2-50; Suhey 6-46; James Scott 1-27; Margerum 2-26; Payton 2-6.

LIONS — Bussey 6-63; Leonard Thompson 2-23; David Hill 2-21; Sims 2-7; Tracy Porter 1-3; King 1-1; Nichols 1-1.

## PASSING

BEARS — McMahon 16 of 27 for 233, 2 TD, 3 int.

LIONS — Hipple 15 of 32 for 119, 1 TD, 2 int.

## INTERCEPTIONS

BEARS — Terry Schmidt 1 for 10; Jeff Fisher 1 for 0.

LIONS — Oldham 1 for 35; Wayne Smith 1 for 10; James Hunter 1 for 0.

## SACKS

BEARS — Steve McMichael 2 for 19; Dan Hampton 1 for 10; Todd Bell 1 for 9; Mike Singletary 1 for 9; Gary Campbell 1 for 7; Mike Hartenstein ½ for 4; Jim Osborne ½ for 4.

LIONS — Al Baker 1 for 12; Dave Pureifory 1 for 0; William Gay 1 for 0.

With :07 remaining in regulation K John Roveto converted an 18-yard FG to defeat the Detroit Lions 20-17 at Soldier Field. First round draft choice QB Jim McMahon started for the Bears and was 16 of 27 for 233 yards with two TD's. The Bears defense swarmed over Lion QB Eric Hipple as they posted seven sacks for 62 yards. Chicago held Billy Sims to 67 yards rushing and the Lion offense as a whole to 152 net yards. In the first quarter, Roveto set the record for the longest FG by a Bear in Soldier Field history when he connected on a 51-yard FG, which eclipsed the old mark of 48-yards set by Bob Thomas in 1975. The team awarded two game balls. One went to Head Coach Mike Ditka who in turn presented it to Defensive Coordinator Buddy Ryan. The other ball was given to QB Jim McMahon.

## GAME FOUR @ Minnesota Vikings 35, Bears 7

11/28/82; Tix Dist. 61,977; Actual 54,724

CHICAGO	0	7	0	0	—	7
MINNESOTA	0	14	7	14	—	35

BEARS — Emery Moorehead 50-yd pass from Jim McMahon (John Roveto kick) :07 elapsed, 2 plays/55 yards. VIKINGS — Sammy White 5-yd pass from Tommy Kramer (Rick Danmeier kick) 5:53 elapsed, 4 plays/49 yards. VIKINGS — Joe Senser 1-yd pass from Kramer (Danmeier kick) 12:17 elapsed, 8 plays/42 yards. VIKINGS — White 8-yd pass from Kramer (Danmeier kick) 9:16 elapsed, 8 plays/95 yards. VIKINGS — Lee Lewis 31-yd pass from Kramer (Danmeier kick) 2:12 elapsed, 2 plays/43 yards. VIKINGS — White 13-yd pass from Kramer (Danmeier kick) 8:43 elapsed, 6 plays/67 yards.

Team Statistics	Vikings	Bears
First Downs	20	12
Total Net Yards	384	197
Rushes/Net Yards	22/63	25/94
Net Passing	321	103
Pass Attempts/Completions	35/26	30/15
Had Intercepted	2	3
Punts/Average	6/38.1	8/41.0
Return Yardage	85	159
Penalties/Yards	5/35	9/80
Fumbles/Lost	3/0	2/2
Possession Time	32:50	27:10

### RUSHING

BEARS — Walter Payton 12-67; McMahon 3-17; Matt Suhey 8-7; Dennis Gentry 1-4; Rickey Watts 1- -1.  
 VIKINGS — Ted Brown 5-43; Tony Galbreath 2-10; Darrin Nelson 11-6; Kramer 2-2; Jarvis Redwine 2-2.

### RECEIVING

BEARS — Moorehead 4-79; Suhey 5-29; Ken Margerum 1-17; Payton 3-17; Gentry 1-9; Baschnagel 1-8.  
 VIKINGS — White 10-177; Ahmad Rashad 7-86; Lewis 1-31; Brown 4-24; Senser 2-13; Nelson 2-11.

### PASSING

BEARS — McMahon 12 of 20 for 139, 1 TD, 1 int.; Vince Evans 3 of 9 for 20, 0 TD, 2 int.; Payton 0 for 1, 0 TD, 0 int.  
 VIKINGS — Kramer 26 of 35 for 342, 5 TD, 2 int.

### INTERCEPTIONS

BEARS — Terry Schmidt 1 for 29; Leslie Frazier 1 for 0.  
 VIKINGS — Willie Teal 3 for 13.

### SACKS

BEARS — Mike Hartenstein 1 for 9; Steve McMichael 1 for 6; Otis Wilson 1 for 6.  
 VIKINGS — Scott Studwell 2½ for 7; Mark Mullaney 1½ for 16; Doug Martin 1½ for 8; Randy Holloway 1 for 11; Jim White 1 for 7; Rufus Bess ½ for 5; Charlie Johnson ½ for 2.

The Bears suffered their third defeat in four games at the hands of the Minnesota Vikings, 35-7. The Bears only score came on a 50-yard TD pass from QB Jim McMahon to TE Emery Moorehead in the second quarter. Viking QB Tommy Kramer threw for 342 yards and five TD's, three to WR Sammy White. The Bear secondary was minus starters S Doug Plank and CB Reuben Henderson due to injuries. The Bear offense committed five turnovers, two on fumbles and three on interceptions by Viking Willie Teal.

## GAME FIVE @ Chicago Bears 26, Patriots 13

12/4/82; Tix Dist. 60,946; Actual 36,973

NEW ENGLAND	0	6	7	0	—	13
CHICAGO	14	9	0	3	—	26

BEARS — Ken Margerum 17-yd pass from Jim McMahon (John Roveto kick) 2:02 elapsed, 5 plays/60 yards. BEARS — Emery Moorehead 2-yd pass from McMahon (Roveto kick) 13:36 elapsed, 7 plays/27 yards. BEARS — Jim Osborne safety (tackled Steve Grogan in endzone). BEARS — McMahon 6-yd run (Roveto kick) 9:58 elapsed, 4 plays/49 yards. PATRIOTS — Grogan 1-yd run (kick blocked) 14:08 elapsed, 10 plays/80 yards. PATRIOTS — Rick Sanford 99-yd interception return (Dan Miller kick) 6:33 elapsed. BEARS — Roveto 43-yard FG 4:53 elapsed, 4 plays/24 yards.

Team Statistics	Patriots	Bears
First Downs	15	23
Total Net Yards	249	346
Rushes/Net Yards	21/46	45/166
Net Passing	203	176
Pass Attempts/Completions	28/13	21/15
Had Intercepted	2	1
Punts/Average	4/48.0	6/48.0
Return Yardage	193	49
Penalties/Yards	4/45	5/38
Fumbles/Lost	3/2	2/2
Possession Time	22:37	37:23

### RUSHING

BEARS — Walter Payton 13-70; Matt Suhey 10-42; Willie McClendon 13-28; Dennis Gentry 3-17; McMahon 2-7; Calvin Thomas 3-3; Roland Harper 1- -1.  
 PATRIOTS — Tony Collins 14-24; Mark Van Eeghen 5-19; Grogan 2-3.

### RECEIVING

BEARS — Rickey Watts 2-58; Moorehead 5-49; Margerum 2-33; Payton 3-24; Suhey 2-20; Harper 1-8.  
 PATRIOTS — Stanley Morgan 7-130; Preston Brown 1-41; Collins 3-41; Morris Bradshaw 1-13; Lin Dawson 1-6.

### PASSING

BEARS — McMahon 15 of 21 for 192, 2 TD, 1 int.  
 PATRIOTS — Grogan 13 of 28 for 231, 0 TD, 2 int.

### INTERCEPTIONS

BEARS — Terry Schmidt 2 for 0.  
 PATRIOTS — Sanford 1 for 99.

### SACKS

BEARS — Dan Hampton 2 for 13; Osborne 2 for 8; Leslie Frazier 1 for 7.  
 PATRIOTS — Clayton Weisbuhn 1 for 8; Roland James 1 for 4; John Zamberlin 1 for 4.

The Chicago Bears defeated the New England Patriots 26-13 at Soldier Field. QB Jim McMahon completed 15 of 21 passes for 192 yards and two TD's with one interception. McMahon also scored on a 6-yard plunge. HB Walter Payton rushed for 70 yards on 13 carries and caught three passes for 24 yards. FB Matt Suhey carried 10 times for 42 yards while catching two passes for 20 yards. TE Emery Moorehead led the Bear receiving corps with five receptions for 49 yards and one TD. WR Ken Margerum had two receptions for 33 yards and one TD. The defensive charge was led by Jim Osborne and Dan Hampton who recorded two sacks each. One of Osborne's resulted in a safety against the Patriots. On the day two Soldier Field records were set. Patriot DB Rick Sanford returned Jim McMahon's only mistake 99-yards for a TD and P Bob Parson's 2nd quarter 81-yard punt was the longest in Soldier Field history and the second longest punt by a Bear ever. Game balls were awarded to CB Terry Schmidt and DT Dan Hampton.

## GAME SIX @ Seattle Seahawks 20, Bears 14

12/12/82; Tix Dist. 64,130; Actual 52,826

CHICAGO 7 0 0 7 — 14  
SEATTLE 3 14 0 3 — 20  
SEAHAWKS — Norm Johnson 30-yard FG 5:03 elapsed, 8 plays/28 yards. BEARS — Brian Baschnagel 39-yd pass from Walter Payton (John Roveto kick) 13:34 elapsed, 7 plays/87 yards. SEAHAWKS — Jim Zorn 15-yd run (Johnson kick) 4:15 elapsed, 4 plays/26 yards. SEAHAWKS — Byron Walker 7-yd pass from Zorn (Johnson kick) 13:04 elapsed, 7 plays/83 yards. BEARS — Matt Suhey 2-yd run (Roveto kick) 3:07 elapsed, 17 plays/99 yards. SEAHAWKS — Johnson 34-yard FG 13:03 elapsed, 4 plays/5 yards.

Team Statistics	Seahawks	Bears
First Downs	17	19
Total Net Yards	290	310
Rushes/Net Yards	29/126	30/97
Net Passing	164	213
Pass Attempts/Completions	32/22	30/20
Had Intercepted	0	1
Punts/Average	6/40.5	7/41.9
Return Yardage	156	22
Penalties/Yards	5/41	3/10
Fumbles/Lost	2/1	0/0
Possession Time	33:37	26:23

### RUSHING

BEARS — Payton 14-40; Suhey 11-35; Jim McMahon 4-16; Emery Moorehead 1-6.  
SEAHAWKS — Zorn 4-41; Horace Ivory 4-36; Theotis Brown 11-16; Sherman Smith 5-15; David Hughes 3-13; Dan Doornink 2-5.

### RECEIVING

BEARS — Baschnagel 4-89; Suhey 7-79; Payton 7-59; Moorehead 1-7; Ken Margerum 1-4.  
SEAHAWKS — Steve Largent 8-111; Walker 2-24; Doornink 4-20; Smith 3-18; Pete Metzelaars 3-14; Hughes 1-10; Mike Tice 1-1.

### PASSING

BEARS — McMahon 19 of 29 for 199, 0 TD, 1 int.; Payton 1 of 1 for 39, 1 TD, 0 int.  
SEAHAWKS — Zorn 22 of 32 for 196, 1 TD, 0 int.

### INTERCEPTIONS

BEARS — None.  
SEAHAWKS — John Harris 1 for 18.

### SACKS

BEARS — Mike Hartenstine 3 for 24; Dan Hampton 1 for 8.  
SEAHAWKS — Jacob Green 2 for 25.

The Bears were defeated 20-14 at the Kingdome. QB Jim McMahon completed 19 of 29 passes for 199 yards with one interception. A fourth quarter rally fell short after a 99-yard drive brought the Bears to within three points of Seattle. The Bears other score came on a 39-yard HB Walter Payton halfback option passing play to WR Brian Baschnagel in the first quarter. The offense was plagued by poor field position throughout the game. However, the Bears led the Seahawks in first downs 19 to 17 and total net yards 310 to 290. The Bears special teams surrendered 138 yards to the Seahawks on punt and kickoff returns.

## GAME SEVEN @ Chicago Cardinals 10, Bears 7

12/19/82; Tix Dist. 60,968; Actual 43,270

ST. LOUIS 0 7 0 3 — 10  
CHICAGO 0 0 0 7 — 7  
CARDINALS — Wayne Morris 1-yd run (Neil O'Donoghue kick) 12:37 elapsed, 10 plays/64 yards. BEARS — Emery Moorehead 9-yd pass from Jim McMahon (John Roveto kick) 6:05 elapsed, 6 plays/69 yards. CARDINALS — O'Donoghue 48-yard FG 14:35 elapsed, 6 plays/35 yards.

Team Statistics	Cardinals	Bears
First Downs	17	14
Total Net Yards	240	273
Rushes/Net Yards	33/147	32/118
Net Passing	93	155
Pass Attempts/Completions	26/9	35/16
Had Intercepted	1	0
Punts/Average	6/42.2	7/40.6
Return Yardage	43	71
Penalties/Yards	3/15	4/40
Fumbles/Lost	3/2	2/1
Possession Time	28:53	31:07



## RUSHING

BEARS — Walter Payton 20-73; McMahon 5-24; Matt Suhey 4-14; Willie McClendon 2-9; Calvin Thomas 1-2.

CARDINALS — Otis Anderson 16-58; Morris 12-49; Stump Mitchell 3-29; Neil Lomax 2-11.

## RECEIVING

BEARS — Suhey 9-87; Moorehead 4-38; Payton 2-21; Rickey Watts 1-14.

CARDINALS — Greg LaFleur 3-47; Pat Tilley 3-31; Roy Green 2-23; Willard Harrell 1-9.

## PASSING

BEARS — McMahon 16 of 33 for 160, 1 TD, 0 int.; Payton 0 of 1 for 0, 0 TD, 0 int.; Baschnagel 0 of 1 for 0, 0 TD, 0 int.

CARDINALS — Lomax 5 of 17 for 74, 0 TD, 1 int.; Jim Hart 4 of 9 for 36, 0 TD, 0 int.

## INTERCEPTIONS

BEARS — Leslie Frazier 1 for 0.

CARDINALS — None.

## SACKS

BEARS — Jim Osborne 1 for 7; Dan Hampton 1 for 6; Bruce Herron 1 for 4.

CARDINALS — Bruce Thornton 1 for 5.

A 48-yard Neil O'Donoghue FG at 14:35 of the fourth quarter lifted the St. Louis Cardinals to a 10-7 win over the Chicago Bears. A 4th quarter 9-yard passing strike from Jim McMahon to TE Emery Moorehead accounted for the Bears only score. It was set up by a 45-yard throwback screen to FB Matt Suhey. On the day, Suhey had nine receptions for 87 yards and 14 yards on four carries. Jim McMahon had 16 completions in 33 attempts for 160 yards and one TD. HB Walter Payton rushed for 73 yards on twenty carries to pass Ollie Matson in career combined yardage. Payton trails only Jim Brown, O. J. Simpson and Bobby Mitchell on the all time list.

## GAME EIGHT @ Los Angeles

### Bears 34, Rams 26

12/26/82; Tix Dist. 61,801; Actual 46,502

CHICAGO 17 3 7 7 — 34  
LOS ANGELES 6 10 3 7 — 26

BEARS — Emery Moorehead 11-yd pass from Jim McMahon (Bob Thomas kick) 4:57 elapsed, 9 plays/64 yards. BEARS — Thomas 41-yard FG 8:50 elapsed, 5 plays/30 yards. BEARS — Walter Payton 2-yd run (Thomas kick) 11:06 elapsed, 4 plays/25 yards. RAMS — George Farmer 38-yd pass from Vince Ferragamo (fumbled snap) 13:26 elapsed, 7 plays/80 yards. BEARS — Thomas 31-yard FG 3:15 elapsed, 7 plays/59 yards. RAMS — Wendell Tyler 7-yd pass from Ferragamo (Mike Lansford kick) 7:19

elapsed, 8 plays/77 yards. RAMS — Lansford 29-yard FG 14:34 elapsed, 12 plays/76 yards. BEARS — Matt Suhey 3-yd run (Thomas kick) 3:16 elapsed, 9 plays/61 yards. RAMS — Lansford 37-yard FG 8:39 elapsed, 9 plays/60 yards. RAMS — Preston Dennard 4-yd pass from Ferragamo (Lansford kick) 4:25 elapsed, 5 plays/79 yards. BEARS — Ken Margerum 10-yd pass from McMahon (Thomas kick) 10:02 elapsed, 9 plays/81 yards.

## Team Statistics

	Rams	Bears
First Downs	27	23
Total Net Yards	583	421
Rushes/Net Yards	23/77	37/158
Net Passing	506	263
Pass Attempts/Completions	46/30	28/18
Had Intercepted	2	0
Punts/Average	1/42.0	4/38.3
Return Yardage	128	185
Penalties/Yards	11/95	10/71
Fumbles/Lost	3/1	2/0
Possession Time	28:34	31:26

## RUSHING

BEARS — Payton 20-104; McMahon 7-23; Suhey 6-12; Willie McClendon 1-8; Roland Harper 2-8; Calvin Thomas 1-3.

RAMS — Mike Guman 10-43; Tyler 12-32; Ferragamo 1-2.

## RECEIVING

BEARS — Payton 5-102; Margerum 3-47; Moorehead 4-46; Rickey Watts 1-40; Suhey 4-38; McClendon 1-7.

RAMS — Farmer 9-183; Dennard 5-122; Tyler 8-102; Guman 5-54; Mike Barber 2-25; Drew Hill 1-23.

## PASSING

BEARS — McMahon 18 of 28 for 280, 2 TD, 0 int.

RAMS — Ferragamo 30 of 46 for 509, 3 TD, 2 int.

## INTERCEPTIONS

BEARS — Jeff Fisher 1 for 19; Gary Fencik 1 for 2.

RAMS — None.

## SACKS

BEARS — Otis Wilson 1 for 3.

RAMS — George Andrews 1 for 9; Mike Fanning 1 for 8.

In what Head Coach Mike Ditka described afterwards as a "total team effort," the Chicago Bears defeated the Los Angeles Rams 34-26 at Anaheim Stadium. On his second carry of the day, Walter Payton surpassed the 10,000 yard milestone in career rushing yards. The Bear defense forced three Ram turnovers, two of which the offense converted for scores. Rickey Watts returned six kickoffs for 164 yards. TE Emery Moorehead and WR Ken Margerum both received touchdown passes. Game balls were awarded to Offensive Coordinator Ed Hughes and Walter Payton for their efforts.

## GAME NINE @ Tampa

### Buccaneers 26, Bears 23 ovt.

1/2/83; Tix Dist. 72,128; Actual 68,112  
 CHICAGO 3 17 3 0 0 — 23  
 TAMPA BAY 0 6 7 10 3 — 26  
 BEARS — Bob Thomas 43-yard FG 7:01 elapsed, 7 plays/9 yards. BEARS — Thomas 19-yard FG 1:02 elapsed, 4 plays/6 yards. BEARS — Otis Wilson 39-yard interception return (Thomas kick) 2:44 elapsed. BUCCANEERS — Bill Capece 27-yard FG 7:34 elapsed, 9 plays/59 yards. BUCCANEERS — Capece 31-yard FG 10:34 elapsed, 5 plays/18 yards. BEARS — Brian Baschnagel 19-yd pass from Jim McMahon (Thomas kick) 13:19 elapsed, 8 plays/74 yards. BEARS — Thomas 40-yard FG 7:57 elapsed, 7 plays/22 yards. BUCCANEERS — Jimmie Giles 35-yd pass from Doug Williams (Capece kick) 9:55 elapsed, 6 plays/60 yards. BUCCANEERS — Giles 31-yd pass from Williams (Capece kick) 6:57 elapsed, 7 plays/65 yards. BUCCANEERS — Capece 40-yard FG 14:34 elapsed, 9 plays/43 yards. BUCCANEERS — Capece 33-yard FG 3:14 elapsed, 3 plays/45 yards.

Team Statistics	Buccaneers	Bears
First Downs	22	14
Total Net Yards	419	248
Rushes/Net Yards	21/94	32/113
Net Passing	325	135
Pass Attempts/Completions	50/25	30/12
Had Intercepted	2	0
Punts/Average	4/43.5	8/44.5
Return Yardage	130	171
Penalties/Yards	1/5	3/21
Fumbles/Lost	3/1	2/1
Possession Time	30:55	32:19

## RUSHING

BEARS — Walter Payton 26-109; Matt Suhey 6-4.  
 BUCCANEERS — James Wilder 2-46; Williams 4-25; Melvin Carver 11-16; James Owens 3-7.

## RECEIVING

BEARS — Baschnagel 4-59; Ken Margerum 2-41; Rickey Watts 1-31; Payton 3-17; Suhey 1-15; Emery Moorehead 1-4.  
 BUCCANEERS — Kevin House 4-95; Giles 3-75; Wilder 6-61; Gordon Jones 4-56; Theo Bell 4-50; Owens 3-23; Gerald Carter 1-7.

## PASSING

BEARS — McMahon 12 of 30 for 167, 1 TD, 0 int.  
 BUCCANEERS — Williams 25 of 49 for 367, 2 TD, 2 int.

## INTERCEPTIONS

BEARS — Wilson 1 for 39; Gary Fencik 1 for 0.  
 BUCCANEERS — None.

## SACKS

BEARS — Jim Osborne 1½ for 14½; Steve McMichael 1 for 11; Al Harris ½ for 5½.  
 BUCCANEERS — Dave Stalls 2 for 15; Neal Colzie 1 for 14; Lee Roy Selmon 1 for 3.

A 33-yard FG by Tampa Bay Buccaneers kicker Bill Capece defeated the Chicago Bears 26-23 in overtime at Tampa Stadium. With .26 seconds remaining in regulation, Capece connected on a 40-yard FG to tie the game and send it into overtime. The Bears never trailed in the contest until the end. Otis Wilson's 39-yard pass interception return and a 19-yard Jim McMahon to Brian Baschnagel scoring pass accounted for Chicago's two TD's. K Bob Thomas added three FG's of his own to complete the Bears scoring.

# 1982 FINAL STANDINGS

## AMERICAN FOOTBALL CONFERENCE

### Eastern Division

	W	L	T	Pct.	Pts.	OP
Miami	7	2	0	.778	198	131
New York Jets	6	3	0	.667	245	166
New England	5	4	0	.556	143	157
Buffalo	4	5	0	.444	150	154
Baltimore	0	8	1	.056	113	236

### Central Division

	W	L	T	Pct.	Pts.	OP
Cincinnati	7	2	0	.778	232	177
Pittsburgh	6	3	0	.667	204	146
Cleveland	4	5	0	.444	140	182
Houston	1	8	0	.111	136	245

### Western Division

	W	L	T	Pct.	Pts.	OP
L.A. Raiders	8	1	0	.889	260	200
San Diego	6	3	0	.667	288	221
Seattle	4	5	0	.444	127	147
Kansas City	3	6	0	.333	176	184
Denver	2	7	0	.222	148	226

## NATIONAL FOOTBALL CONFERENCE

### Eastern Division

	W	L	T	Pct.	Pts.	OP
Washington	8	1	0	.889	190	128
Dallas	6	3	0	.667	226	145
St. Louis	5	4	0	.556	135	170
N.Y. Giants	4	5	0	.444	164	160
Philadelphia	3	6	0	.333	191	195

### Central Division

	W	L	T	Pct.	Pts.	OP
Green Bay	5	3	1	.611	226	169
Minnesota	5	4	0	.556	187	198
Tampa Bay	5	4	0	.556	158	178
Detroit	4	5	0	.444	181	176
Chicago	3	6	0	.333	141	174

### Western Division

	W	L	T	Pct.	Pts.	OP
Atlanta	5	4	0	.556	183	199
New Orleans	4	5	0	.444	129	160
San Francisco	3	6	0	.333	209	206
L.A. Rams	2	7	0	.222	200	250

## 1982 PLAYER TRANSACTIONS

No.	Player	Pos.	School	Reason	Date
99	Mike Dry	LB	TCU	failed to report	7/25
98	Brad Shearer	DT	Texas	failed physical	7/25
97	Todd Sheets	WR	Northwestern	failed physical	7/25
96	Paul Tabor	C	Oklahoma	failed physical	7/25
95	Dennis Runck	RB	Dartmouth	failed physical	7/25
94	Glenn Inverso	QB	Liberty Baptist	free agent	7/25
95	Kevin Long	RB	South Carolina	conditional trade	7/26
96	Bob Meyer	RB	Missouri	left camp	7/26
95	Mark Stevenson	C-G	Western Illinois	waived	7/26
94	Bill Huskisson	DT	Western Illinois	waived	7/27
93	Dan Rains	LB	Cincinnati	injured reserve	7/27
92	Brett Carsello	C-G	Wis.-Eau Claire	waived	7/29
91	Dean Masztak	TE	Notre Dame	left camp	7/30
90	Mark Bornholdt	RB	Ball State	left camp	8/1
89	Dan Pensick	DE	Nebraska	left camp	8/3
88	Ricky Young	LB	Oklahoma State	left camp	8/5
87	Bruce Huther	LB	New Hampshire	conditional trade	8/5
88	Bret Hyble	LB	Central Michigan	waived	8/6
89	Bob Hubble	TE	Rice	free agent	8/9
90	Bob Lisowski	TE	St. Bonaventure	free agent	8/9
89	Marcus Anderson	WR	Tulane	waived	8/19
88	Tim Clark	WR	Alabama	waived	8/19
87	Pete DiClementi	S	Oklahoma	waived	8/19
86	Jim Bob Harris	S	Alabama	waived	8/19
85	Mike Hatchett	DB	Texas	waived	8/19
84	Jeff Orlando	DB	Cal Lutheran	waived	8/19
83	Eric Rouse	WR	Illinois	waived	8/19
82	Jim Schletzer	P	Lees-McRae J.C.	waived	8/19
81	Dennis Tabron	DB	Duke	waived	8/19
80	Steve Veith	K	Wisconsin	waived	8/19
79	Brad Webb	LB	Iowa	waived	8/19
78	Bob Lisowski	TE	St. Bonaventure	waived	8/19
77	Bob Hubble	TE	Rice	waived	8/19
76	Fred Brockington	WR	Michigan	waived	8/19
75	John Lee	DE	Nebraska	waived	8/19
76	Gerry Sullivan	G	Illinois	trade	8/22
75	Kevin Long	HB	South Carolina	waived	8/23
74	Larry Delwiche	K	Salem	waived	8/24
73	Dupre Marshall	DT	California	waived	8/24
72	Glenn Inverso	QB	Liberty Baptist	waived	8/24
71	Mike Scharnus	DB	Virginia Tech	waived	8/24
70	Guy Boliaux	LB	Wisconsin	waived	8/24
69	Gerry Sullivan	G	Illinois	left camp	8/26
70	Jeff Williams	G/T	Rhode Island	trade	8/30
69	Joe Turner	DB	Southern Cal	waived	8/31
68	Kris Haines	WR	Notre Dame	waived	8/31
67	Bob Fisher	TE	SMU	waived	8/31
66	Gary Johnson	DT	Baylor	waived	8/31
65	Clinton Davenport	G/T	Eastern Illinois	waived	8/31
64	Mike Cobb	TE	Michigan State	waived	8/31
63	John Skibinski	FB	Purdue	waived	8/31
62	Bill Jensen	T	Arizona	waived	8/31
61	Ted Albrecht	T	California	injured reserve	8/31

## 1982 PLAYER TRANSACTIONS (Cont.)

60	Tim Clifford	QB	Indiana	injured reserve	8/31
59	Revie Sorey	G	Illinois	injured reserve	8/31
58	Bob Thomas	K	Notre Dame	waived	9/6
57	T.K. Ehlebracht	WR	North Central	waived	9/6
56	Greg Fairchild	G	Tulsa	waived	9/6
55	Duke Ferguson	WR	San Diego State	waived	9/6
54	Hasan Houston	DB	Bradley	waived	9/6
53	Lee Kunz	LB	Nebraska	waived	9/6
52	Terry Porter	DB	Montclair	waived	9/6
51	Rod Shoate	LB	Oklahoma	waived	9/6
50	Ted Vincent	DL	Wichita State	waived	9/6
49	Pat Dean	DT	Iowa	waived	9/6
48	Dennis Lick	T	Wisconsin	injured reserve	9/15
49	Phil McKinnely	T	UCLA	free agent	9/15
48	Doug Plank	S	Ohio State	injured reserve	11/30
49	Walt Williams	CB	New Mexico State	free agent	11/30
48	Bruce Huther	LB	New Hampshire	injured reserve	12/1
49	Al Chesley	LB	Pittsburgh	waivers	12/1
48	Jeff Williams	G	Rhode Island	injured reserve	12/17
49	Dennis Lick	T	Wisconsin	activated	12/17
48	John Roveto	K	S W Louisiana	waived	12/21
49	Bob Thomas	K	Notre Dame	free agent	12/22
48	James Scott	WR	Henderson J.C.	injured reserve	12/23
49	Dan Rains	LB	Cincinnati	activated	12/24

## 1982 DURABILITY CHART

	GAMES			STARTS				GAMES			STARTS		
	1982	Cnstv	Car	1982	Cnstv	Car		1982	Cnstv	Car	1982	Cnstv	Car
T Ted Albrecht	0	0	77	0	0	75	RB Willie McClendon	9	57	57	0	0	0
QB Bob Avellini	2	0	65	2	0	49	T Phil McKinnely	8	8	77	8	8	8
WR Brian Baschnagel	9	73	97	9	18	67	QB Jim McMahon	8	8	8	7	7	7
G Kurt Becker	5	5	5	0	0	0	DT Steve McMichael	9	19	25	0	0	0
S Todd Bell	9	25	25	0	0	0	TE Emery Moorehead	9	19	71	9	9	9
LB Brian Cabral	8	8	34	0	0	4	LB Jerry Muckensturm	6	2	80	0	0	42
LB Gary Campbell	9	87	87	9	73	74	C Dan Neal	9	97	126	9	73	86
LB Al Chesley	8	1	60	2	0	18	DT Jim Osborne	9	58	153	9	58	101
T Jerry Doerger	2	0	2	0	0	0	P Bob Parsons	9	153	156	0	0	11
TE Robin Earl	9	53	84	0	0	33	RB Walter Payton	9	110	114	9	104	108
QB Vince Evans	4	0	47	0	0	29	S Doug Plank	1	0	101	1	0	96
S Gary Fencik	9	25	97	9	25	83	LB Dan Rains	2	2	2	0	0	0
S Jeff Fisher	9	25	25	0	0	0	K John Reveto	7	0	18	0	0	0
CB Leslie Frazier	9	10	22	6	6	6	CB Terry Schmidt	9	80	114	9	73	74
RB Dennis Gentry	9	9	9	0	0	0	WR James Scott	5	0	70	0	0	59
DT Dan Hampton	9	57	57	9	57	57	LB Mike Singletary	9	25	25	9	18	18
RB Roland Harper	8	2	89	0	0	64	G Revie Sorey	0	0	105	0	0	86
DE Al Harris	8	7	44	7	2	18	RB Matt Suhey	9	9	40	9	9	24
DE Mike Hartenstine	9	115	115	9	9	101	K Bob Thomas	2	2	96	0	0	0
G Perry Hartnett	9	9	9	4	4	4	RB Calvin Thomas	6	5	6	0	0	0
CB Reuben Henderson	5	1	21	3	0	19	T Keith Van Horne	9	22	23	9	21	21
LB Bruce Herron	9	39	71	0	0	1	DE Henry Waechter	9	9	9	2	0	2
C Jay Hilgenberg	9	25	25	0	0	0	S Len Walterscheid	9	9	71	8	8	19
LB Bruce Huther	4	0	81	0	0	2	WR Rickey Watts	9	17	52	0	0	16
G Noah Jackson	9	45	112	95	45	111	TE Brooks Williams	9	14	58	0	0	0
T Dan Jiggetts	9	37	98	1	0	2	G Jeff Williams	5	0	56	5	0	43
T Dennis Lick	0	0	79	0	0	73	CB Walt Williams	4	4	78	0	0	37
WR Ken Margerum	9	25	25	9	9	15	LB Otis Wilson	9	15	31	9	9	22

# OFFENSIVE TRENDS

Offensive Statistics	1966	1967	1968	1969	1970	1971	1972	1973	1974	1975	1976	1977	1978	1979	1980	1981	1982
first downs/game	14.0	12.5	15.6	16.9	12.8	13.5	13.6	13.8	14.5	13.6	14.4	17.6	16.4	15.7	17.9	17.4	17.0
net yards/game	264.2	235.2	289.9	254.9	233.2	238.3	247.7	223.5	228.6	249.4	274.5	332.5	278.7	289.8	302.2	289.6	277.4
yards rush/game	137.6	132.3	169.8	148.4	78.0	102.4	168.6	136.2	105.7	118.1	168.8	200.8	157.9	155.4	152.5	135.7	125.2
yards rush	4.2	3.8	4.7	4.5	3.1	3.9	4.4	3.8	3.4	3.7	4.1	4.7	4.0	3.9	4.2	3.5	4.1
rush/game	33.1	34.9	35.7	33.0	25.2	26.1	38.3	35.4	31.0	31.5	41.3	42.8	39.6	39.1	36.2	38.0	30.8
yards pass/game	140.4	102.9	120.1	106.4	155.2	135.9	79.1	87.3	122.9	131.4	105.7	131.7	120.8	134.4	149.7	153.9	167.2
yards pass att	5.96	6.24	5.45	5.02	5.76	5.18	6.26	5.34	5.25	6.09	6.13	6.79	6.31	5.1	6.61	5.0	5.7
pass/game	24.1	19.1	24.5	27.4	30.1	31.6	14.6	21.6	28.3	25.4	19.9	21.8	22.0	23.3	25.3	30.6	29.1
comp./game	11.4	9.4	11.3	13.8	15.0	13.3	5.6	9.7	13.2	13.6	8.8	11.5	11.6	12.2	13.1	13.9	15.7
int./game	1.6	1.3	1.5	1.5	1.6	2.0	0.9	1.1	1.6	1.6	1.1	1.3	1.8	1.1	1.6	1.4	1.2
punts/game	5.7	5.6	4.7	5.4	6.0	5.5	4.8	6.1	6.5	6.7	7.1	5.9	6.0	5.8	4.9	7.1	6.6
turn./game	1.9	1.8	2.0	1.9	2.1	2.0	2.9	2.9	2.5	2.5	1.7	2.6	1.4	1.3	1.4	2.3	1.6
turn lost/game	1.6	1.0	0.9	1.2	1.0	1.3	1.6	1.9	1.1	1.2	0.9	1.2	0.5	0.8	0.9	1.1	0.8
touchdowns/game	1.9	2.1	1.8	1.9	2.0	1.4	1.9	1.6	1.3	1.6	2.2	2.2	1.8	2.3	2.4	1.9	1.8
tds rush/game	1.0	0.9	1.0	1.0	0.2	0.4	1.1	0.8	0.7	0.8	1.4	1.3	1.2	1.1	1.4	0.8	0.4
tds pass/game	0.7	0.6	0.7	0.8	1.5	0.9	0.6	0.6	0.6	0.6	0.6	0.8	0.4	1.1	0.8	0.9	1.0
tds ret./game	0.1	0.6	0.1	0.1	0.3	0.1	0.2	0.2	0.0	0.1	0.1	0.1	0.2	0.2	0.2	0.3	0.0
points/game	16.7	17.1	17.9	15.0	18.3	13.2	16.1	13.9	10.9	13.6	18.1	18.2	15.8	19.1	19.0	15.8	14.1

# DEFENSIVE TRENDS

Defensive Statistics	1966	1967	1968	1969	1970	1971	1972	1973	1974	1975	1976	1977	1978	1979	1980	1981	1982
first downs/game	17.1	15.4	17.1	14.9	16.7	16.7	16.0	17.6	16.5	20.1	17.8	17.2	17.6	17.0	17.8	18.1	18.4
net yards/game	283.6	243.3	312.2	277.2	290.5	322.9	280.2	298.8	272.7	326.9	300.1	306.1	292.5	286.3	306.7	337.1	316.2
yards rush/game	114.6	109.6	121.7	135.7	105.1	151.1	125.1	179.2	124.2	147.9	141.7	154.1	135.9	123.9	125.9	154.5	99.7
yards/rush	3.4	3.7	4.0	4.3	3.2	4.1	3.7	4.5	3.4	3.8	3.8	4.0	3.9	3.7	4.0	4.0	3.4
rush/game	33.3	29.9	30.5	31.4	32.8	36.4	34.0	40.2	37.1	39.1	37.3	38.9	35.5	32.4	31.6	32.5	29.0
yards pass/game	185.7	133.9	190.5	141.5	185.4	171.7	155.1	119.6	148.5	179.0	158.4	151.9	156.6	157.8	180.8	203.0	216.6
yards/pass att.	6.98	5.80	8.69	7.56	7.42	7.20	6.86	6.53	6.84	7.08	6.51	6.19	6.55	5.1	7.25	6.1	6.6
pass/game	29.0	26.4	23.8	21.1	28.1	25.9	24.4	21.6	23.5	28.5	28.6	26.9	27.3	28.6	28.2	32.8	32.7
comp./game	14.4	12.0	12.3	10.7	16.6	13.7	12.9	11.1	12.4	14.9	14.3	13.0	14.9	13.9	14.9	14.6	18.2
int./game	1.1	2.0	1.3	1.1	1.1	1.6	1.5	1.0	1.3	0.9	1.7	1.3	1.1	1.8	1.1	1.1	1.4
punts/game	5.7	5.5	4.7	4.5	6.2	4.7	3.7	4.7	5.5	6.1	6.1	6.6	6.1	5.6	5.1	6.1	5.4
touchdowns/game	2.4	1.9	3.1	3.1	2.2	2.1	2.2	2.6	2.4	3.4	1.8	1.9	2.1	1.9	2.0	2.4	2.2
tds rush/game	1.5	0.9	1.2	1.2	0.8	1.0	0.8	1.4	1.2	1.8	0.7	1.0	0.9	0.6	0.6	0.8	0.4
tds pass/game	0.9	1.0	1.8	1.6	1.3	0.9	1.1	1.2	0.9	1.6	1.1	0.5	1.0	1.3	1.3	1.4	1.6
tds ret./game	0.0	0.1	0.1	0.2	0.1	0.2	0.3	0.1	0.3	0.1	0.0	0.4	0.1	0.1	0.1	0.2	0.2
points/game	19.4	15.6	23.8	24.2	18.6	19.7	19.6	23.9	19.9	27.1	15.4	18.1	17.1	15.4	16.5	20.3	19.3
team pen./game	5.1	7.0	8.1	6.4	—	5.6	5.3	5.5	6.3	7.1	8.1	6.9	6.3	6.4	6.3	7.4	5.8
team pen. yds./game	49.0	68.1	85.3	67.1	—	58.5	41.0	48.0	48.5	62.9	70.3	60.9	59.9	53.7	52.6	59.5	50.1

## All-Time First Round Picks

Year	Pick	Player	Year	Pick	Player
1936	6th	T Joe Stydahar, West Virginia	1962	7th	RB Ronnie Bull, Baylor
1937	8th	E Les McDonald, Nebraska	1963a	10th	to LA for RB Joe Marconi
1938	10th	HB Joe Gray, Oregon St.	1963b	11th	(from Pitt for QB Ed Brown)
1939a	2nd	(from Pitt for E Eggs Manske)			C Dave Behrman, Michigan St.
		QB Sid Luckman, Columbia	1964	14th	DT Dick Evey, Tennessee
1939b	6th	FB Bill Osmanski, Holy Cross	1965a	3rd	(from Pitt for '64 2nd, 4th round picks.)
1940	7th	C-LB Bulldog Turner, Hardin-Simmons			MLB Dick Butkus, Illinois
1941a	1st	(from Phila for C John Schiechl)	1965b	4th	RB Gale Sayers, Kansas
		HB Tom Harmon, Michigan	1965c	6th	(from Wash for WR Angelo Coia, DT Fred Williams), DE Steve DeLong, Tennessee
1941b	3rd	(from Pitt for QB Billy Patterson)			DT George Rice, LSU
		FB Norm Standlee, Stanford	1966	12th	DE Loyd Phillips, Arkansas
1941c	9th	HB Don Scott, Ohio State	1967	10th	RB Mike Hull, Southern Cal
1942	10th	QB Frankie Albert, Stanford	1968	17th	T Rufus Mayes, Ohio St.
1943	9th	HB Bob Steuber, Missouri	1969	14th	to GB for LB Roy Caffey,
1944	8th	HB Ray Evans, Kansas	1970	2nd	RB Elijah Pitts, C Bob Hyland
1945	7th	HB Don Lund, Michigan			RB Joe Moore, Missouri
1946	4th	QB Johnny Lujack, Notre Dame	1971	11th	(from Giants for C Bob Hyland, CB Bennie McCrae), T Lionel Antoine, Southern Ill.
1947a	1st	(bonus choice)	1972a	3rd	
		HB Bob Fenimore, Oklahoma A & M			S Craig Clemons, Iowa
1947b	11th	HB Don Kindt, Wisconsin	1972b	12th	DT Wally Chambers, Eastern Ky.
1948a	—	(from Pitt for HB Ray Evans)	1973	8th	LB Waymond Bryant, Tennessee St.
		QB Bobby Layne, Texas	1974a	4th	(from LA for WR Dick Gordon)
1948b	—	E Max Baumgardner, Texas	1974b	20th	DE Dave Gallagher, Michigan
1949	10th	C Dick Harris, Texas			RB Walter Payton, Jackson St.
1950	2nd	HB Chuck Hunsinger, Florida	1975	4th	(from Atl for 1st & 3rd round picks)
1951a	2nd	QB Bob Williams, Notre Dame	1976	8th	T Dennis Lick
1951b	10th	(from disbanded Colts)			T Ted Albrecht, California
		HB Billy Stone, Bradley	1977	15th	to Cleve for QB Mike Phipps
1952	8th	FL-HB Jim Dooley, Miami	1978	20th	(from TB for DT Wally Chambers)
1953	6th	HB Billy Anderson, Compton JC	1979a	4th	DT Dan Hampton, Arkansas
1954	6th	HB Stan Wallace, Illinois			DE Al Harris, Arizona St.
1955	11th	HB Ron Drzewiecki, Marquette	1979b	9th	LB Otis Wilson, Louisville
1956	10th	E "Tex" Schriewer, Texas	1980	19th	T Keith Van Horne, USC
1957	13th	DT Earl Leggett, LSU	1981	11th	QB Jim McMahon, BYU
1958	7th	LB-G Chuck Howley, West Virginia	1982	5th	T Jim Covert, Pittsburgh
1959	7th	HB Don Clark, Ohio St.	1983	6th	
1960	7th	G Roger Davis, Syracuse			
1961	5th	TE Mike Ditka, Pittsburgh			

### BEAR DRAFT NOTES

Chicago has had 61 first round draft picks in the 48 years the collegiate player selection meeting has been called to order. The Club has made 15 trades involving those 1st round draft spots acquiring 12 rookie players and three times sending away choices for veteran players.

Rookie WR Willie Gault, T Dennis Lick, and DE Dan Hampton came to the Club on first round picks acquired from other teams as did three Hall of Famers (Sid Luckman, Bob Layne, and Dick Butkus.)

Center Bob Hyland has the distinction of both joining the Bears and leaving them in multiple player trades involving 1st round picks.

The early '50s saw the Bears make two unusual 1st round selections taking a junior college player (HB Billy Anderson of Compton JC) in '53 and an established veteran (HB Billy Stone) when the Baltimore Colts disbanded in 1951.



## Recent Bear Drafts

### 1983

1a. OT Jim Covert (Pittsburgh), 1b. WR Willie Gault (Tennessee), 2. DB Mike Richardson (Arizona State), 3. S Dave Duerson (Notre Dame), 4a. C Tom Thayer (Notre Dame), 4b. TE Pat Dunsmore (Drake), 8a. DE Richard Dent (Tennessee State), 8b. DT Mark Bortz (Iowa), 9a. OG Robert Fada (Pittsburgh), 9b. LB Mark Zavagnin (Notre Dame), 10. HB Anthony Hutchison (Texas Tech), 11. HB Gary Worthy (Wilmington), 12. WR Oliver Williams (Illinois).

### 1982

1. QB Jim McMahon (Brigham Young), 2. to Tampa Bay for 1983 first round choice, 3. TE Tim Wrightman (UCLA), 4. RB Dennis Gentry (Baylor), 5a. OG Perry Hartnett (SMU), 5b. DB Dennis Tabron (Duke), 6. OG Kurt Becker (Michigan), 7. DT Henry Waechter (Nebraska), 8. OT Jerry Doerger (Wisconsin), 9. DB Mike Hatchett (Texas), 10. DB Joe Turner (Southern Cal), 11. LB Guy Boliaux (Wisconsin), 12. LB Ricky Young (Oklahoma State).

### 1981

1. T Keith Van Horne (Southern Cal), 2. See 5th pick, MLB Mike Singletary (Baylor), 3. WR Ken Margerum (Stanford), 4. DB Todd Bell (Ohio State), 5. to San Francisco with 1981 2nd round pick for 49ers' 2nd round pick, 6. CB Reuben Henderson (San Diego State), 7. CB Jeff Fisher (Southern Cal), 8. DL Scott Zettek (Notre Dame), 9. G Frank Ditta (Baylor), 10. QB Tim Clifford (Indiana), 11. RB Lonnie Johnson (Indiana), 12. LB Bob Shuptry (New Mexico).

### 1980

1. LB Otis Wilson (Louisville), 2. RB Matt Suhey (Penn State), 3. to Dallas for WR Golden Richards, 4. G Arland Thompson (Baylor), 5. C. Paul Tabor (Oklahoma), 6. CB Mike Guess (Ohio State), 7. WR Emanuel Tolbert (SMU), 8. G. Randy Clark (Northern Illinois), 9. QB Turk Schonert (Stanford), 10. S Willie Stephens (Texas Tech), 11. S. Chris Judge (TCU), 12. TE Bob Fisher (SMU).

### 1979

1. (from Tampa Bay for DT Wally Chambers) DT Dan Hampton (Arkansas), 1b. DE Al Harris (Arizona St.), 2. WR Rickey Watts (Tulsa), 3. RB Willie McClendon (Georgia), 4. to Cincinnati for TE Mike Cobb, 5. to Dallas for WR Golden Richards, 6. MLB John Sullivan (Illinois), 7. MLB Lee Kunz (Nebraska), 8. CB-KR Rick Moss (Purdue), 9. RB Jerome Heavens (Notre Dame), 10. S-P Joe Restic (Notre Dame), 11. T Bob Wright (Cincinnati), 12. S-KR Dave Becker (Iowa).

### 1978

1. to Cleveland for QB Mike Phipps, 2. to San Francisco for DE Tommy Hart, 3. DT Brad Shearer (Texas), 4. to Kansas City for '78 5th & 6th round picks, 5. (from Kansas City with '78 6th round pick for '78 4th round pick) to Cincinnati for DE Royce Berry, 5b. to San Francisco for RB Larry Schreiber, 6. (from Kansas City with '78 5th round pick for '78 4th round pick) RB John Skibinski (Purdue), 6b. DE Mekeli Ieremia (Brigham Young), 7. WR Herman Jones (Ohio St.), 8. TE George Freitas (California), 9. LB Mike Martin (Kentucky), 10. LB Ben Zambiasi (Georgia), 11. DE-LB Walt Underwood (Southern Cal), 12. LB Lew Sibley (LSU).

### 1977

1. G Ted Albrecht (California), 2. CB Mike Spivey (Colorado), 3. (from New York Giants for DT Dave Gallagher) RB Robin Earl (Washington), 3b. to Miami for WR Bo Rather, 4. to Pittsburgh for WR Ron Shanklin, 4b. (from Miami for '77 3rd round pick and Rather) to Cleveland for QB Mike Phipps, 5. to Oakland for CB Nemiah Wilson, 6. (from Tampa Bay for QB Gary Huff) QB Vince Evans (Southern Cal), 6b. to Philadelphia for G Mark Nordquist, 6c. (from Tampa Bay for QB Gary Huff) to Kansas City for RB Tommy Reamon, 7. WR Gerald Butler (Nicholls St.), 8. to New York Jets for DE John Ricca, 9. DT Nick Buonamici (Ohio St.), 10. DE Dennis Breckner (Miami of FL.), 11. C Connie Zelencik (Purdue), 12. DB Terry Irvin (Jackson St.).

### 1976

1. (from Detroit for '76 1st round pick; '76 3rd round pick) T Dennis Lick (Wisconsin), 2. to Pittsburgh for WR Ron Shanklin, 3. (from New England for DE Tony McGee) WR Brian Baschnagel, 4. (from New York Jets for RB Carl Garrett) to Miami with '77 5th round pick for '76 4th and 5th round picks, 4b. S. John Sciarra (UCLA), 4c. (from Miami with '76 5th round pick for '76 4th round pick and '77 5th round pick) CB Wayne Rhodes (Alabama), 5. to Baltimore for G Noah Jackson, 6. (from Cleveland for G Glen Holloway) T Dan Jiggetts (Harvard), 6b. forfeited, 7. LB Jerry Muck-ensturm (Arkansas St.), 8. to Oakland for CB Nemiah Wilson, 9. to Philadelphia for G Mark Nordquist, 10. to Washington for CB Ted Vactor, 11. WR Norm Andersen (UCLA), 12. RB John O'Leary (Nebraska), 13. RB Dale Kasowski (North Dakota), 14. RB Ron Cue (Oregon St.), 15. DE Jerry Meyers (Northern Illinois), 16. TE Ron Parker (TCU), 17. LB Mickey Malham (Arkansas St.).

# 1983 CHICAGO BEARS VETERAN ROSTER

No.	Name	Pos.	Ht.	Wt.	NFL Exp.	Birth-date	College	Gms in '82
64	Albrecht, Ted	T-G	6-4	250	6	10/8/54	California	0*
7	Avellini, Bob	QB	6-2	210	9	8/28/53	Maryland	2
84	Baschnagel, Brian	WR	6-0	184	8	1/8/54	Ohio State	9
79	Becker, Kurt	G	6-5	251	2	12/22/58	Michigan	5
25	Bell, Todd	S	6-0½	207	3	11/28/58	Ohio State	9
54	Cabral, Brian	LB	6-1	224	5	6/23/56	Colorado	8
59	Campbell, Gary	LB	6-1	220	7	3/4/52	Colorado	9
57	Chesley, Al	LB	6-3	240	5	8/23/57	Pittsburgh	4/4
14	Clifford, Tim	QB	6-1	207	1	11/28/58	Indiana	0*
72	Doerger, Jerry	T	6-5	270	2	7/18/60	Wisconsin	2
81	Earl, Robin	TE	6-5	240	7	3/18/55	Washington	9
8	Evans, Vince	QB	6-2	212	7	6/14/55	Southern Cal	4
45	Fencik, Gary	S	6-1	197	8	6/11/54	Yale	9
24	Fisher, Jeff	S	5/10½	188	3	2/25/58	Southern Cal	9
21	Frazier, Leslie	CB	6-0	189	3	4/3/59	Alcorn State	9
29	Gentry, Dennis	RB	5-8	173	2	2/10/59	Baylor	9
99	Hampton, Dan	DT	6-5	255	5	9/19/57	Arkansas	9
35	Harper, Roland	RB	5-11	210	8	2/28/53	Louisiana	8
90	Harris, Al	DE	6-5	250	5	12/31/56	Arizona State	8
73	Hartenstine, Mike	DE	6-3	243	9	7/27/53	Penn State	9
71	Hartnett, Perry	G	6-5	275	2	4/28/60	SMU	9
51	Herron, Bruce	LB	6-2	220	6	4/14/54	New Mexico	9
63	Hilgenberg, Jay	C	6-3	250	3	3/21/59	Iowa	9
65	Jackson, Noah	G	6-2	265	9	4/14/51	Tampa	9
62	Jiggetts, Dan	T	6-5	270	8	3/10/54	Harvard	9
70	Lick, Dennis	T	6-3	265	7	4/26/54	Wisconsin	0
82	Margerum, Ken	WR	5-10½	170	3	10/5/58	Stanford	9
37	McClendon, Willie	RB	6-1	205	5	9/13/57	Georgia	9
67	McKinnely, Phil	T	6-6	260	8	7/8/54	UCLA	8
9	McMahon, Jim	QB	6-0½	187	2	8/21/59	Brigham Young	8
76	McMichael, Steve	DT	6-1	245	4	10/17/57	Texas	9
87	Moorehead, Emery	TE	6-2	220	7	3/22/54	Colorado	9
58	Muckensturm, Jerry	LB	6-4	220	7	10/13/53	Arkansas State	6
52	Neal, Dan	C	6-2	255	11	8/30/49	Kentucky	9
68	Osborne, Jim	DT	6-3	245	12	9/7/49	Southern	9
86	Parsons, Bob	P	6-5	225	12	6/29/50	Penn State	9
34	Payton, Walter	RB	5-10	202	9	7/25/54	Jackson State	9
53	Rains, Dan	LB	6-1	220	2	4/26/56	Cincinnati	2
44	Schmidt, Terry	CB	6-0	177	10	5/28/52	Ball State	9
89	Scott, James	WR	6-1	190	7	3/28/52	Henderson JC	5
50	Singletary, Mike	LB	5-11½	230	3	10/9/58	Baylor	9
69	Sorey, Revie	G	6-2	260	8	9/10/53	Illinois	0*
26	Suhey, Matt	RB	5-11	217	4	7/7/58	Penn State	9
16	Thomas, Bob	K	5-10	175	8	8/7/52	Notre Dame	2/2
33	Thomas, Calvin	RB	5-11	220	2	1/7/60	Illinois	6
78	Van Horne, Keith	T	6-6½	265	3	11/6/57	Southern Cal	9
75	Waechter, Henry	DE	6-5½	270	2	2/13/59	Nebraska	9
23	Walterscheid, Lenny	S	5-11	190	7	9/13/54	So. Utah State	9
80	Watts, Rickey	WR	6-1	203	5	5/16/57	Tulsa	9
88	Williams, Brooks	TE	6-4	226	6	12/7/54	North Carolina	9
43	Williams, Walt	CB	6-1	185	7	7/10/56	New Mexico	4
55	Wilson, Otis	LB	6-2	222	4	9/15/57	Louisville	9

\*Missed all 9 games due to injury.

# 1983 CHICAGO BEARS NEWCOMER ROSTER

No.	Name	Pos.	Ht.	Wt.	Birthdate	How Acq.	College
94	Bortz, Mark	DT	6-5	267	2/12/61	D-8b	Iowa
74	Covert, Jim	T	6-4	271	3/22/60	D-1a	Pittsburgh
95	Dent, Richard	DE	6-2	240	12/13/60	D-8a	Tennessee St.
38	Drain, Sel	S	5-11	179	9/23/61	FA	Ball St.
22	Duerson, Dave	CB	6-0	202	11/28/60	D-3	Notre Dame
91	Dunsmore, Pat	TE	6-2	230	10/2/57	D-4b	Drake
92	Fada, Rob	G	6-2	258	5/7/61	D-9a	Pittsburgh
15	Finzer, Dave	P/K	6-0	195	2/3/59	FA	DePauw
96	Frederick, Andy	T	6-6	265	7/25/54	T-Browns	New Mexico
83	Gault, Willie	WR	6-0	178	9/5/60	D-1b	Tennessee
98	Glasgow, Brian	TE	6-4	230	6/9/61	FA	Northern Illinois
18	Hansen, Rick	QB	6-1	205	2/10/60	FA	San Diego St.
31	Hutchison, Anthony	RB	5-10	180	2/4/61	D-10	Texas Tech
97	Janata, John	T	6-7	255	4/10/61	FA	Illinois
11	Jones, Jerry	WR	6-1	198	6/29/61	FA	UTEP
48	Kimble, Don	LB	6-2	227	10/31/60	FA	UTEP
85	Lundy, Nate	WR	6-1	170	10/15/58	FA	Indiana
17	McCarrell, Dave	QB	6-3	205	8/31/61	FA	Wheaton
20	McKinnon, Dennis	WR	6-2	185	8/22/61	FA	Florida St.
19	Plater, Don	WR	6-1	187	7/22/60	FA	Brigham Young
27	Richardson, Mike	CB	5-11	197	5/23/61	D-2	Arizona St.
47	Ruzich, Dan	LB	6-2	220	8/25/61	FA	Kansas St.
39	Saldi, Jay	TE	6-3	230	10/8/54	T-Cowboys	South Carolina
12	Stump, Don	P/K	6-1	213	2/11/60	FA	McNeese (LA)
93	Williams, Oliver	WR	6-3	195	10/17/60	D-12	Illinois
30	Worthy, Gary	RB	6-0	195	4/12/60	D-11	Wilmington (OH)
60	Zavagnin, Mark	LB	6-2	223	11/28/61	D-9b	Notre Dame



## American National Bank

53 North LaSalle / LaSalle at Wacker 60600 / Phone (312) 661-5000

### We're the bank for business.



## CHICAGO'S SOLDIER FIELD

If you haven't been inside Chicago's Soldier Field in the past four years, you won't recognize the place.

In the process of being rebuilt aisles to endzones, the project has been completed as the Bears head into their 1983 season.

Progressing during the off-seasons since the '78 campaign, the reconstruction has included new lighting, playing surface, lockerrooms, and rebuilding of the stadium's seating area—which includes new chair-back, arm-rest seats, and sightlines.

The stadium was converted from horse-shoe configuration to bowl during the winter of 1980.

Following the 1981 season, the project was completed with the rebuilding of the remaining seating area, new concourses with new restrooms and concession areas, press box, deluxe sky boxes, and scoreboard.

Soldier Field has gone from tourist to first class for the start of the '83 season.

Home to the Bears for 13 years, Soldier Field was opened for use in 1924 as 45,000-seat Municipal Grant Park Stadium. The first football game played on its field was Nov. 22, 1924 as a capacity crowd watched Notre Dame edge Northwestern 13-6.

Soldier Field has had an important spot in America's sport history. It hosted the first boxing event to draw a gate of over \$2.5 million (1927 Dempsey-Tunney), the first ski meet held in a stadium (with a 13-story man-made jump), and the all-time largest football crowd (123,000). The largest crowd for any event in the history of Soldier Field was 260,000 on Sept. 8, 1954 for the religious Marion Year Tribute.

Two weeks before that first football game 59 years ago, Chicagoans voted a bond issue to expand the Stadium to over 100,000 capacity.

While construction was underway in 1925, Northwestern chalked up one of its all-time great victories

tripping previously unbeaten Michigan 3-2. The 3 points were the only ones scored against Fielding Yost's Wolverines that season.

The new 100,000-seat "Soldier Field" was dedicated Nov. 27, 1926, with Army battling Navy to a 21-all deadlock. The all-time collegiate attendance record of 123,000 plus was established Nov. 26, 1927 in Soldier Field as Notre Dame edged Southern Cal 7-6.

The only Big Ten playoff game ever contested was also played on the Chicago Lakefront when Purdue whitewashed Northwestern 7-0 in a benefit for the depression relief fund in 1931.

In the first professional game at the then mammoth stadium, the Bears snipped the Chicago Cardinals 10-0 in 1926.

39 of the 41 College All-Star games were all played in Soldier Field with the Bears and Stars fighting to a 0-0 finish in the Aug. 31, 1934 inaugural before 79,342 fans.

Another landmark football clash played in Soldier Field was the interleague City prep championship game of 1937 (Austin 26, Leo 0) played before a high school record 120,000 fans. That series, which started in 1934, is still played.

The Bears began using the facility as a regular season home Sept. 19, 1971 when capacity was cut to 57,000 to bring ticket holders closer to the field. The new capacity is 65,793.

Plans for the stadium were begun in 1919 as a memorial to the soldiers of WWI. Soldier Field stands on 10,000 pile foundations driving an average depth of 62½ feet through fill that replaced the lake waters.

Soldier Field is operated by the Chicago Park District with the Bears paying approximately \$1.5 million a year to use the facility. The lease is believed to be the most expensive in sports today.



## Halas Hall

Reflecting the educational process that has become pro football, the Bears' year around home—the \$1.8 million Halas Hall—stands on the picturesque campus of Lake Forest College.

Located at 250 N. Washington Road in suburban Lake Forest where Academy Award Winning "Ordinary People" was filmed, some 35 miles north of the Loop on Chicago's North Shore, Halas Hall is home to the team's players, coaching, training and equipment staffs, and film, personnel and public relations departments.

Named to honor George S. Halas, the Bears founder, chief executive, and one of the pioneers of the present day National Football League, the building is dedicated to the memory of George Halas, Jr., who died Dec. 16, 1979.

The Halases were the driving forces behind construction of the building in a collegiate setting.

Nearly a year in the building, Halas Hall was opened to the players in September of '79. Coaches and other staff members moved into the top of the three-level complex in November. Finishing touches were not completed until May of 1980. Ground was broken on the project in November of '78.

It is a 32,000 square foot, three-story building set at the foot of the College's Farwell Athletic Field. A regulation-sized grass football field and one some 70 yards long are located 15 yards from the player lockerrooms. In training camp, the Bears also use two other fields directly across Washington Road.

Halas Hall was designed by Allan M. Pickus Architects and built by Pickus Construction of Wau-

kegan, Ill. The Bears studied similar facilities around the League before approving final designs and blueprints.

The lower floor of Halas Hall houses team meeting rooms, a player lounge, racquetball court, rookie lockers and shower areas, storage and utility rooms.

The central floor features the veteran player lockerroom, showers and sauna, training and weight rooms, coaches lockerroom, equipment room, laundry, photo lab, and media workroom with attached private interview areas.

The top floor holds reception areas, coaches offices, staff meeting rooms, public relations and PR workroom, personnel, scouting offices and work rooms, general offices, duplicating room, and computer department.

The building's exterior and the landscaping was designed to fit unobtrusively into the suburban setting.

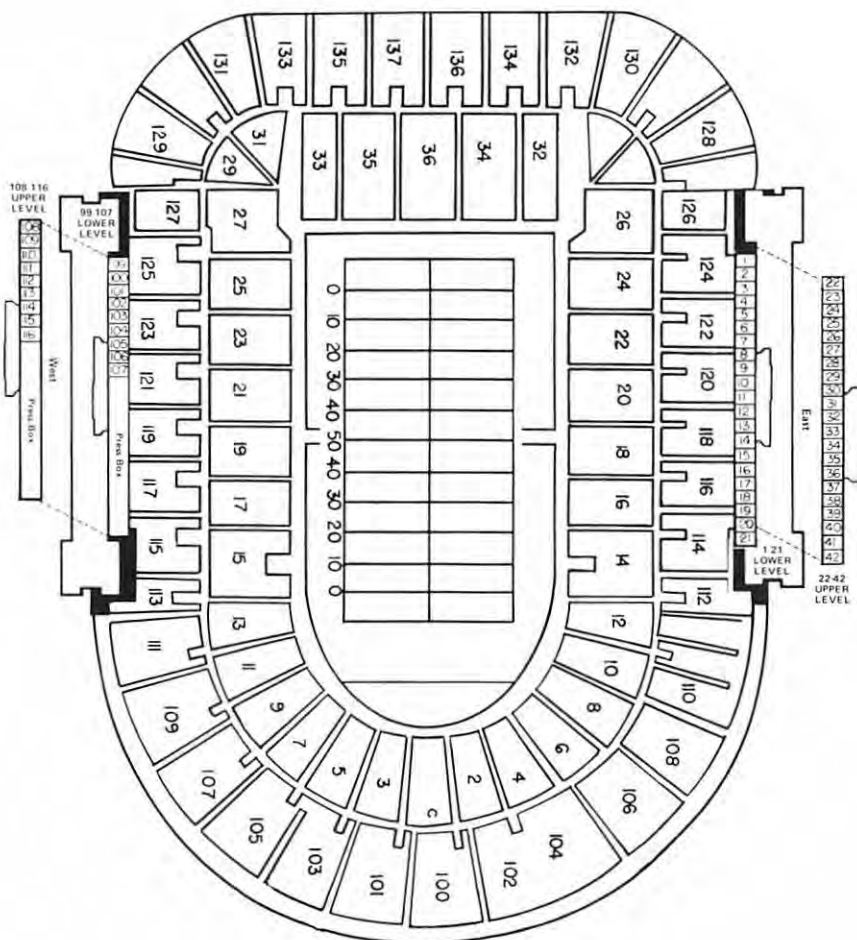
Most of its offices and player areas are equipped with closed circuit television system as a game-review-teaching aid.

Access to Halas Hall via automobile is easy:

From the Loop—Take Edens Expressway (41) north to Lake Forest exiting on Deerpath Road. Travel Deerpath east through shopping area to turn south on Washington to 250 N. Washington.

From O'Hare—Take 294 north exiting at Hwy 60 (2 tolls). Take 60 east to where it deadends into 41. Go north approximately 200 yards to the Deerpath Road exit. Proceed as above.

# SOLDIER FIELD SEATING PLAN (By Section Number)



# SOLDIER FIELD PRESS BOX

## UPPER LEVEL

20 YRD. CAMERA	SCORE BOARD CONTROL	BEARS CONTROL	BEARS OWNER	CHICAGO RADIO	NATIONAL RADIO	BEARS COACH	FILMING	NETWORK	VISITING COACH	VISITING RADIO	PA ANNOUNCER	PARK DISTRICT
2A	2B	2C	2D	2E	2F	2G	2H	2I	2J	2K	2L	2M
							LUNCH COUNTER	MEN'S		WOMEN'S		

## LOWER LEVEL

ELEC-TRICAL	VISITING OWNER 1A	STATISTICS (PRESS BOX ANNOUNCER) (DUPLICATOR) 1B	PHONES	PARK DISTRICT				
				TV				
				TV				
ELEC-TRICAL	VISITING OWNER 1A	STATISTICS (PRESS BOX ANNOUNCER) (DUPLICATOR) 1B	PHONES	PARK DISTRICT				
				TV				
				TV				



# RECORDS INTRODUCTION

When the National Football League was formed in 1920, probably the last thing the founders had to worry about was the compiling of statistics and records. Accordingly, a complete statistical history of the league, dating from 1920, is an impossibility. However, here are some reference points for when various statistical categories were first compiled officially.

**Scoring:** Scores of all games are available starting in 1920, for purposes of records, however, totals date from 1932. Individual scoring statistics also date from 1932. Extra point and field goal attempts start in 1937.

**Rushing:** Statistics begin in 1932.

**Passing:** Statistics begin in 1932. Until 1947, what is now called "yards lost attempting to pass" was recorded in the rushing statistics. From 1947 to 1951, "yards lost attempting to pass" was recorded, but was not included in either the net rushing or the net passing yardage totals (and consequently was not a part of "total net yards gained"). Starting in 1952, passing yardage team totals include "yards lost attempting to pass," although sacks were not recorded before 1963. Lateral passes were maintained as a separate category until 1950, at which time yardage gained or lost as a result of lateral passes was included in the category initiating the action (e.g., rushing).

**Pass Receiving:** Statistics begin in 1932.

**Interceptions By:** Individual statistics begin in 1940, but individual touchdowns are available from 1932. Team totals for interceptions and touchdowns start in 1932, and team yardage totals start in 1940.

**Punting:** Complete seasonal statistics begin in 1939, although frequently during the period 1933-1938 individual and/or team punting totals are listed on official score blanks. Such game totals are included as official records, where applicable.

**Punt Returns:** Complete individual totals date from 1941, although team yardage figures date from 1936. Touchdowns are available since 1932.

**Kickoff Returns:** Complete individual totals date from 1941, although team yardage figures date from 1940. Touchdowns are available since 1932.

**Fumbles:** Individual totals start in 1945. Team totals for fumbles and for total fumbles recovered begin in 1935, and the breakdown of own and opponents' recoveries dates from 1938.

**First Downs:** Statistics begin in 1933, while the rushing—passing—by penalty breakdown commences in 1939 (although some games in 1937-1938 include this information).

**Penalties:** Yards penalized dates from 1936, penalties start in 1941.

**Long Plays:** Since the "Long" category was not always listed on official score blanks (longest run, longest punt, etc.), an attempt has been made to verify reports of long plays through newspaper accounts—even if they are not listed on the official sheets. Reliable newspaper findings have been included in this record section.

## BIG DAY BY OPPONENTS SINCE '63

### RUSHING:

Yards	Player	Opponent	Date	Carries
206	Earl Campbell	Houston	11/16/80	31
152	Lawrence McCutcheon	Los Angeles	12/2/73	24
152	Sherman Smith	Seattle	11/5/78	23
150	Chuck Foreman	Minnesota	10/16/77	26

### PASSING:

Yards	Player	Opponent	Date	Comp.
509	Vince Ferragamo	Los Angeles	12/26/82	30-46
367	Doug Williams	Tampa Bay	1/2/83	25-49
348	Steve DeBerg	San Francisco	10/28/79	26-41
342	Tommy Kramer	Minnesota	11/28/82	26-35
336	Eric Hipple	Detroit	10/19/81	14-25

### PASS RECEIVING:

Yards	Player	Opponent	Date	Rec.
225	Bernie Casey	San Francisco	11/13/66	12
183	George Farmer	Los Angeles	12/26/82	9
182	Boyd Dowler	Green Bay	12/15/68	6

# Soldier Field Records

(Since Bears moved there in 1971)

## LONGEST RUN FROM SCRIMMAGE

Bears — 73 Walter Payton vs Detroit, 9/18/77  
Opp. — 67 Sherman Smith, Seattle 11/5/78

## LONGEST FORWARD PASS

Bears — 89 Vince Evans to Rickey Watts vs Vikings 9/21/80  
Opp. — 79 Bob Griese to Nat Moore, Miami 11/2/75

## LONGEST PUNT

Bears — 81 Bob Parsons vs New England 12/4/82  
Opp. — 69 Herman Weaver, Detroit 9/12/76  
69 Neil Clabo, Minnesota 11/20/77

## LONGEST PUNT RETURN

Bears — 88 Jeff Fisher vs Tampa Bay 9/20/81  
Opp. — 77 Lee Nelson, St. Louis 12/16/79

## LONGEST KICKOFF RETURN

Bears — 95 Ike Hill vs Houston 10/28/73  
Opp. — 62 Dave Hampton, Green Bay 11/7/71  
62 Ron Jessie, Detroit, 10/1/72

## LONGEST INTERCEPTION RETURN

Bears — 92 Todd Bell vs Detroit 11/22/81  
Opp. — 99 Rick Sanford, New England 12/4/82

## LONGEST FIELD GOAL

Bears — 51 John Roveto vs Detroit 11/21/82  
Opp. — 52 Fred Cox, Minnesota 10/27/75

## THE LAST TIME

### Punt Returned for TD —

By Bears — Jeff Fisher vs Buccaneers, 9/30/81, 88 yards.  
By Opp. — Leroy Irvin, Los Angeles, 9/28/81, 55 yards.

### Punt Blocked for TD —

By Bears — Ross Brupbacher vs Oakland, 12/17/72, recovered in endzone.  
By Opp. — Nolan Cromwell, Los Angeles, blocked punt; Jim Jodat,  
Los Angeles, 11/11/79, 13 yards.

### Opponents' Fumble Returned for TD —

By Bears — Alan Page vs Buccaneers, 12/14/80, recovered in endzone.  
By Opp. — Matt Blair, Minnesota, 9/25/78, 49 yards.

### Intercepted Pass Returned for TD —

By Bears — Otis Wilson vs Buccaneers, 1/2/83, 39 yards.  
By Opp. — Rick Sanford, New England, 12/4/82, 99 yards.

### Kickoff Returned for TD —

By Bears — Dave Williams at Detroit, 11/27/80, 95 yards.  
By Opp. — Billy Johnson, Houston, 11/6/77, 76 yards.

### Shut Out —

By Bears — vs Buccaneers, 10/6/80, 23-0.  
By Opp. — vs Saints, 9/19/82, 10-0.

### Field Goal Blocked for TD —

By Bears — Virgil Livers vs Raiders, 10/1/78, blocked field goal; Mike Spivey  
ran 71 yards with rebound.  
By Opp. — Alan Page at Green Bay, 9/7/80, blocked field goal; Chester  
Marcol ran 25 yards with rebound.

# Individual Records

## SERVICE

### Seasons, Active Player

- 14 Bill George, 1952-65  
Doug Buffone, 1966-79
- 13 George Trafton, 1920-32  
Clyde (Bulldog) Turner, 1940-52

### Consecutive Seasons, Active Player

same as above

### Games, Lifetime

- 186 Doug Buffone, 1966-79
- 172 Bob Parsons, 1972-82
- 161 Bobby Joe Green, 1962-73

### Consecutive Games, Lifetime

- 153 Bob Parsons, 1972-82
- 142 Doug Buffone, 1966-76
- 136 Richie Pettibon, 1959-68

### Seasons, Head Coach

- 40 George Halas, 1920-29, 33-42,  
46-55, 58-67
- 4 Hunk Anderson/Luke Johnsos  
(co-coaches), 1942-45  
Jim Dooley, 1968-71  
Neill Armstrong, 1978-81

## SCORING

### Points, Lifetime

- 541 George Blanda, 1949-58  
(5-td, 247-xp, 88-fg)
- 474 Walter Payton, 1975-82 (79-td)
- 456 Mac Percival, 1967-73 (159-xp, 99-fg)

### Points, Season

- 132 Gale Sayers, 1965 (22-td)
- 109 Johnny Lujack, 1950  
(11-td, 34-xp, 3fg)
- 100 Mac Percival, 1968 (25-xp, 25-fg)

### Points, Game

- 36 Gale Sayers, 12/12/65
- 24 7 Players Tied

### Consecutive Games, 1+ Points

- 83 George Blanda, 10/28/51-11/9/58
- 34 Johnny Lujack, 9/26/48-12/3/50
- 24 Jack Manders, 9/24/33-12/2/34

## Touchdowns

### Touchdowns, Lifetime

- 79 Walter Payton, 1975-82 (72-rush, 7-rec.)
- 59 Rick Casares, 1955-64  
(49-rush, 10-rec)
- 56 Gale Sayers, 1965-71  
(39-rush, 9-rec, 8-ret)

### Touchdowns, Season

- 22 Gale Sayers, 1965  
(14-rush, 6-rec, 2-ret)
- 16 Walter Payton, 1977 (14-rush, 2-rec)  
Walter Payton, 1979 (14-rush, 2-rec)
- 14 Rick Casares, 1956 (12-rush, 2-rec)

### Touchdowns, Game

- 6 Gale Sayers, 12/12/65  
(4-rush, 1-rec, 1-ret)
- 4 7 Players Tied

### Consecutive Games, 1+ Touchdowns

- 8 Rick Casares, 11/1/59-9/25/60
- 7 Ken Kavanaugh, 11/2/47-12/14/47  
Willie Galimore, 9/28/58-11/9/58  
Gale Sayers, 10/26/69-12/6/69  
Walter Payton, 10/3/76-11/14/76

## Extra Points

### Extra Points Lifetime

- 247 George Blanda, 1949-58
- 175 Bob Thomas, 1975-82

### Extra Points, Season

- 52 Roger Leclerc, 1965
- 45 George Blanda, 1956

### Extra Points, Game

- 8 Bob Snyder, 11/14/43
- 7 10 Players Tied

### Extra Points Attempted, Lifetime

- 250 George Blanda, 1949-58
- 193 Bob Thomas, 1975-82
- 162 Mac Percival, 1967-73

### Extra Points Attempted, Season

- 52 Ray (Scooter) McLean, 1947  
Roger Leclerc, 1965
- 47 George Blanda, 1956
- 46 Johnny Lujack, 1948

### Extra Points Attempted, Game

- 9 Bob Thomas, vs. G.B., 12/7/80
- 8 Bob Snyder, vs. NY., 11/14/43  
George Blanda, vs. Balt., 10/21/56  
Roger Leclerc, vs. Balt., 11/25/62

### Consecutive Extra Points, Lifetime

- 156 George Blanda, 10/28/51-10/21/56
- 143 Mac Percival, 11/19/67-11/4/73

### Extra Points (no misses), Season

- 52 Roger Leclerc, 1965
- 37 George Blanda, 1955

### Extra Points (no misses), Game

- 8 Bob Snyder, 11/14/43
- 7 8 Players Tied

## Field Goals

### Field Goals, Lifetime

- 99 Mac Percival, 1967-73  
92 Bob Thomas, 1975-82  
88 George Blanda, 1949-58

### Field Goals, Season

- 25 Mac Percival, 1968  
20 Mac Percival, 1970

### Field Goals, Game

- 5 Roger Leclerc, 12/3/61  
Mac Percival, 10/20/68  
4 Roger Leclerc, 11/17/63  
Mac Percival, 10/27/68  
Mac Percival, 11/15/70  
Bob Thomas, 10/3/76

### Field Goals Attempted, Lifetime

- 201 George Blanda, 1949-58  
182 Mac Percival, 1967-73

### Field Goals Attempted, Season

- 36 Mac Percival, 1968  
34 Mac Percival, 1970

### Field Goals Attempted, Game

- 7 Roger Leclerc, 11/17/63  
6 George Blanda, 11/3/57

### Consecutive Field Goals, Lifetime

- 10 Mac Percival, 10/20/68-11/3/68  
Bob Thomas, 12/18/77-10/1/78  
8 Roger Leclerc, 11/8/64-11/26/64

### Consecutive Games, 1+ Field Goals

- 12 George Blanda, 11/11/56-11/3/57  
10 George Blanda, 11/14/54-11/20/55  
Mac Percival, 10/13/68-12/15/68

### Longest Field Goal

- 55 Bob Thomas, 11/23/75  
52 Lee Artoe, 10/27/40  
51 John Roveto, 11/21/82

### Percentage, Lifetime (25+)

- 61.0 Bob Thomas, 1975-82, 92 of 152  
54.4 Mac Percival, 1967-73, 99 of 182  
51.4 Roger Leclerc, 1960-66, 75 of 146

### Percentage, Season (10+)

- 77.3 Bob Thomas, 1978, 17 of 22  
72.2 Bob Thomas, 1980, 13 of 18  
69.4 Mac Percival, 1968, 25 of 36

## Field Goals (no misses), Game

- 5 Roger Leclerc, 12/3/61  
Mac Percival, 10/20/68  
4 Mac Percival, 10/27/68  
Bob Thomas, 10/3/76

## Safeties

### Safeties, Lifetime

- 1 By many players.

## RUSHING

### Attempts

#### Attempts, Lifetime

- 2,352 Walter Payton, 1975-82  
1,386 Rick Casares, 1955-67  
991 Gale Sayers, 1965-71

#### Attempts, Season

- 369 Walter Payton, 1979  
339 Walter Payton, 1977  
Walter Payton, 1981  
333 Walter Payton, 1978

#### Attempts, Game

- 40 Walter Payton, 11/20/77  
38 Walter Payton, 11/26/81  
36 Walter Payton, 11/7/76  
Walter Payton, 10/25/81

### Yardage

#### Yards Gained, Lifetime

- 10,204 Walter Payton, 1975-82  
5,657 Rick Casares, 1955-64  
4,956 Gale Sayers, 1965-71

#### Seasons, (1,000+)

- 6 Walter Payton, 1976, 77, 78, 79, 80, 81  
2 Gale Sayers, 1966, 69  
1 Beattie Feathers, 1934  
Rick Casares, 1956

#### Yards Gained, Season

- 1,852 Walter Payton, 1977  
1,610 Walter Payton, 1979  
1,460 Walter Payton, 1980

#### Yards Gained, Game

- 275 Walter Payton, 11/20/77  
205 Walter Payton, 10/30/77  
Gale Sayers, 11/3/68

## 100-Yard Rushing Games

11/20/77	Walter Payton	40-275	12/5/76	Walter Payton	27-183
10/30/77	Walter Payton	23-205	9/9/79	Walter Payton	23-182
11/3/68	Gale Sayers	24-205	9/16/62	Willie Galimore	22-181
12/18/66	Gale Sayers	17-197	11/25/81	Walter Payton	38-179
11/13/77	Walter Payton	33-192	11/27/66	Gale Sayers	19-172
12/16/56	Rick Casares	17-190	12/11/77	Walter Payton	32-163
9/14/80	Walter Payton	18-183	10/28/78	Walter Payton	23-162

# 100-Yard Rushing Games (cont.)

9/18/77	Walter Payton	23-160	11/6/55	Bobby Watkins	14-115
10/16/78	Walter Payton	22-157	11/6/55	Rick Casares	16-115
12/16/79	Walter Payton	33-157	12/9/79	Walter Payton	25-115
10/28/34	Beattie Feathers	15-155	10/21/34	Beattie Feathers	7-114
10/7/79	Walter Payton	39-155	10/16/60	Johnny Morris	7-114
10/20/57	Willie Galimore	24-153	11/2/58	Rick Casares	23-113
9/19/76	Walter Payton	28-148	11/9/58	Rick Casares	15-113
10/17/76	Walter Payton	27-145	11/28/65	Gale Sayers	13-113
10/29/44	Al Grygo	13-144	12/12/65	Gale Sayers	9-113
11/26/78	Roland Harper	25-144	9/17/72	Jim Harrison	20-113
10/27/68	Gale Sayers	18-143	11/4/79	Walter Payton	22-113
10/15/67	Gale Sayers	22-142	10/21/51	Kayo Dottley	16-112
10/2/39	Joe Maniaci	12-141	10/14/56	Rick Casares	21-112
10/10/76	Walter Payton	19-141	12/1/68	Brian Piccolo	21-112
9/30/34	Beattie Feathers	2-140	11/9/69	Gale Sayers	28-112
10/2/77	Walter Payton	19-140	12/6/81	Walter Payton	33-112
10/7/56	Rick Casares	24-139	11/12/39	Bill Osmanski	18-111
11/24/77	Walter Payton	20-137	11/22/59	Rick Casares	21-111
10/9/55	John Hoffman	18-135	10/21/79	Walter Payton	23-111
12/21/75	Walter Payton	25-134	10/19/75	Mike Adamle	17-110
9/16/79	Walter Payton	22-134	11/28/76	Walter Payton	27-110
10/6/80	Walter Payton	28-133	10/26/69	Gale Sayers	15-109
10/7/34	Beattie Feathers	14-132	11/14/76	Walter Payton	18-109
11/4/56	Rick Casares	25-132	11/5/78	Walter Payton	18-109
12/10/67	Gale Sayers	20-131	1/2/83	Walter Payton	26-109
12/7/80	Walter Payton	22-130	10/28/56	Perry Jeter	16-108
12/20/80	Walter Payton	29-130	11/11/56	John Hoffman	18-108
12/3/44	Hank Margarita	9-129	9/29/68	Gale Sayers	16-108
12/17/72	Bobby Douglass	14-127	11/9/80	Walter Payton	17-107
11/12/78	Walter Payton	23-127	10/25/81	Walter Payton	36-107
10/10/77	Walter Payton	24-126	10/9/66	Gale Sayers	18-106
11/30/69	Gale Sayers	20-126	11/25/45	George McAfee	5-105
9/2/79	Walter Payton	36-125	10/28/51	Kayo Dottley	17-105
11/26/33	Bronko Nagurski	18-124	9/15/68	Gale Sayers	15-105
10/21/56	Rick Casares	22-124	10/6/68	Gale Sayers	15-105
11/6/66	Gale Sayers	21-124	11/15/81	Walter Payton	22-105
11/27/80	Walter Payton	18-123	11/16/75	Walter Payton	23-105
10/1/78	Walter Payton	27-123	11/26/78	Walter Payton	27-105
10/16/77	Walter Payton	24-122	10/3/76	Walter Payton	18-104
9/17/50	George Gulyanics	26-121	12/26/82	Walter Payton	20-104
10/5/52	Kayo Dottley	24-121	11/18/56	Rick Casares	27-104
12/16/62	Joe Marconi	13-121	10/23/72	Jim Harrison	31-103
12/17/67	Gale Sayers	19-120	10/22/39	Joe Maniaci	15-102
10/15/39	Bill Osmanski	15-119	12/7/58	Rick Casares	22-102
11/12/50	Chuck Hunsinger	14-119	10/12/80	Walter Payton	23-102
12/5/65	Gale Sayers	16-118	12/4/77	Walter Payton	33-101
11/18/51	Kayo Dottley	17-117	10/10/34	Beattie Feathers	8-101
12/9/56	Rick Casares	25-117	11/29/42	Gary Famiglietti	12-101
11/26/67	Gale Sayers	18-117	10/21/74	Carl Garrett	23-101
10/15/72	Bobby Douglass	11-117	9/3/78	Walter Payton	26-101
11/4/45	Hank Margarita	16-116	10/19/80	Walter Payton	27-101
11/24/57	Rick Casares	28-116	11/20/49	John Hoffman	15-100
11/2/69	Gale Sayers	20-116	11/4/73	Bobby Douglas	19-100

**Games, (100+) Lifetime**

- 48 Walter Payton, 1975-82
- 20 Gale Sayers, 1965-71
- 13 Rick Casares, 1955-64
- 5 Beattie Feathers, 1934-37

**Consecutive Games, (100+)**

- 5 Walter Payton, 11/13/77-12/11/77
- 3 Beattie Feathers, 9/30/34-10/10/34
- Rick Casares, 10/7/56-10/21/56
- Gale Sayers, 11/28/65-12/12/65
- Gale Sayers, 12/10/67-9/15/68
- Gale Sayers, 10/26/69-11/9/69
- Walter Payton, 10/3/76-10/17/76
- Walter Payton, 9/2/79-9/16/79
- Walter Payton, 10/21/79-11/4/79
- Walter Payton, 10/6/80-10/19/80

**Games, (100+) Season**

- 10 Walter Payton, 1977
- 9 Walter Payton, 1979
- 8 Walter Payton, 1980
- 7 Rick Casares, 1956
- Walter Payton, 1976
- 6 Walter Payton, 1978
- 5 Beattie Feathers, 1934
- Gale Sayers, 1968

**Longest Run From Scrimmage**

- 86 Bill Osmanski, (TD) 10/15/39
- 85 Pete Stinchcomb, (TD) 11/20/21
- 82 Beattie Feathers, (TD) 10/10/34

**Consecutive Seasons, (1,000+)**

- 6 Walter Payton, 1976, 77, 78, 79, 80, 81

**Games, (200+) Season**

- 2 Walter Payton, 1977

**Games, (200+) Career**

- 2 Walter Payton, 1975-78

**Average Gain****Average Gain, Lifetime (250+)**

- 6.62 Bobby Douglass, 1969-75
- 5.77 Beattie Feathers, 1934-37
- 5.00 Gale Sayers, 1965-71

**Average Gain, Season (100+)**

- 9.94 Beattie Feathers, 1934
- 6.87 Bobby Douglass, 1972
- 6.20 Gale Sayers, 1968

**Average Gain, Game (10+)**

- 11.75 Joe Maniaci, 10/2/39
- 11.59 Gale Sayers, 12/18/66
- 11.18 Rick Casares, 12/16/56

**Touchdowns****Touchdowns, Lifetime**

- 72 Walter Payton, 1975-82
- 49 Rick Casares, 1955-64

39 Gale Sayers, 1965-71

26 Hugh Gallarneau, 1941-42, 45-47  
Willie Galimore, 1957-63

**Touchdowns, Season**

- 14 Gale Sayers, 1965
- Walter Payton, 1977
- Walter Payton, 1979
- 13 Walter Payton, 1976
- 12 Rick Casares, 1956
- 11 Johnny Lujack, 1950
- Walter Payton, 1978

**Touchdowns, Game**

- 4 Rick Casares, 10/28/56
- Rick Casares, 12/6/59
- Gale Sayers, 12/12/65
- Bobby Douglass, 11/4/73
- 3 5 Players Tied

**Consecutive Games, 1+ TDs**

- 7 Gale Sayers, 10/26/69-11/6/69
- Walter Payton, 10/3/76-11/14/76
- 6 Beattie Feathers, 9/30/34-10/28/34
- Johnny Lujack, 10/1/50-11/12/50
- Rick Casares, 11/1/59-12/6/59
- Gale Sayers, 11/14/65-12/19/65

**PASSING****Rating, Lifetime (400+ passes)**

- 75.0 Sid Luckman, 1939-50
- 73.4 Bill Wade, 1961-66
- 72.8 Rudy Bukich, 1958-59, 62-68

**Rating, Season (100+)**

- 107.8 Sid Luckman, 1943
- 95.5 Sid Luckman, 1941
- 93.7 Bill Wade, 1961

**Passes****Passes, Lifetime**

- 1,744 Sid Luckman, 1939-50
- 1,407 Bill Wade, 1961-66
- 1,246 Ed Brown, 1954-61

**Passes, Season**

- 436 Vince Evans, 1981
- 412 Bill Wade, 1962
- 385 Jack Concannon, 1970
- 362 George Blanda, 1953

**Passes, Game**

- 57 Bill Wade, 10/25/64
- 52 Johnny Lujack, 10/23/49
- 50 Jack Concannon, 12/20/70

**Completions****Completions, Lifetime**

- 904 Sid Luckman, 1939-50
- 767 Bill Wade, 1961-66
- 607 Ed Brown, 1954-61

## 300-Yard Passing Games

12/11/49 Johnny Lujack	39-24-468	10/29/50 Johnny Lujack	39-20-331
11/18/62 Bill Wade	46-28-466	10/8/61 Bill Wade	25-13-330
11/14/43 Sid Luckman	32-21-433	11/25/62 Bill Wade	32-23-328
10/17/54 George Blanda	47-21-359	10/11/59 Ed Brown	29-14-323
10/14/62 Bill Wade	34-18-356	11/19/61 Bill Wade	34-18-323
12/17/61 Bill Wade	34-23-355	10/25/64 Bill Wade	57-33-321
12/12/65 Rudy Bukich	32-16-347	10/23/49 Johnny Lujack	52-29-319
10/19/47 Sid Luckman	26-18-342	10/21/62 Bill Wade	26-13-318
9/20/64 Bill Wade	31-23-341	12/7/80 Vince Evans	22-18-316
10/24/54 George Blanda	46-28-338	10/12/47 Sid Luckman	25-14-314
12/13/70 Jack Concannon	34-21-338	10/4/81 Vince Evans	26-43-307
11/19/67 Jack Concannon	24-11-336	12/13/53 George Blanda	37-20-306
10/25/53 George Blanda	47-23-334	12/6/69 Virg Carter	49-31-301
10/9/60 Ed Brown	21-13-333		

### Completions, Season

225	Bill Wade, 1962
195	Vince Evans, 1981
194	Jack Concannon, 1970
192	Bill Wade, 1963

### Completions, Game

33	Bill Wade, 10/25/64
31	Virgil Carter, 12/6/69
29	Johnny Lujack, 10/23/49

### Completion Percentage

#### Completion Percentage, Lifetime (250+ comp.)

54.5	Bill Wade 1961-66, 767 of 1,407
54.0	Rudy Bukich, 1958-59, 62-68, 474 of 878
51.8	Sid Luckman, 1939-50, 904 of 1,744

#### Completion Percentage, Season (60+)

61.9	Rudy Bukich, 1964, 99 of 160
57.1	Sid Luckman, 1941, 68 of 119
	Ed Brown, 1956, 96 of 168
	Jim McMahon, 1982, 120 of 210

#### Completion Percentage, Games (10+)

86.7	Bob Williams, 10/12/52, 13 of 15
83.3	Gene Ronzani, 10/22/44, 10 of 12
	Ed Brown, 11/20/55, 15 of 18
	Bill Wade, 11/8/64, 10 of 12

### Yards Passing

#### Yards Passing, Lifetime

14,686	Sid Luckman, 1939-50
9,958	Bill Wade, 1961-66
9,698	Ed Brown, 1954-61

#### Yards Passing, Season

3,172	Bill Wade, 1962
2,712	Sid Luckman, 1947
2,658	Johnny Lujack, 1949

#### Games, 300+ Yards, Lifetime

9	Bill Wade, 1961-66
4	George Blanda, 1949-58

### Consecutive Games, 300+

2	Sid Luckman, 10/12/47-10/19/47
	George Blanda, 10/17/54-10/24/54
	Bill Wade, 10/14/62-10/21/62
	Bill Wade, 11/18/62-11/25/62

### Games, 300+ Yards, Season

4	Bill Wade, 1962
3	Bill Wade, 1961
2	4 Players Tied

### Yards Passing, Game

468	Johnny Lujack, 12/11/49
466	Bill Wade, 11/18/62
433	Sid Luckman, 11/14/43

### Longest Pass Completion

98	Bill Wade (to John Farrington), (TD) 10/8/61
93	Jack Concannon (To Dick Gordon), (TD) 11/19/67
91	Ed Brown (to Willard Dewveall), (TD) 10/16/60

### Touchdown Passes

#### Touchdown Passes, Lifetime

137	Sid Luckman, 1939-50
68	Bill Wade, 1961-66
63	Ed Brown, 1954-61

#### Touchdown Passes, Season

28	Sid Luckman, 1943
24	Sid Luckman, 1947
23	Johnny Lujack, 1949

#### Touchdown Passes, Game

7	Sid Luckman, 11/14/43
6	Johnny Lujack, 12/11/49
5	Ray Burvid, 12/5/37

### Consecutive Games, 1+ TD Pass

19	Sid Luckman, 11/22/42-11/26/44
14	Sid Luckman, 10/12/47-10/17/48



## Passes Had Intercepted

### Passes Had Intercepted, Lifetime

132	Sid Luckman, 1939-50
88	Ed Brown, 1954-61
70	George Blanda, 1949-58

### Passes Had Intercepted, Season

31	Sid Luckman, 1947
24	Bill Wade, 1962

### Passes Had Intercepted, Game

7	Edmund (Zeke) Bratkowski, 10/2/60
5	7 Players Tied

### Passes (none intercepted), Game

46	Bill Wade, 10/11/64
39	Vince Evans, 10/25/81
38	Bill Wade, 10/4/64

## Percentage Intercepted

### Lowest Percentage, Lifetime (400+ passes)

4.69	Bill Wade, 1961-66 (66 int.; 1,407 att.)
5.13	Rudy Bukich, 1958-59, 62-68 (45 int.; 878 att.)
5.38	Vince Evans, 1977-81 (42 int.; 780 att.)
5.47	Jack Concannon, 1967-71 (52 int.; 951 att.)

### Lowest Percentage, Season (100+)

2.88	Rudy Bukich, 1965 (9 int.; 312 att.)
3.13	Mike Phipps 1979 (8 int.; 255 att.)
3.33	Jim McMahon, 1982 (7 int.; 210 att.)
3.37	Bill Wade, 1963 (12 int.; 356 att.)

## Average Gain Per Attempt

### Average Gain, Lifetime (400+ passes)

8.42	Sid Luckman, 1939-50
8.23	Bernie Masterson, 1934-40
7.79	Johnny Lujack, 1948-51

### Average Gain, Season (100+)

10.86	Sid Luckman, 1943
9.924	Sid Luckman, 1941
9.923	Ed Brown, 1956

### Average Gain, Game (10+)

17.09	Charlie O'Rourke, 11/22/42
16.88	Sid Luckman, 10/5/41
16.67	Gene Ronzani, 10/22/44

## PASS RECEIVING

### Pass Receptions, Lifetime

356	Johnny Morris, 1958-67
316	Mike Ditka, 1961-66
275	Walter Payton, 1975-82
238	Dick Gordon, 1965-71

### Pass Receptions, Season

93	Johnny Morris, 1964
75	Mike Ditka, 1964

### Pass Receptions, Game

14	Jim Keane, 10/23/49
13	Mike Ditka, 10/25/64

### Consecutive Games, 1+

49	Mike Ditka, 12/3/61-10/10/65
30	Johnny Morris, 12/15/63-9/11/66

## Yards Gained

### Yards Gained, Lifetime

5,059	Johnny Morris, 1958-67
4,616	Harlon Hill, 1954-61

### Seasons, 1,000+ Yards

2	Harlon Hill, 1954, 56
1	3 Players Tied

### Yards Gained, Season

1,200	Johnny Morris, 1964
1,128	Harlon Hill, 1956
1,124	Harlon Hill, 1954

### Games 100+ Yards, Lifetime

19	Harlon Hill, 1954-61
15	Johnny Morris, 1958-67
14	Mike Ditka, 1961-66

### Consecutive Games, 100+

3	Harlon Hill, 11/11/56-11/25/56
2	7 Players Tied

### Games, 100+ Yards, Season

7	Harlon Hill, 1954
6	Harlon Hill, 1956
	Johnny Morris, 1964

### Yards Gained, Game

214	Harlon Hill, 10/31/54
201	Johnny Morris, 11/18/62
198	Harlon Hill, 10/21/56

## 150-Yard Pass Receiving Games

10/31/54	Harlon Hill	7-214	12/15/63	Johnny Morris	8-171
11/18/62	Johnny Morris	10-201	10/25/64	Mike Ditka	13-168
10/21/56	Harlon Hill	9-198	10/25/53	Jim Dooley	6-164
11/25/56	Harlon Hill	7-195	11/20/60	Willard Dewveall	6-163
10/23/49	Jim Keane	14-193	12/14/47	Jim Keane	7-161
11/12/61	Mike Ditka	9-190	11/15/70	Dick Gordon	5-158
11/8/64	Johnny Morris	10-183	12/7/47	George McAtee	9-157
11/19/67	Dick Gordon	4-178	12/9/62	Mike Ditka	6-155
10/29/50	Ken Kavanaugh	8-177	10/30/55	Harlon Hill	8-151
10/19/81	Marcus Anderson	6-176	12/16/51	Gene Schroeder	4-150
12/11/49	John Hoffman	8-174			

### Longest Pass Reception

- 98 John Farrington (from Bill Wade),  
(TD) 10/8/61
- 93 Dick Gordon (from Jack Concannon),  
(TD) 11/19/67
- 91 Willard Dewveall (from Ed Brown)  
(TD) 10/16/60

### Average Gain

#### Average Gain, Lifetime (75+ rec.)

- 22.38 Ken Kavanaugh, 1940-41, 45-50
- 21.67 Ray (Scooter) McLean, 1940-47

#### Average Gain, Season (30+)

- 25.56 Ken Kavanaugh, 1947
- 24.98 Harlon Hill, 1954

#### Average Gain, Game (4+)

- 44.75 Dick Gordon, 11/19/67
- 37.50 Gene Schroeder, 12/16/51

### Touchdowns

#### Touchdowns, Lifetime

- 50 Ken Kavanaugh, 1940-41, 45-50
- 40 Harlon Hill, 1954-61

#### Touchdowns, Season

- 13 Ken Kavanaugh, 1947
- Dick Gordon, 1970
- 12 Harlon Hill, 1954
- Mike Ditka, 1961

#### Touchdowns, Game

- 4 Harlon Hill, 10/31/54
- Mike Ditka, 10/13/63
- 3 6 Players Tied

#### Consecutive Games, 1+ TD

- 7 Ken Kavanaugh, 11/2/47-12/14/47
- 5 Mike Ditka, 10/22/61-11/19/61

### INTERCEPTIONS BY

#### Interceptions By, Lifetime

- 37 Richie Petitbon, 1959-68
- 27 Bennie McRae, 1962-70
- 26 Dave Whitsell, 1961-66

#### Interception By, Season

- 9 Roosevelt Taylor, 1963
- 8 Clyde (Bulldog) Turner, 1942
- Johnny Lujack, 1948
- Richie Petitbon, 1963

#### Interceptions By, Game

- 3 Hank Margarita, 11/11/45
- Johnny Lujack, 9/26/48
- Richie Petitbon, 9/24/67
- Curtiss Gentry, 11/19/67
- Ross Brupbacher, 12/12/76

### Consecutive Games, 1+

- 4 Clyde (Bulldog) Turner, 9/27/42-10/18/42
- S. J. Whitman, 12/13/53-10/10/54
- Ken Gorgal, 10/9/55-10/30/55
- Erich Barnes, 10/12/58-11/2/58
- Richie Petitbon, 12/10/61-9/23/62
- Charlie Ford, 10/28/73-11/18/73

### Yards Returned

#### Yards Returned, Lifetime

- 643 Richie Petitbon, 1959-68
- 485 Bennie McRae, 1962-70
- 414 Roosevelt Taylor, 1961-69

#### Yards Returned, Season

- 212 Richie Petitbon, 1962
- 182 J. C. Caroline, 1956
- 172 Don Kindt, 1953
- Roosevelt Taylor, 1963

#### Yards Returned, Game

- 101 Richie Petitbon, 12/9/62
- 96 Clyde (Bulldog) Turner, 10/26/47
- Roosevelt Taylor, 10/20/68
- 89 Bennie McRae, 10/24/65

### Longest Interception Return

- 101 Richie Petitbon, (TD) 12/9/62
- 96 Clyde (Bulldog) Turner, (TD) 10/26/47
- Roosevelt Taylor, (TD) 10/20/68
- 92 Todd Bell, (TD) 11/22/81

### Touchdowns

#### Touchdowns, Lifetime

- 4 Bennie McRae, 1962-70
- 3 Richie Petitbon, 1959-68
- Roosevelt Taylor, 1961-69

#### Touchdowns, Season

- 2 Jerry Weatherly, 1950
- J. C. Caroline, 1956
- Bennie McRae, 1967

#### Touchdowns, Game

- 1 By many players. Last:  
Otis Wilson, 1/2/83

### PUNTING Punts

#### Punts, Lifetime

- 833 Bobby Joe Green, 1962-73
- 805 Bob Parsons, 1972-82
- 343 Ed Brown, 1954-61
- 243 Fred (Curley) Morrison, 1950-53

#### Punts, Season

- 114 Bob Parsons, 1981 (NFL)
- 99 Bob Parsons, 1976
- 96 Bob Parsons, 1978
- 93 Bob Parsons, 1975

## **Punts, Game**

- 14 Keith Molesworth, 12/10/33
- 11 Ed Brown, 11/29/59
- Bobby Joe Green, 12/2/73
- Bob Parsons, 12/12/76
- Bob Parsons, 11/22/81

## **Yards Punting**

### **Yards Punting, Lifetime**

- 35,057 Bobby Joe Green, 1962-73
- 31,264 Bob Parsons, 1972-82
- 13,912 Ed Brown, 1954-61
- 10,170 Fred (Curley) Morrison, 1950-53

### **Yards Punting, Season**

- 4,531 Bob Parsons, 1981
- 3,726 Bob Parsons, 1976
- 3,625 Bob Parsons, 1975

### **Yards Punting, Game**

- 517 Keith Molesworth, 12/10/33
- 476 Bob Parsons, 11/6/77
- 471 George Gulyanics, 11/14/48
- 441 Bob Parsons, 10/5/75

### **Longest Punt**

- 94 Joe Lintzenich, 11/16/31
- 81 Bob Parsons, 12/4/82
- 79 George McAfee, 11/17/40
- 78 Sid Luckman, 10/31/43

## **Average**

### **Average, Lifetime (75+ punts)**

- 44.53 George Gulyanics, 1947-52
- 42.09 Bobby Joe Green, 1962-73
- 41.85 Fred (Curley) Morrison, 1950-53

### **Average, Season (30+ punts)**

- 46.47 Bobby Joe Green, 1963
- 44.52 Bobby Joe Green, 1964
- 44.22 George Gulyanics, 1948

### **Average, Game (4+ punts)**

- 57.25 Fred (Curley) Morrison, 11/16/52
- 53.40 Ed Brown, 10/30/60
- 52.43 Bobby Joe Green, 12/1/63

## **Punts Had Blocked**

### **Punts Had Blocked, Lifetime**

- 5 Ed Brown, 1954-61
- Bob Parsons, 1972-82
- 4 Fred (Curley) Morrison, 1950-53

### **Punts Had Blocked, Season**

- 2 Fred (Curley) Morrison, 1953
- Ed Brown, 1960
- Jon Kilgore, 1968
- Bob Parsons, 1977

### **Punts Had Blocked, Game**

- 2 Jon Kilgore, 12/8/68

- 1 By many players. Last:  
Bob Parsons, 11/11/79

## **PUNT RETURNS**

### **Punt Returns, Lifetime**

- 112 George McAfee, 1940-41, 45-50
- 104 Johnny Morris, 1958-67
- 103 Steve Schubert, 1975-79

### **Punt Returns, Season**

- 43 Jeff Fisher, 1981
- 42 Virgil Livers, 1975

### **Punt Returns, Game**

- 7 George McAfee, 10/15/50
- Ron Smith, 10/15/72
- Steve Schubert, 12/4/77
- 6 6 Players Tied

## **Fair Catches**

### **Fair Catches, Lifetime**

- 47 Steve Schubert, 1975-79
- 32 Gale Sayers, 1965-71
- 24 Cecil Turner, 1968-73

### **Fair Catches, Season**

- 21 Steve Schubert, 1978
- 20 Jeff Fisher, 1981
- 17 Cecil Turner, 1968

### **Fair Catches, Game**

- 4 Cecil Turner, 10/28/68
- Steve Schubert, vs. G.B., 10/8/78
- Steve Schubert, vs. G.B., 12/10/78
- 3 7 Players Tied

## **Yards Returned**

### **Yards Returned, Lifetime**

- 1,431 George McAfee, 1940-41, 45-50
- 893 Johnny Morris, 1958-67
- 866 Steve Schubert, 1975-79

### **Yards Returned, Season**

- 509 Jeff Fisher, 1981
- 456 Virgil Livers, 1975
- 417 George McAfee, 1948

### **Yards Returned, Game**

- 134 Gale Sayers, 12/12/65
- 108 George McAfee, 10/10/48
- 102 Ray (Scooter) McLean, 10/11/42

### **Longest Punt Return**

- 89 Ray (Scooter) McLean, (TD) 10/11/42
- 88 Jeff Fisher, (TD) 9/20/81
- 85 Gale Sayers, (TD) 12/12/65

## **Average Return**

### **Average Return, Lifetime (25+)**

- 14.81 Ray (Scooter) McLean, 1940-47
- 14.48 Gale Sayers, 1965-71

**Average Return, Season (1+ Per Game)**

15.80 Harry Clark, 1943

14.88 Gale Sayers, 1965

**Highest Average Return, Game (3+)**

36.00 George McAfee, 10/10/48

34.00 Ray (Scooter) McLean, 10/11/42

26.80 Gale Sayers, 12/12/65

**Touchdowns****Touchdowns, Lifetime**

3 Ray (Scooter) McLean, 1940-47

Steve Schubert, 1975-79

2 George McAfee, 1940-41, 45-50

Gale Sayers, 1965-71

Steve Schubert, 1975-78

**Touchdowns, Season**

1 By many players.

**Touchdowns, Game**

1 By many players. Last:

Jeff Fisher, vs T.B., 9/20/81

**KICKOFF RETURNS****Kickoff Returns, Lifetime**

108 Cecil Turner, 1968-73

91 Gale Sayers, 1965-71

85 Ron Smith, 1965, 70-72

**Kickoff Returns, Season**

31 Cecil Turner, 1971

30 Ron Smith, 1972

**Kickoff Returns, Game**

8 Brian Baschnagel, 11/6/77

6 Charlie Sumner, 11/27/55

Ron Smith 11/19/72

Brian Baschnagel, 11/13/77

5 9 Players Tied

**Yards Returned****Yards Returned, Lifetime**

2,781 Gale Sayers, 1965-71

2,616 Cecil Turner, 1968-73

2,263 Ron Smith, 1965, 70-72

**Yards Returned, Season**

924 Ron Smith, 1972

754 Brian Baschnagel, 1976

752 Cecil Turner, 1970

718 Gale Sayers, 1966

**Yards Returned, Game**

208 Ron Smith, 11/19/72

185 Brian Baschnagel, 11/6/77

178 Ron Smith, 12/17/72

170 Gale Sayers, 10/17/65

**Longest Kickoff Return**

103 Gale Sayers, (TD) 9/17/67

100 Don Bingham, (TD) 11/18/56

99 Willie Galimore, (TD) 10/4/58

**Average Return****Average Return, Lifetime (25+)**

30.56 Gale Sayers, 1965-71

26.62 Ron Smith, 1965, 70-72

25.58 Willie Galimore, 1957-63

24.87 Len Walterscheid, 1977-79

**Average Return, Season (1+ per game)**

37.69 Gale Sayers, 1967

32.70 Cecil Turner, 1970

31.71 Walter Payton, 1975

**Average Return, Game (3+)**

52.00 Cecil Turner, 9/19/70

48.67 Dick Gordon, 9/16/66

48.33 Gale Sayers, 12/3/67

**Touchdowns****Touchdowns, Lifetime**

6 Gale Sayers, 1965-71

4 Cecil Turner, 1968-73

**Touchdowns, Season**

4 Cecil Turner, 1970

3 Gale Sayers, 1967

2 Gale Sayers, 1966

**Touchdowns, Game**

1 By many players. Last:

Dave Williams, vs. Det., 11/27/80

**FUMBLES****Fumbles, Lifetime**

35 Rick Casares, 1955-64

34 Willie Galimore, 1957-63

Gale Sayers, 1965-71

28 Bobby Douglass, 1969-75

**Fumbles, Season**

14 Gary Huff, 1974

13 Carl Garrett, 1973

12 Chick Jagade, 1954

Rudy Bukich, 1965

**Fumbles, Game**

4 Hugh Gallarneau, 12/1/46

Rudy Bukich, 12/5/65

3 9 Players Tied

**Total Fumbles Recovered****Fumbles Recovered, Lifetime**

27 Dick Butkus, 1965-73 (2-own, 25-opp)

21 Joe Fortunato, 1955-66 (21-opp)

17 Bill George, 1952-65 (1-own, 16-opp)

### **Fumbles Recovered, Season**

- 7 Dick Butkus, 1965 (1-own, 6-opp)
- Gary Huff, 1974 (7-own)
- 6 Don Kindt, 1947 (3-own, 3-opp)
- Jack Concannon, 1970 (6-own)

### **Fumbles Recovered, Game**

- 3 Gary Huff, (3-own) 9/15/74
- Virgil Livers, (3-own) 10/5/75
- 2 By many players.

## **Own Fumbles Recovered**

### **Own Fumbles Recovered, Lifetime**

- 13 Gale Sayers, 1965-71
- 10 Ed Brown, 1954-61
- 9 Johnny Morris, 1958-67
- Ron Bull, 1962-70

### **Own Fumbles Recovered, Season**

- 7 Gary Huff, 1974
- Jack Concannon, 1970
- 5 Bobby Douglass, 1972

### **Own Fumbles Recovered, Game**

- 3 Gary Huff, 9/15/74
- Virgil Livers, 10/5/75

## **Opponents' Fumbles Recovered**

### **Opponents' Fumbles Recovered, Lifetime**

- 25 Dick Butkus, 1965-73
- 21 Joe Fortunato, 1955-66
- 16 Bill George, 1952-65

### **Opponents' Fumbles Recovered, Season**

- 6 Dick Butkus, 1965
- 5 Ed O'Bradovich, 1962
- 4 7 Players Tied

### **Opponents' Fumbles Recovered, Game**

- 2 By many players. Last:
- Al Harris, 11/8/81

## **Yards Returned (Total Fumbles)**

### **Yards Returned, Lifetime**

- 128 Charlie Sumner, 1955, 58-60 (128-opp)
- 111 Ed Sprinkle, 1944-55 (1-own, 110-opp)
- 84 Larry Brink, 1954 (84-opp)

### **Yards Returned, Season**

- 101 Charlie Sumner, 1958 (101-opp)
- 84 Larry Brink, 1954 (84-opp)
- 62 Bill Garrett, 1950 (62-opp)

### **Yards Returned, Game**

- 86 Charlie Sumner, 12/7/58
- 84 Larry Brink, 11/28/54
- 62 Bill Garrett, 11/5/50

## **Yards Returned (Own Fumbles)**

### **Yards Returned, Lifetime**

- 36 John Adams, 1959-62
- 24 Ike Hill, 1973-74
- 22 Ron Bull, 1962-70

### **Yards Returned, Season**

- 36 John Adams, 1961
- 24 Ike Hill, 1973
- 21 Ron Bull, 1962

### **Yards Returned, Game**

- 36 John Adams, 11/19/61
- 24 Ike Hill, 11/12/73
- 21 Ron Bull, 11/4/62

### **Longest Return, Own Fumble**

- 36 John Adams, 11/19/61
- 24 Ike Hill, 11/12/73
- 21 Ron Bull, 11/4/62

## **Yards Returned (Opponents' Fumbles)**

### **Yards Returned, Lifetime**

- 128 Charlie Sumner, 1955, 58-60
- 110 Ed Sprinkle, 1944-55
- 84 Larry Brink, 1954

### **Yards Returned, Season**

- 101 Charlie Sumner, 1958
- 84 Larry Brink, 1954
- 62 Bill Garrett, 1950

### **Yards Returned, Game**

- 86 Charlie Sumner, 12/7/58
- 84 Larry Brink, 11/28/54
- 62 Bill Garrett, 11/5/50

### **Longest Return (Opponents' Fumble)**

- 98 George Halas, (TD) 11/4/23
- 86 Charlie Sumner, (TD) 12/7/58
- 84 Larry Brink, (TD) 11/28/54

## **Touchdowns (Total Fumbles)**

### **Touchdowns, Lifetime**

- 2 Fred Evans, 1948 (2-opp)
- Ken Kavanaugh, 1940-41, 45-50 (2-own)
- Ed Sprinkle, 1944-55 (2-opp)
- Mike Ditka, 1961-66 (2-own)

### **Touchdowns, Season**

- 2 Fred Evans, 1948 (2-opp)

### **Touchdowns, Game**

- 2 Fred Evans, (2-opp) 11/28/48
- 1 By many players. Last:
- Alan Page (opp) 12/14/80

## **Touchdowns (Own Fumbles)**

### **Touchdowns, Lifetime**

- 2 Ken Kavanaugh, 1940-41, 45-50
- Mike Ditka, 1961-66

**Touchdowns, Season**

- 1 By many players

**Touchdowns, Game**

- 1 By many players. Last:  
Johnny Musso, 11/31/76

### Touchdowns (Opponents' Fumbles)

**Touchdowns, Lifetime**

- 2 Fred Evans, 1948  
Ed Sprinkle, 1944-55

**Touchdowns, Season**

- 2 Fred Evans, 1948

**Touchdowns, Game**

- 2 Fred Evans, 11/28/48
- 1 By many players. Last:  
Alan Page, 12/14/80

## TAKEAWAYS

(Interceptions and Opponents' Fumbles Recovered)

**Takeaways, Lifetime**

- 47 Dick Butkus, 1965-73  
(22-int, 25-opp fum rec)
- 44 Richie Petitbon, 1959-68  
(37-int, 7-opp fum rec)
- 37 Joe Fortunato, 1955-66  
(16-int, 21-opp fum rec)

**Takeaways, Season**

- 12 Roosevelt Taylor, 1963  
(9-int, 3-opp fum rec)
- 11 Dick Butkus, 1965  
(5-int, 6-opp fum rec)
- 10 Richie Petitbon, 1963  
(8-int, 2-opp fum rec)  
Ross Brupbacher, 1977  
(7-int, 3-opp fum rec)

**Takeaways, Game**

- 4 Bill George, (2-int, 2-opp fum rec)  
12/3/61
- 3 9 Players Tied

## COMBINED NET YARDS GAINED

(Includes Attempts and Yards Gained on Rushes, Pass Receptions and Returns of Interceptions, Punts, Kickoffs and Fumbles)

**Attempts****Attempts, Lifetime**

- 2,644 Walter Payton, 1975-82
- 1,579 Rick Casares, 1955-64
- 1,234 Gale Sayers, 1965-71
- 977 Ron Bull, 1962-70

**Attempts, Season**

- 400 Walter Payton, 1979
- 383 Walter Payton, 1978
- 380 Walter Payton, 1981
- 373 Walter Payton, 1977
- 363 Walter Payton, 1980
- 327 Walter Payton, 1976

**Attempts, Game**

- 41 Walter Payton, 11/20/77  
Walter Payton, 10/7/79
- 40 Walter Payton, 11/26/81
- 39 Walter Payton, 10/25/81
- 37 Walter Payton, 11/7/76
- 34 Walter Payton, 11/13/77  
Walter Payton, 12/11/77

## Yards Gained

**Yards Gained, Lifetime**

- 13,224 Walter Payton, 1975-82
- 9,435 Gale Sayers, 1965-71
- 8,276 Johnny Morris, 1958-67
- 7,308 Rick Casares, 1955-64

**Yards Gained, Season**

- 2,440 Gale Sayers, 1966
- 2,272 Gale Sayers, 1965
- 2,216 Walter Payton, 1977
- 1,923 Walter Payton, 1979
- 1,875 Walter Payton, 1978

**Yards Gained, Game**

- 339 Gale Sayers, vs. Minn., 12/18/66
- 336 Gale Sayers, vs. S.F., 12/12/65
- 300 Walter Payton, vs. N.O., 12/21/75

## Team Records

### OFFENSE WON-LOST

**+ Winning Percentage, Season**

- 1,000 1934 (13 games) 13-0
- 1942 (11 games) 11-0

**- Winning Percentage, Season**

- .071 1969 (14 games) 1-13

**Consecutive Games Won**

- 17 Nov. 26, 1933-Dec. 2, 1934
- 16 Nov. 9, 1941-Dec. 6, 1942

**Consecutive Games Without Losing**

- 24 Nov. 9, 1941-Nov. 14, 1943

**Consecutive Games Lost**

- 8 Dec. 15, 1968-Nov. 2, 1969  
Sept. 25-Nov. 12, 1978

**Consecutive Games Without Winning**

10 Nov. 23, 1929-Sept. 28, 1930

**SCORING****Most Points, Season**

409 1965 (14 games)

396 1941 (11 games)

**Fewest Points, Season**

133 1933 (13 games)

141 1982 (9 games)

**Most Points, Game**

61 vs. S.F., Dec. 12, 1965

vs. G.B., Dec. 7, 1980

**Touchdowns****Most Touchdowns, Season**

56 1941 (11 games)

54 1965 (14 games)

**Fewest Touchdowns, Season**

16 1933 (13 games)

16 1982 (9 games)

**Most Touchdowns, Game**

9 vs. S.F., Dec. 12, 1965

vs. G.B., Dec. 7, 1980

**Extra Points****Most Extra Points, Season**

52 1965 (14 games)

51 1948 (12 games)

**Fewest Extra Points, Season**

15 1933 (13 games)

16 1932 (14 games)

16 1982 (9 games)

**Extra Points Missed, Season**

11 1939 (11 games)

1941 (11 games)

**Extra Points (no misses), Season**

37 1955 (12 games)

**Extra Points, Game**

8 vs. N.Y., Nov. 14, 1943

vs. Wash., Oct. 26, 1947

**Extra Points Missed, Game**

3 vs. Phil., Oct. 13, 1935 (3/6)

vs. N.Y., Nov. 8, 1936 (1/4)

vs. Pitt., Oct. 2, 1939 (2/5)

vs. Chi., Cards., Oct. 12, 1941 (5/8)

vs. Clev., Nov. 9, 1941 (1/4)

**Field Goals****+ Field Goals, Season**

25 1968 (14 games)

**- Field Goals, Season**

0 1944 (10 games)

1947 (12 games)

Since 1961:

8 1969 (14 games)

**Field Goals, Game**

5 vs. Det., Dec. 3, 1961

vs. Phil., Oct. 20, 1968

**Field Goals Attempted, Season**

36 1968 (14 games)

**Fewest Attempted, Season**

0 1944 (10 games)

Since 1961:

13 1974 (14 games)

**Field Goals Attempted, Game**

7 vs. G.B., Nov. 17, 1963

**Safeties****Most Safeties, Season**

2 1933 (13 games)

1938 (11 games)

1952 (12 games)

1969 (14 games)

1976 (14 games)

**Most Safeties, Game**

2 vs. Pit., Nov. 9, 1969

**FIRST DOWNS****+ First Downs, Season**

286 1980 (16 games)

278 1981 (16 games)

263 1947 (12 games)

262 1978 (16 games)

1979 (16 games)

257 1963 (14 games)

1965 (14 games)

**- First Downs, Season**

114 1937 (11 games)

115 1933 (13 games)

Since 1961:

133 1982 (9 games)

175 1967 (14 games)

**+ First Downs, Game**

33 vs. G.B. Packers, Dec. 7, 1980

30 vs. N.Y. Yanks, Dec. 9, 1951

**- First Downs, Game**

2 vs. G.B. Packers, Dec. 10, 1933

**Rushing****+ First Downs Rushing, Season**

141 1950 (12 games)

1951 (12 games)

**- First Downs Rushing, Season**

55 1970 (14 games)

**+ First Downs Rushing, Game**

19 vs. G.B., Nov. 6, 1955

vs. G.B. Oct. 30, 1977



- **First Downs Rushing, Game**  
0 vs. Chi. Cards, Oct. 14, 1945  
vs. Balt., Oct. 5, 1957

## Passing

- + **First Downs Passing, Season**  
144 1954 (12 games)  
141 1964 (14 games)
- **First Downs Passing, Season**  
41 1940 (11 games)  
48 1942 (11 games)  
54 1972 (14 games)
- + **First Downs Passing, Game**  
21 vs. Dall., Nov. 18, 1962
- **First Downs Passing, Game**  
0 vs. G.B., Nov. 7, 1937  
vs. G.B., Sept. 28, 1941

## By Penalty

- + **First Downs By Penalty, Season**  
32 1963 (14 games)
- **First Downs By Penalty, Season**  
5 1939 (11 games)  
Since 1961:  
12 1972 (14 games)  
1977 (14 games)

- First Downs By Penalty, Game**  
9 vs. Clev., Nov. 25, 1951

## NET YARDS GAINED (RUSHING & PASSING)

- + **Yards Gained, Season**  
5,053 1947 (12 games)  
4,897 1965 (14 games)
- **Yards Gained, Season**  
2,641 1937 (11 games)  
Since 1961:  
3,129 1973 (14 games)  
2,499 1982 (9 games)
- + **Yards Gained, Game**  
682 vs. N.Y. Giants, Nov. 14, 1943
- **Yards Gained, Game**  
24 vs. Det., Nov. 22, 1981

## RUSHING

### Attempts

- Most Attempts, Season**  
634 1978 (16 games)
- Fewest Attempts, Season**  
275 1982 (9 games)  
353 1954 (12 games)  
1970 (14 games)

### Most Attempts, Game

- 72 vs. Brk., Oct. 20, 1935

### Fewest Attempts, Game

- 14 vs. Minn., Dec. 13, 1964

## Yards Gained

### Most Yards Gained, Season

- 2,847 1934 (13 games)

### Fewest Yards Gained, Season

- 992 1982 (9 games)  
1,092 1970 (14 games)

### Most Yards Gained, Game

- 408 vs. Brk., Oct. 20, 1935

### Fewest yards Gained, Game

- 1 vs. L.A., Oct. 26, 1952

## Average Gain

### Highest Average Gain, Season

- 5.19 1934 (13 games)  
4.75 1968 (14 games)

### Lowest Average Gain, Season

- 3.08 1953 (12 games)  
3.09 1970 (14 games)

### Highest Average Gain, Game

- 13.75 vs. Cin., Sept. 30, 1934

### Lowest Average Gain, Game

- 0.03 vs. L.A., Oct. 26, 1952

## Touchdowns

### Most Touchdowns, Season

- 30 1941 (11 games)  
27 1965 (14 games)

### Fewest Touchdowns, Season

- 3 1933 (13 games)  
1970 (14 games)

### Most Touchdowns, Game

- 6 vs. Det. Oct. 19, 1941

## PASSING

### Passes

### Most Passes, Season

- 494 1964 (14 games)

### Fewest Passes, Season

- 147 1937 (11 games)  
Since 1961:  
205 1972 (14 games)

### Most Passes, Game

- 59 vs. N.Y. Giants, Oct. 23, 1949

### Fewest Passes, Game

- 4 vs. Det., Oct. 15, 1967

## Completions

### Most Completions, Season

- 282 1964 (14 games)

### **Fewest Completions, Season**

- 56 1937 (11 games)  
Since 1961:
- 78 1972 (14 games)

### **Most Completions, Game**

- 34 vs. N.Y. Giants, Oct. 23, 1949

### **Fewest Completions, Game**

- 1 vs. G.B., Oct. 27, 1935
- vs. Det., Nov. 25, 1937
- vs. G.B., Sept. 18, 1938
- vs. G.B., Sept. 28, 1941
- vs. Phil., Dec. 10, 1972

## **Completion Percentage**

### **Highest Percentage, Season**

- 57.1 1964 (14 games), 282 of 494

### **Lowest Percentage, Season**

- 29.7 1934 (13 games), 57 of 192

### **Highest Percentage, Game (10+ comp.)**

- 83.3 vs. G.B., Dec. 7, 1980, 20 of 24

### **Lowest Percentage, Game (10+ passes)**

- 11.7 vs. Den., Dec. 12, 1976, 2 of 17

## **Yards Passing (Net Since 1952)**

### **Most Yards Passing, Season**

- 3,104 1954 (12 games)

### **Fewest Yards Passing, Season**

- 955 1934 (13 games)
- 1,108 1972 (14 games)

### **Most Yards Passing, Game**

- 488 vs. N.Y. Giants, Nov. 14, 1943

### **Fewest Yards Passing, Game**

- 16 vs. Hous., Nov. 6, 1977

## **Times Sacked**

### **Most Times Sacked, Season**

- 55 1969 (14 games)

### **Fewest Times Sacked, Season**

- 20 1963 (14 games)

### **Most Times Sacked, Game**

- 9 vs. Minn., Nov. 2, 1969
- vs. Den., Dec. 5, 1971

## **Yards Lost Attempting To Pass**

### **+ Yards Lost, Season**

- 439 1969 (14 games)

### **- Yards Lost, Season**

- 109 1947 (12 games)
- 175 1972 (14 games)

### **+ Yards Lost, Game**

- 70 vs. Den., Dec. 5, 1971

## **Touchdown Passes**

### **+ Touchdown Passes, Season**

- 29 1947 (12 games)

### **- Touchdown Passes, Season**

- 5 1950 (12 games)

### **+ Touchdown Passes, Game**

- 7 vs. N.Y., Nov. 14, 1943

## **Passes Had Intercepted**

### **+ Passes Had Intercepted, Season**

- 35 1947 (12 games)
- 1954 (12 games)

### **- Passes Had Intercepted, Season**

- 11 1941 (11 games)
- 11 1982 (9 games)
- 12 1945 (10 games)
- 1965 (14 games)

### **+ Passes Had Intercepted, Game**

- 8 vs. Det., Sept. 22, 1968

## **Percentage, Intercepted**

### **+ Percentage, Intercepted, Season**

- 14.95 1942 (11 games)

### **- Percentage, Intercepted, Season**

- 3.32 1965 (14 games)

## **Average Gain Per Pass**

### **+ Average Gain, Season**

- 10.21 1941 (11 games)

### **- Average Gain, Season**

- 4.97 1934 (13 games)
- 5.02 1969 (14 games)

## **PUNTING Punts**

### **Most Punts, Season**

- 114 1981 (16 games)
- 100 1976 (14 games)
- 96 1978 (16 games)
- 94 1975 (14 games)

### **Fewest Punts, Season**

- 32 1941 (11 games)
- 58 1965 (14 games)

### **Most Punts, Game**

- 17 vs. G.B., Oct. 22, 1933
- 14 vs. G.B., Dec. 10, 1933

### **Fewest Punts, Game**

- 0 vs. G.B., Nov. 6, 1955
- vs. N.Y., Nov. 28, 1965
- vs. Det., Oct. 1, 1972

## **Average**

### **Highest Average, Season**

- 46.47 1963 (14 games)

**Lowest Average, Season**

35.73 1945 (10 games)

**+ Average, Game (4+ punts)**

57.25 vs. L.A., Nov. 16, 1952

**- Average, Game (4+ punts)**

25.00 vs. Card-Pitt. Dec. 3, 1944

**PUNT RETURNS****Most Returns, Season**

60 1950 (12 games)

57 1970 (14 games)

**Fewest Returns, Season**

19 1968 (14 games)

**Most Returns, Game**

11 vs. Chi. Cards, Oct. 8, 1950

**Fair Catches****Most Fair Catches, Season**

28 1967 (14 games)

**Fewest Fair Catches, Season**

3 1975 (14 games)

**Most Fair Catches, Game**

6 vs. St. L., Oct. 31, 1966

vs. Minn., Dec. 10, 1967

**Yards Returned****Most Yards, Season**

781 1948 (12 games)

**Fewest Yards, Season**

81 1968 (14 games)

**Most Yards, Game**

151 vs. Chi. Cards, Oct. 12, 1941

**Fewest Yards, Game**

6 vs. Minn., Dec. 19, 1965

**Average Return****Highest Average, Season**

20.22 1941 (11 games)

**Lowest Average, Season**

3.40 1957 (12 games)

**Touchdowns****Most Touchdowns, Season**

2 1941 (11 games)

**Most Touchdowns, Game**

1 in many games. Last:

vs. T.B., Sept. 20, 1981

**KICKOFF RETURNS****Most Returns, Season**

74 1975 (14 games)

**Fewest Returns, Season**

20 1942 (11 games)

26 1963 (14 games)

**Most Returns, Game**

10 vs. Chi. Cards, Nov. 27, 1955

**Fewest Returns, Game**

0 vs. Pitt., Oct. 26, 1941

vs. Clev., Nov. 29, 1942

vs. G.B., Nov. 7, 1943

vs. G.B., Sept. 26, 1948

vs. G.B., Sept. 25, 1949

vs. S.F., Nov. 19, 1950

vs. Balt., Oct. 10, 1954

**Yards Returned****Most Yards, Season**

1,644 1975 (14 games)

**Fewest Yards, Season**

424 1963 (14 games)

**Most Yards, Game**

304 vs. G.B., Nov. 9, 1952

**Fewest Yards, Game**

0 in many games. Last:

vs. Minn., Oct. 1, 1967

**Average Return****Highest Average Return, Season**

29.38 1972 (14 games)

**Lowest Average Return, Season**

16.31 1963 (14 games)

**Touchdowns****Most Touchdowns, Season**

4 1970 (14 games)

**Most Touchdowns, Game**

2 vs. G.B., Sept. 22, 1940

vs. G.B., Nov. 9, 1952

**FUMBLES****Most Fumbles, Season**

56 1938 (11 games)

**Fewest Fumbles, Season**

16 1963 (14 games)

16 1982 (9 games)

**Most Fumbles, Game**

8 vs. Chi. Cards, Sept. 11, 1938

**Total Fumbles Recovered****Most Recovered, Season**

51 1938 (11 games)

**Fewest Recovered, Season**

15 1943 (10 games)

15 1982 (9 games)

16 1978 (16 games)

20 1969 (14 games)

## **Most Recovered, Game**

- 8 vs. Clev., Nov. 24, 1940
- vs. Balt., Dec. 5, 1965
- vs. N.Y. Giants, Dec. 18, 1977

## **Own Fumbles Recovered**

### **Most Own Recovered, Season**

- 37 1938 (11 games)
- 19 1942 (11 games)

### **Fewest Own Recovered, Season**

- 5 1955 (12 games)
- 1963 (14 games)

### **Most Own Recovered, Game**

- 7 vs. Chi. Cards, Sept. 11, 1938
- vs. N.Y. Giants, Dec. 18, 1977

## **Opponents' Fumbles Recovered**

### **Most Opponents' Recovered, Season**

- 26 1952 (12 games)
- 24 1962 (14 games)
- 1965 (14 games)

### **Fewest Opponents' Recovered, Season**

- 6 1943 (10 games)
- 7 1982 (9 games)
- 11 1969 (14 games)

### **Most Opponents' Recovered, Game**

- 5 vs. Clev., Sept. 15, 1939
- vs. Det., Nov. 22, 1942
- vs. Phil., Oct. 12, 1947
- vs. Chi. Cards, Dec. 14, 1952
- vs. G.B., Nov. 6, 1955
- vs. Chi. Cards, Nov. 29, 1959
- vs. Den., Sept. 30, 1973

## **Fumbles Lost**

### **Most Lost, Season**

- 26 1973 (14 games)

### **Fewest Lost, Season**

- 8 1978 (16 games)
- 1979 (16 games)
- 1982 (9 games)
- 10 1956 (12 games)
- 1960 (12 games)

### **Most Lost, Game**

- 5 vs. Chi. Cards, Dec. 1, 1940
- vs. Chi. Cards, Dec. 7, 1941
- vs. G.B., Nov. 9, 1947
- vs. Det., Nov. 23, 1952
- vs. Det., Dec. 14, 1958
- vs. Dall., Sept. 16, 1973

## **Touchdowns**

### **(Total Fumbles Recovered)**

### **Touchdowns (Total Fumbles), Season**

- 5 1942 (11 games)

### **Touchdowns (Total Fumbles), Game**

- 2 vs. Wash., Nov. 28, 1948

## **PENALTIES**

### **Most Penalties, Season**

- 122 1948 (12 games)

### **Fewest Penalties, Season**

- 57 1955 (12 games)
- 58 1982 (9 games)
- 69 1962 (14 games)

### **Most Penalties, Game**

- 22 vs. Phil., Nov. 26, 1944

### **Fewest Penalties, Game**

- 0 vs. Clev., Oct. 9, 1938
- vs. Minn., Oct. 23, 1972

## **Yards Penalized**

### **Most Yards Penalized, Season**

- 1,194 1968 (14 games)

### **Fewest Yards Penalized, Season**

- 422 1982 (9 games)
- 498 1955 (12 games)
- 574 1972 (14 games)

### **Most Yards Penalized, Game**

- 170 vs. Phil., Nov. 26, 1944

### **Fewest Yards Penalized, Game**

- 0 vs. Clev., Oct. 9, 1938
- vs. Minn., Oct. 23, 1972

## **DEFENSE SCORING**

### **Most Points Allowed, Season**

- 379 1964 (14 games)
- 1975 (14 games)

### **Fewest Points Allowed, Season**

- 44 1932 (14 games)

### **Most Points Allowed, Game**

- 53 vs. Chi. Cards, Nov. 27, 1955

## **Touchdowns**

### **Most TDs Allowed, Season**

- 48 1975 (14 games)

### **Fewest TDs Allowed, Season**

- 6 1932 (14 games)

### **Most TDs Allowed, Game**

- 7 vs. Chi. Cards, Nov. 27, 1955
- vs. Balt., Oct. 4, 1958
- vs. G.B., Sept. 30, 1962
- vs. Balt., Sept. 27, 1964
- vs. S.F., Sept. 19, 1965

## **Extra Points**

### **Most Allowed, Season**

- 47 1975 (14 games)

### **Fewest Allowed, Season**

- 4 1932 (14 games)

**Most Missed by Opponents, Season**

6 1955 (12 games)

**Most Allowed, Game**7 vs. G.B., Sept. 30, 1962  
vs. Balt., Sept. 27, 1964**Most Missed by Opponents, Game**

3 vs. Clev., Nov. 24, 1940 (1/4)

**Field Goals****Most FGs Allowed, Season**

25 1973 (14 games)

**Fewest FGs Allowed, Season**

0 1932 (14 games)

1942 (11 games)

**Most FGs Allowed, Game**5 vs. Wash., Nov. 14, 1971  
vs. Minn., Sept. 23, 1973**Most Opponents' FGs Attempted, Season**

41 1971 (14 games)

**Fewest Opponents' FGs Attempted, Season**

2 1942 (11 games)

17 1963 (14 games)

**Most Opponents' FGs Attempted, Game**

7 vs. Dall., Nov. 24, 1968

**Safeties****Most Allowed, Season**2 in 7 seasons. Last:  
1974 (14 games)**Most Allowed, Game**1 in many games. Last:  
vs. Minn., Dec. 12, 1981**FIRST DOWNS****Most Allowed, Season**

290 1981 (16 games)

285 1980 (16 games)

282 1978 (16 games)

1975 (14 games)

**Fewest Allowed, Season**

98 1942 (11 games)

166 1982 (9 games)

196 1963 (14 games)

**Most Allowed, Game**

30 vs. L.A., Oct. 24, 1954

**Fewest Allowed, Game**

3 vs. Clev., Oct. 9, 1938

vs. Det., Nov. 23, 1941

**Rushing****Most Allowed, Season**

138 1973 (14 games)

**Fewest Allowed, Season**

35 1942 (11 games)

53 1982 (9 games)

80 1961 (14 games)

**Most Allowed, Game**

19 vs. Minn., Oct. 17, 1965

vs. Den., Dec. 12, 1976

**Fewest Allowed, Game**

0 vs. Clev., Oct. 10, 1937

vs. Chi. Cards, Dec. 6, 1942

vs. Det., Oct. 28, 1945

**Passing****Most Allowed, Season**

149 1980 (16 games)

**Fewest Allowed, Season**

33 1943 (10 games)

**Most Allowed, Game**

18 vs. Det., Nov. 5, 1950

vs. Dall., Oct. 31, 1971

**Fewest Allowed, Game**

0 vs. N.Y., Oct. 31, 1937

vs. Clev., Oct. 9, 1938

vs. Det., Oct. 30, 1938

vs. Det., Nov. 24, 1938

vs. Det., Nov. 23, 1941

vs. Wash., Nov. 21, 1943

vs. Pitt., Nov. 25, 1945

vs. G.B., Sept. 25, 1949

**By Penalty****Most Allowed, Season**

36 1968 (14 games)

**Fewest Allowed, Season**

10 1953 (12 games)

Since 1961:

18 1963 (14 games)

1970 (14 games)

1971 (14 games)

1976 (14 games)

**Most Allowed, Game**

7 vs. Phil., Nov. 26, 1944

**NET YARDS ALLOWED  
(RUSHING & PASSING)****Most Yards Allowed, Season**

5,394 1981 (16 games)

**Fewest Yards Allowed, Season**

1,703 1942 (11 games)

3,176 1963 (14 games)

**Most Yards Allowed, Game**

557 vs. L.A., Oct. 24, 1954

**Fewest Yards Allowed, Game**

54 vs. Pitt., Oct. 2, 1939

## RUSHING Attempts

### Most Opp. Attempts, Season

564 1978 (16 games)

### Fewest Opp. Attempts, Season

294 1942 (11 games)

400 1965 (14 games)

### Most Opp. Attempts, Game

59 vs. Den., Dec. 12, 1976

### Fewest Opp. Attempts, Game

13 vs. L.A., Oct. 11, 1964

## Yards Allowed

### Most Yards Allowed, Season

2,509 1973 (14 games)

### Fewest Yards Allowed, Season

519 1942 (11 games)

### Most Yards Allowed, Game

393 vs. Det., Nov. 26, 1936

### Fewest Yards Allowed, Game

-17 vs. Chi. Cards, Dec. 6, 1942

## Average Gain

### Highest Opp. Gain, Season

5.28 1955 (12 games)

### Lowest Opp. Gain, Season

1.77 1942 (11 games)

### Highest Opp. Gain, Game

8.03 vs. Clev., Nov. 25, 1951

### Lowest Opp. Gain, Game

-0.89 vs. Chi. Cards, Dec. 6, 1942

## Touchdowns

### Most TDs Allowed, Season

25 1975 (14 games)

### Fewest TDs Allowed, Season

3 1932 (14 games)

### Most TDs Allowed, Game

5 vs. G.B., Sept. 30, 1962

vs. G.B., Nov. 4, 1962

## PASSING

### Passes

### Most Opp. Passes, Season

525 1981 (16 games)

### Fewest Opp. Passes, Season

187 1933 (13 games)

296 1969 (14 games)

### Most Opp. Passes, Game

54 vs. S.F., Nov. 13, 1966

### Fewest Opp. Passes, Game

3 vs. N.Y., Nov. 17, 1935

vs. Det., Nov. 28, 1935

## Completions

### Most Comp. Allowed, Season

239 1978 (16 games)

### Fewest Comp. Allowed, Season

59 1935 (12 games)

150 1969 (14 games)

### Most Comp. Allowed, Game

30 vs. L.A., Dec. 26, 1982

29 vs. L.A., Nov. 26, 1950

### Fewest Comp. Allowed, Game

0 Chi. Cards, Oct. 15, 1933

vs. Bos., Nov. 5, 1933

vs. G.B., Sept. 25, 1949

## Completion Percentage

### Highest Opp. Percentage, Season

59.1 1970 (14 games)

### Lowest Opp. Percentage, Season

30.4 1935 (12 games)

### Highest Opp. Percentage, Game (10+ comp.)

86.7 vs. Balt., Sept. 27, 1964

### Lowest Opp. Percentage, Game (10+ pass.)

0.0 vs. G.B., Sept. 25, 1949

0.0 vs. G.B., Sept. 25, 1949

0.0 vs. G.B., Sept. 25, 1949

## Yards Passing (Net Since 1952)

### Most Yards Allowed, Season

3,248 1981 (16 games)

### Fewest Yards Allowed, Season

691 1933 (13 games)

1,674 1973 (14 games)

### Most Yards Allowed, Game

509 vs. L.A., Dec. 26, 1982

411 vs. Wash., Oct. 26, 1947

### Fewest Yards Allowed, Game

-12 vs. G.B., Nov. 4, 1973

-1 vs. Pitt., Nov. 25, 1945

## Sacks

### Most Sacks, Season

49 1976 (14 games)

### Fewest Sacks, Season

23 1972 (14 games)

### Most Sacks, Game

9 vs. G.B., Dec. 13, 1970

vs. S.L., Dec. 16, 1979

## Yards Lost Att. To Pass

### Most Opp. Lost, Season

479 1957 (12 games)

**Fewest Opp. Lost, Season**

154 1953 (12 games)

**Most Opp. Lost, Game**

107 vs. Det., Nov. 20, 1960

**Touchdown Passes****Most Allowed, Season**

27 1961 (14 games)

1964 (14 games)

**Fewest Allowed, Season**

2 1934 (13 games)

7 1977 (14 games)

10 1963 (14 games)

**Most Allowed, Game**

5 vs. Minn., Nov. 28, 1982

4 in many games. Last:  
vs. Mia., Nov. 2, 1975**Percentage, Had Intercepted****Highest Opp. Pct., Had Intercepted, Season**

19.07 1935 (12 games)

**Lowest Opp. Pct., Had Intercepted, Season**

2.73 1964 (14 games)

**Average Gain****Highest Opp. Gain, Season**

8.69 1968 (14 games)

**Lowest Opp. Gain, Season**

3.57 1934 (13 games)

**INTERCEPTIONS BY****Most Interceptions, Season**

37 1935 (12 games)

36 1963 (14 games)

**Fewest Interceptions, Season**

10 1960 (12 games)

1964 (14 games)

**Most Interceptions By, Game**

7 vs. G.B., Sept. 22, 1940

vs. Det., Nov. 22, 1942

vs. Chi. Cards, Dec. 5, 1954

vs. St. L., Sept. 19, 1967

**Yards Returned****Most Yards, Season**

585 1941 (11 games)

537 1963 (14 games)

**Fewest Yards, Season**

99 1982 (9 games)

107 1945 (10 games)

111 1960 (12 games)

129 1970 (14 games)

**Most Yards, Game**

149 vs. L.A., Oct. 11, 1964

**Touchdowns****Most Touchdowns, Season**

4 1939 (11 games)

1950 (12 games)

1963 (14 games)

**Most Touchdowns, Game**

2 vs. Phil., Oct. 2, 1938

vs. Chi. Cards, Nov. 26, 1939

vs. Phil., Nov. 30, 1941

vs. Den., Dec. 20, 1981

**PUNTING****Punts****Most Opp. Punts, Season**

98 1981 (16 games)

97 1978 (16 games)

93 1977 (14 games)

90 1979 (16 games)

**Fewest Opp. Punts, Season**

42 1945 (10 games)

Since 1961:

49 1982 (9 games)

62 1964 (14 games)

1972 (14 games)

**Most Opp. Punts, Game**

15 vs. N.Y., Nov. 17, 1935

**Fewest Opp. Punts, Game**

0 vs. Det., Dec. 2, 1956

vs. G.B., Sept. 24, 1967

**Average****Highest Opp. Average, Season**

46.58 1964 (14 games)

**Lowest Opp. Average, Season**

36.29 1976 (14 games)

**Highest Opp. Average, Game (4+ punts)**

54.50 vs. S.F., Nov. 19, 1961

**Lowest Opp. Average, Game (4+ punts)**

25.50 vs. Pitt., Nov. 30, 1958

**PUNT RETURNS****Most Opp. Returns, Season**

65 1981 (16 games)

**Fewest Opp. Returns, Season**

20 1941 (11 games)

**Most Opp. Returns, Game**

9 vs. Chi. Cards, Nov. 29, 1959

**Fair Catches****Most Opp. Fair Catches, Season**

26 1972 (14 games)



1973 (14 games)

**Fewest Opp. Fair Catches, Season**

7 1980 (16 games)

1982 (9 games)

**Most Opp. Fair Catches, Game**

6 vs. G.B., Dec. 16, 1973

**Yards Allowed**

**Most Yards Allowed, Season**

633 1974 (14 games)

**Fewest Yards Allowed, Season**

106 1969 (14 games)

**Most Yards Allowed, Game**

147 vs. G.B., Nov. 8, 1959

**Average Return**

**Highest Opp. Return, Season**

17.00 1941 (11 games)

**Lowest Opp. Return, Season**

3.79 1969 (14 games)

**Touchdowns**

**Most Allowed, Season**

2 1933 (13 games)

1941 (11 games)

1947 (12 games)

1952 (12 games)

1954 (12 games)

**Most Allowed, Game**

1 in many games. Last:  
vs. L.A., Sept. 28, 1981

**KICKOFF RETURNS**

**Most Opp. Returns, Season**

72 1965 (14 games)

**Fewest Opp. Returns, Season**

30 1982 (9 games)

32 1971 (14 games)

**Most Opp. Returns, Game**

9 vs. Bos., Nov. 21, 1948

vs. Balt., Oct. 21, 1956

**Fewest Opp. Returns, Game**

0 in 9 games. Last:  
vs. G.B., Dec. 16, 1973

**Yards Allowed**

**Most Allowed, Season**

1,583 1965 (14 games)

**Fewest Allowed, Season**

435 1940 (11 games)

537 1982 (9 games)

700 1945 (10 games)

1974 (14 games)

**Most Allowed, Game**

254 vs. L.A., Oct. 13, 1963

**Average Return**

**Highest Opp. Return, Season**

27.81 1960 (12 games)

**Lowest Opp. Return, Season**

15.98 1946 (11 games)

17.54 1947 (12 games)

17.93 1968 (14 games)

17.90 1976 (14 games)

1976 (14 games)

1982 (9 games)

**Touchdowns**

**Most TDs Allowed, Season**

1 in many seasons

**Most TDs Allowed, Game**

1 in many games. Last:  
vs. Hous., Nov. 6, 1977

**FUMBLES**

**Most Opp. Fumbles, Season**

44 1952 (12 games)

**Fewest Opp. Fumbles, Season**

13 1960 (12 games)

**Most Opp. Fumbles, Game**

7 vs. Brk., Oct. 20, 1935  
vs. Wash., Nov. 13, 1938  
vs. Chi. Cards, Nov. 26, 1939  
vs. Clev., Nov. 24, 1940  
vs. Bos., Nov. 21, 1948  
vs. L.A., Nov. 16, 1952  
vs. L.A., Nov. 15, 1964  
vs. L.A., Sept. 16, 1966

**PENALTIES**

**Most Opp. Penalties, Season**

129 1980 (16 games)

**Fewest Opp. Penalties, Season**

34 1942 (11 games)

42 1941 (11 games)

Since 1961:

52 1982 (9 games)

65 1962 (14 games)

**Most Opp. Penalties, Game**

21 vs. Clev., Nov. 25, 1951

**Fewest Opp. Penalties, Game**

0 in 13 games. Last:  
vs. Minn., Dec. 3, 1972

**Yards Penalized**

**Most Opp. Penalized, Season**

1,109 1980 (16 games)

**Fewest Opp. Penalized, Season**

110 1937 (11 games)

**Most Opp. Penalized, Game**

209 vs. Clev., Nov. 25, 1951

**Fewest Opp. Penalties, Game**

0 in 13 games. Last:  
vs. Minn., Dec. 3, 1972

# CAREER LEADING PASSERS 400+ Passes

No.	Player	Seasons	Years	No.	Comp.	Pct.	Yards	Avg.	TD	Pct.	Int.	Pct.	Rating
1	Sid Luckman	1939-50	12	1,744	904	51.8	14,686	8.42	137	7.9	132	7.6	75.0
2	Bill Wade	1961-66	6	1,407	767	54.5	9,958	7.08	68	4.8	66	4.7	73.4
3	Rudy Bukich	1958-59, 62-68	9	878	474	54.0	6,254	7.12	46	5.2	45	5.1	72.8
4	Johnny Lujack	1948-51	4	808	404	50.0	6,295	7.79	41	5.1	54	6.7	65.3
5	Ed Brown	1954-61	8	1,246	607	48.7	9,698	7.78	63	5.1	88	7.1	62.5
6	Mike Phipps	1977-81	5	482	253	52.5	2,806	5.82	15	3.1	27	5.6	57.1
7	Bernie Masterison	1934-40	7	409	156	38.1	3,366	8.23	34	8.3	38	9.3	57.1
8	Jack Concannon	1967-71	7	951	486	51.1	5,222	5.49	31	3.3	52	5.5	55.6
9	Bob Aveillini	1975-82	8	1,057	530	50.1	6,823	6.46	33	3.1	66	6.2	55.3
10	Vince Evans	1977-82	6	808	388	48.0	5,064	6.27	26	3.2	46	5.7	55.1
11	George Blanda	1949-58	10	988	445	45.0	5,936	6.01	48	4.9	70	7.1	51.4
12	Gary Huff	1973-76	4	614	310	50.5	3,271	5.33	12	2.0	34	5.5	50.1
13	Bobby Douglass	1969-75	7	895	376	42.0	4,932	5.51	30	3.4	51	5.7	47.6
14	Zeke Bratkowski	1954, 57-60, 72	6	537	263	49.0	3,639	6.78	24	4.5	58	10.8	46.6

## BEST PASSING SEASONS

No.	Player	Year	Att.	Comp.	Yards	Pct.	Avg.	TD	Pct.	Int.	Int.	Rating
1	Sid Luckman	1943	202	110	2,194	54.5	10.86	28	13.9	12	5.9	107.8
2	Sid Luckman	1941	119	68	1,181	57.1	9.92	9	7.6	6	5.0	95.5
3	Bill Wade	1961	250	139	2,258	55.6	9.03	22	8.8	13	5.2	93.7
4	Rudy Bukich	1965	312	176	2,641	56.4	8.46	20	6.4	9	2.9	93.6
5	Rudy Bukich	1964	160	99	1,099	61.9	6.87	12	7.5	7	4.4	89.0
6	Ed Brown	1956	168	96	1,667	57.1	9.92	11	6.5	12	7.1	83.1
7	Sid Luckman	1945	217	117	1,725	53.9	7.95	14	6.5	10	4.6	82.6
8	Jim McMahon	1982	210	120	1,501	57.1	7.15	9	4.3	7	3.3	80.1
9	Sid Luckman	1942	105	57	1,023	54.3	9.74	10	9.5	13	12.4	80.0
10	Ed Brown	1959	247	125	1,881	50.6	7.61	13	5.3	10	4.0	77.9
11	Johnny Lujack	1949	312	162	2,658	51.9	8.52	23	7.4	22	7.1	75.9
12	Bill Wade	1963	356	192	2,301	53.9	6.46	15	4.2	12	3.4	73.8
13	Ed Brown	1955	164	85	1,307	51.8	7.97	9	5.5	10	6.1	71.4
14	Sid Luckman	1946	229	110	1,826	48.0	7.97	17	7.4	16	7.0	70.8

## CAREER LEADING RUSHERS 1,000+ Yards

No.	Player (Pos.)	Seasons	Years	Att.	Yards	Avg.	TD
1	Walter Payton (hb)	1975-82	8	2,352	10,204	4.34	72
2	Rick Casares (fb)	1955-64	10	1,386	5,675	4.08	49
3	Gale Sayers (hb)	1965-71	7	991	4,956	5.00	39
4	Roland Harper	1975-82	7	757	3,044	4.02	15
5	Willie Galimore (hb)	1957-63	7	670	2,985	4.46	26
6	Ronnie Bull (fb-fb)	1962-70	9	787	2,871	3.65	9
7	Bronko Nagurski (fb)	1930-37, 43	9	633	2,778	4.39	18
8	Bobby Douglass (qb)	1969-75	7	373	2,470	6.62	20
9	Ray Nolting (hb)	1936-43	8	508	2,285	4.50	10
10	George Gulyanics (hb)	1947-52	6	509	2,081	4.09	19
11	Gary Famiglietti (fb-hb)	1938-45	8	505	1,927	3.82	20
12	Beattie Feathers (hb)	1934-37	4	320	1,846	5.77	14
13	Bill Osmanski (fb)	1939-43, 46-47	7	368	1,753	4.76	20
14	George McAfee (hb)	1940-41, 45-50	8	341	1,685	4.94	22
15	Jack Manders (fb-hb)	1933-40	8	451	1,586	3.42	11
16	Hugh Gallarneau (hb)	1941-42, 45-47	5	343	1,421	4.14	26
17	John Hoffman (fb-hb)	1949-56	8	317	1,366	4.31	7
18	Joe Maniaci (fb-hb)	1938-41	4	260	1,295	4.98	12
19	Harry Clark (hb)	1940-43	4	262	1,209	4.61	8
20	Gene Ronzani (qb-hb-fb)	1933-38, 44-45	8	260	1,153	4.43	1
21	Julie Rykovich (hb)	1949-51	3	293	1,133	3.87	17
22	John (Kayo) Dottley (fb)	1951-53	3	250	1,122	4.49	7
23	Keith Molesworth (hb-qb)	1931-37	7	348	1,105	3.18	7
24	Jim Harrison (fb)	1971-74	4	308	1,099	3.57	4
25	Bobby Watkins (hb)	1955-57	3	235	1,041	4.43	11
26	Johnny Morris (hb-wr)	1958-67	10	224	1,040	4.64	5
27	Fred (Curley) Morrison (fb-hb)	1950-53	4	285	1,022	3.59	6
28	Joe Marconi (fb)	1962-66	5	275	1,002	3.64	9
29	Carl Garrett (hb)	1973-74	2	271	1,001	3.69	6

## CAREER LEADING INTERCEPTORS 15+ Interceptions

No.	Player (Pos.)	Seasons	Years	No.	Yards	Avg.	TD
1	Richie Petitbon (s)	1959-68	10	37	643	17.4	3
2	Bennie McCrae (cb)	1962-70	9	27	485	18.0	4
3	Dave Whitsell (cb)	1961-66	6	26	397	15.3	2
4	George McAfee (db)	1940-41, 45-50	8	25	350	14.0	1
5	J. C. Caroline (db)	1956-65	10	24	405	16.9	2
6	Doug Buffone (lb)	1966-79	14	24	211	8.8	0
7	Roosevelt Taylor (s)	1961-69	9	23	414	18.0	3
8	Gary Fencik (s)	1976-82	7	23	272	11.8	1
9	Allan Ellis (cb)	1973-77, 79-80	7	22	185	8.4	1
10	Dick Butkus (lb)	1965-73	9	22	166	7.5	0
11	Don Kindt (db-lb)	1947-55	9	21	348	16.6	1
12	Ray (Scooter) McLean (db)	1940-47	8	18	258	14.3	0
13	Bill George (lb)	1952-65	14	18	144	8.0	0
14	Sid Luckman (db)	1939-50	12	17	310	18.2	*2
15	Clyde (Bulldog) Turner (lb)	1940-52	13	17	298	17.5	2
16	Noah Mullins (db)	1946-48	3	16	308	19.3	1
17	Charlie Sumner (db)	1955, 58-60	4	16	251	15.7	0
18	Joe Fortunato (lb)	1955-66	12	16	156	9.8	1
19	Joe Taylor (cb)	1967-74	8	15	178	11.9	0
20	Terry Schmidt (cb)	1976-82	7	15	110	7.3	1

## CAREER LEADING SCORERS 100+ Points

				—TOUCHDOWNS—						
No.	Player (Pos.)	Seasons	Years	Rush	Rec.	Ret.	XP	FG	Pts.	
1	George Blanda (k-qb)	1949-58	10	5	0	0	247/250	88/201	541	
2	Walter Payton (hb)	1975-82	8	72	7	0	0/0	0/0	474	
3	Mac Percival (k)	1967-73	7	0	0	0	159/162	99/182	456	
4	Bob Thomas	1975-82	8	0	0	0	175/193	92/152	451	
5	Roger Leclerc (k)	1960-66	7	0	0	0	152/158	75/146	377	
6	Jack Manders (fb-lb-hb-db-k)	1933-40	8	11	6	2	133/x	40/	367	
7	Rick Casares (fb)	1955-64	10	49	10	0	0/0	0/0	354	
8	Gale Sayers (rb)	1965-71	7	39	9	8	0/0	0/0	336	
9	Ken Kavanaugh (e)	1940-41, 45-50	8	0	50	2	1/1	0/0	313	
10	Johnny Lujack (qb-k)	1948-51	4	21	0	0	130/136	4/9	268	
11	Harlon Hill (e)	1954-61	8	0	40	0	0/0	0/0	240	
12	George McAfee (hb-db)	1940-41, 45-50	8	22	11	6	0/0	0/0	234	
13	Ray (Scooter) McLean (hb-db)	1940-47	8	6	21	3	45/54	0/1	225	
14	Willie Galimore (rb)	1957-63	7	26	10	1	0/0	0/0	222	
15	Johnny Morris (rb-wr)	1958-67	10	5	31	1	0/0	0/0	222	
16	Mike Ditka (te)	1961-66	6	0	34	2	0/0	0/0	216	
17	Hugh Gallarneau (hb)	1941-42, 45-47	5	26	7	2	0/0	0/0	210	
18	Dick Gordon (wr)	1965-71	7	0	35	0	0/0	0/0	210	
19	Bill McColl (e)	1952-59	8	0	25	1	0/0	0/0	156	
20	Jim Keane (e)	1946-51	6	0	23	0	0/0	0/0	138	
21	Gary Famiglietti (fb-hb)	1938-45	8	20	1	0	1/2	0/0	127	
22	Bill Osmanski (fb)	1939-43, 46-47	7	20	1	0	0/0	0/0	126	
23	George Gulyanics (hb)	1947-52	6	19	2	0	0/0	0/0	126	
24	Bobby Douglass (qb)	1969-75	7	20	0	0	1/1	0/0	121	
25	Bill Karr (e)	1933-38	6	1	18	1	0/0	0/0	120	
26	James Scott (wr)	1976-80, 82	6	0	20	0	0/0	0/0	120	
27	Joe Maniaci (fb-hb)	1938-41	4	12	0	2	24/25	3/6	117	
28	Harry Clark (hb-db)	1940-43	4	8	9	2	1/1	0/0	115	
29	Julie Rykovich (hb)	1949-51	3	17	2	0	0/0	0/0	114	
30	Bronko Nagurski (fb)	1930-37, 43	9	18	0	0	4/x	0/0	112	
31	George Wilson (e)	1937-46	7	0	15	3	0/0	0/0	108	
32	Billy Stone (hb)	1951-54	4	8	10	0	0/0	0/0	108	
33	Roland Harper (fb)	1975-78, 80-82	7	15	3	0	0/0	0/0	108	
34	John Hoffman (fb-e-lb)	1949-56	8	7	9	1	0/0	0/0	104	
35	John Aveni (k-e)	1959-60	2	0	0	0	51/57	17/35	102	

x complete figures unavailable. \*includes safety.

## CAREER LEADING PUNT RETURNERS 20+ Punt Returns

No.	Player	Seasons	Years	No.	Yards	Avg.	TD
1	Ray (Scooter) McLean	1940-47	8	42	622	14.8	*3
2	Gale Sayers	1965-71	7	27	391	14.5	2
3	George McAfee	1940-41, 45-50	8	112	1,431	12.8	2
4	Noah Mullins	1946-48	3	20	236	11.8	0
5	J. R. Boone	1948-51	4	56	635	11.3	0
6	Jeff Fisher	1981-82	2	52	574	11.0	1
7	Hugh Gallarneau	1941-42, 45-47	5	24	243	10.1	0
8	Johnny Morris	1958-67	10	104	893	8.6	1
9	Virgil Livers	1975-79	5	86	738	8.6	0
10	Steve Schubert	1975-79	5	103	866	8.4	3
11	Lenny Walterscheid	1977-82	5	57	424	7.4	0
12	Wilford White	1951-52	2	37	248	6.7	0
13	Jon Arnett	1964-66	3	45	298	6.6	0
14	Eddie Macon	1952-53	2	24	142	5.9	0

## CAREER LEADING PUNTERS

### 70+ Punts

No.	Name	Seasons	Years	No.	Yards	Avg.
1	George Gulyanics	1947-52	6	113	5,032	44.5
2	Bobby Joe Green	1962-73	12	833	35,057	42.1
3	Fred (Curley) Morrison	1950-53	4	243	10,170	41.9
4	Ed Brown	1954-61	8	343	13,912	40.6
5	Edmund (Zeke) Bratkowski	1954, 57-60, 72	6	76	3,023	39.8
6	Bob Parsons	1972-82	11	805	31,264	38.8
7	Sid Luckman	1939-50	12	230	8,842	38.4

## CAREER LEADING KICKOFF RETURNERS

### 20+ Kickoff Returns

No.	Player	Seasons	Years	No.	Yards	Avg.	TD
1	Gale Sayers	1965-71	7	91	2,781	30.6	6
2	Eddie Macon	1952-53	2	22	672	30.6	0
3	Harry Clark	1940-43	4	23	643	28.0	0
4	Frank Minini	1947-48	2	23	631	27.4	0
5	Ron Smith	1965, 70-72	4	85	2,263	26.6	1
6	Leon Campbell	1952-54	3	24	638	26.6	1
7	Ken Grandberry	1974	1	22	568	25.8	0
8	Willie Galimore	1957-63	7	43	1,100	25.6	1
9	Charlie Bivins	1960-66	7	62	1,531	24.7	0
10	Lenny Walterscheid	1977-82	6	34	833	24.5	0
11	Cecil Turner	1968-73	6	108	2,616	24.2	4
12	Brian Baschnagel	1976-82	7	86	2,060	24.0	1
13	Roosevelt Taylor	1961-69	9	25	598	23.9	0
14	Ron Drzewiecki	1955, 57	2	38	906	23.8	0
15	Jon Arnett	1964-66	3	22	520	23.6	0
16	Ike Hill	1973-74	2	27	637	23.6	1
17	Dick Gordon	1965-71	7	58	1,362	23.5	0
18	Johnny Morris	1958-67	10	54	1,267	23.5	0

## CAREER LEADING RECEIVERS (YARDAGE)

No.	Player (Pos.)	Seasons	Years	Yards	No.	Avg.	TD
1	Johnny Morris (wr)	1958-67	10	5,059	356	14.2	31
2	Harlon Hill (wr)	1954-61	8	4,616	226	20.4	40
3	Mike Ditka (te)	1961-66	6	4,503	316	14.3	34
4	Ken Kavanaugh (e)	1940-41, 45-50	8	3,626	162	22.4	50
5	Dick Gordon (wr)	1965-71	7	3,550	238	14.9	35
6	James Scott (wr)	1976-80, 82	6	3,202	177	18.1	20
7	Jim Dooley (wr)	1952-54, 56-57, 59-62	9	3,172	211	15.0	16
8	Jim Keane (e)	1946-51	6	3,031	206	14.7	23
9	Bill McColl (e)	1952-59	8	2,815	201	14.0	25
10	Walter Payton (rb)	1975-82	8	2,481	275	9.0	7
11	Ray (Scooter) McLean (rb)	1940-47	8	2,232	103	21.7	21
12	George Farmer (wr)	1970-75	6	1,909	113	16.9	10
13	Brian Baschnagel (wr)	1976-82	7	1,901	123	15.5	9
14	Gene Schroeder (e)	1951-52, 54-57	6	1,870	104	18.0	13
15	John Hoffman (e)	1949-56	8	1,870	136	13.8	9
16	Rick Casares (fb)	1955-64	10	1,538	182	8.5	10
17	Rickey Watts (wr)	1979-82	4	1,411	82	17.4	8
18	Ron Bull (rb)	1962-70	9	1,404	163	8.6	4
19	Bob Wallace (wr)	1968-72	5	1,403	109	12.9	9
20	George Wilson (e)	1937-46	10	1,342	111	12.1	15
21	Gale Sayers (rb)	1965-71	7	1,307	112	11.7	9
22	Roland Harper (rb)	1975-78, 80-82	7	1,013	128	7.9	3

## CAREER LEADING RECEIVERS (CATCHES) 100+ Pass Receptions

No.	Player (Pos.)	Seasons	Years	No.	Yards	Avg.	TD
1	Johnny Morris (rb-wr)	1958-67	10	356	5,059	14.2	31
2	Mike Ditka (te)	1961-66	6	316	4,503	14.3	34
3	Walter Payton (rb)	1975-82	8	275	2,480	9.0	7
4	Dick Gordon (wr)	1965-71	7	238	3,550	14.9	35
5	Harlon Hill (e)	1954-61	8	226	4,616	20.4	40
6	Jim Dooley (wr)	1952-54, 56-57, 59-62	9	211	3,172	15.0	16
7	Jim Keanes (e)	1946-51	6	206	3,031	14.7	23
8	Bill McColl (e)	1952-59	8	201	2,815	14.0	25
9	Rick Casares (fb)	1955-64	10	182	1,538	8.5	10
10	James Scott (wr)	1976-80, 82	6	177	3,202	18.1	20
11	Ronnie Bull (hb-fb)	1962-70	9	163	1,404	8.6	4
12	Ken Kavanaugh (e)	1940-41, 45-50	8	162	3,626	22.4	50
13	John Hoffman (e)	1949-56	8	136	1,870	13.8	9
14	Roland Harper (rb)	1975-78, 80-82	7	128	1,013	7.9	3
15	Brian Baschnagel (wr)	1976-82	7	123	1,901	15.5	9
16	George Farmer (wr)	1970-75	6	113	1,909	16.9	10
17	Gale Sayers (hb)	1965-71	7	112	1,307	11.7	9
18	George Wilson (e)	1937-46	10	111	1,342	12.1	15
19	Bob Wallace (wr)	1968-72	5	109	1,403	12.9	9
20	Gene Schroeder (e)	1951-52, 54-57	6	104	1,870	18.0	13
21	Ray (Scooter) McLean (rb)	1940-47	8	103	2,232	21.7	21

## SEASON-BY-SEASON STAT LEADERS ANNUAL RUSHING LEADERS

Year	Player	Yards	Att.	TD	Year	Player	No.	Yards	TD
1982	Payton, Walter	596	148	1	1956	Casares, Rick	1,126	234	12
1981	Payton, Walter	1,222	339	6	1955	Casares, Rick	672	125	4
1980	Payton, Walter	1,460	317	6	1954	Jagade, Chick	498	157	3
1979	Payton, Walter	1,610	369	14	1953	Morrison, Fred	307	95	2
1978	Payton, Walter	1,395	333	11	1952	Morrison, Fred	367	95	3
1977	Payton, Walter	1,852	339	14	1951	Dottley, John	670	127	3
1976	Payton, Walter	1,390	311	13	1950	Gulyanics, George	571	146	2
1975	Payton, Walter	679	196	7	1949	Gulyanics, George	452	102	5
1974	Grandberry, Ken	475	144	2	1948	Gulyanics, George	439	119	4
1973	Garrett, Carl	655	175	5	1947	Osmanski, Joe	328	64	1
1972	Douglas, Bobby	968	141	8	1946	Gallardeau, Hugh	476	112	7
1971	Shy, Don	420	116	2	1945	Margarita, Bob	497	112	3
1970	Montgomery, Ross	229	62	0	1944	Margarita, Bob	463	88	4
1969	Sayers, Gale	1,032	236	8	1943	Clark, Harry	556	120	3
1968	Sayers, Gale	856	138	2	1942	Famiglietti, Gary	503	118	8
1967	Sayers, Gale	880	186	7	1941	McAfee, George	474	65	9
1966	Sayers, Gale	1,231	229	8	1940	Nolting, Ray	373	78	2
1965	Sayers, Gale	867	166	14	1939	Osmanski, Bill	699	121	8
1964	Arnett, Jon	400	119	1	1938	Nolting, Ray	297	63	2
1963	Marconi, Joe	446	118	2		Francis, Sam	297	85	3
1962	Marconi, Joe	406	89	5	1937	Nolting, Ray	424	106	2
1961	Galimore, Willie	707	153	4	1936	Nagurski, Bronko	529	122	3
1960	Casares, Rick	566	160	5	1935	Ronzani, Gene	356	79	2
1959	Casares, Rick	699	177	10	1934	Feathers, Beattie	1,004	101	1
1958	Casares, Rick	651	176	2	1933	Nagurski, Bronko	533	128	1
1957	Casares, Rick	700	204	6					

## ANNUAL PASSING LEADERS

Year	Player	Att.	Comp.	Yards	TD	INT.	Rating
1982	McMahon, Jim	210	120	1,501	9	7	80.1
1981	Evans, Vince	436	195	2,354	11	20	51.0
1980	Evans, Vince	278	148	2,039	11	16	66.1
1979	Phipps, Mike	255	134	1,535	9	8	69.7
1978	Avellini, Bob	264	141	1,718	5	16	54.6
1977	Avellini, Bob	293	194	2,004	11	18	61.7
1976	Avellini, Bob	271	118	1,580	8	15	49.7
1975	Avellini, Bob	126	67	942	6	11	57.4
	Huff, Gary	205	114	1,083	3	9	57.1
1974	Huff, Gary	283	142	1,663	6	17	50.4
1973	Douglass, Bobby	174	81	1,057	5	7	59.2
1972	Douglass, Bobby	198	75	1,246	9	12	49.5
1971	Douglass, Bobby	225	91	1,164	7	15	38.7
1970	Concannon, Jack	385	194	2,130	16	18	61.6
1969	Concannon, Jack	160	87	1,783	4	8	31.3
	Douglass, Bobby	148	68	773	5	8	50.9
1968	Concannon, Jack	143	71	715	5	9	49.8
1967	Concannon, Jack	186	92	1,260	6	14	51.0
1966	Bukich, Rudy	309	147	1,858	10	21	49.1
1965	Bukich, Rudy	312	176	2,641	20	9	93.6
1964	Bukich, Rudy	160	99	1,099	12	7	89.0
1963	Wade, Bill	356	192	2,301	15	12	73.8
1962	Wade, Bill	412	225	3,172	18	24	70.2
1961	Wade, Bill	250	139	2,258	22	13	93.7
1960	Brown, Ed	149	59	1,079	7	11	50.1
1959	Brown, Ed	247	125	1,881	13	10	77.0
1958	Brown, Ed	218	102	1,418	10	17	51.0
1957	Brown, Ed	185	84	1,321	6	16	44.5
1956	Brown, Ed	168	96	1,667	11	12	83.1
1955	Brown, Ed	164	85	1,307	9	10	71.4
1954	Bratkowski, Zeke	130	67	1,087	8	17	60.9
1953	Blanda, George	362	169	2,164	14	24	51.4
1952	Romanik, Steve	126	49	772	4	11	34.5
1951	Lujack, Johnny	176	85	1,295	3	8	59.9
1950	Lujack, Johnny	254	121	1,731	4	21	40.9
1949	Lujack, Johnny	312	162	2,658	23	22	75.9
1948	Luckman, Sid	163	89	1,047	13	14	65.2
1947	Luckman, Sid	323	176	2,712	24	31	67.6
1946	Luckman, Sid	229	110	1,826	17	16	70.8
1945	Luckman, Sid	217	117	1,725	14	10	82.6
1944	Luckman, Sid	143	71	1,018	11	11	66.8
1943	Luckman, Sid	202	110	2,194	28	12	107.8
1942	Luckman, Sid	105	57	1,023	10	13	80.0
1941	Luckman, Sid	119	68	1,181	9	6	95.5
1940	Luckman, Sid	105	48	941	6	9	60.7
1939	Masterson, Bernie	113	44	914	5	9	49.6
1938	Masterson, Bernie	112	46	848	7	9	55.6
1937	Masterson, Bernie	72	26	615	6	7	55.8

### BEARS ON RADIO

All Bear games can be heard for the sixth year on WBBM Newsradio 78 (780kc) live with play-by-play descriptions by Joe McConnell and analysis by Brad Palmer. Games are sandwiched between one-hour pre- and post-game shows.



## ANNUAL RECEIVING LEADERS CATCHES

Year	Player	No.	Yards	TD	Year	Player	No.	Yards	TD
1982	Suhey, Matt	36	333	0	1957	Doolley, Jim	37	530	1
1981	Payton, Walter	41	379	2	1956	Hill, Harlon	47	1,128	11
1980	Payton, Walter	46	367	1	1955	Hill, Harlon	42	789	9
1979	Williams, Dave	42	354	5	1954	Hill, Harlon	45	1,124	12
1978	Payton, Walter	50	480	0	1953	Doolley, Jim	53	841	4
1977	Scott, James	50	809	3	1952	Schroeder, Gene	39	660	6
1976	Harper, Roland	29	291	1	1951	Hoffman, John	28	394	2
1975	Rather, Bo	39	685	2	1950	Keane, Jim	36	433	0
1974	Wade, Charlie	39	683	1	1949	Keane, Jim	47	696	6
1973	Garrett, Carl	23	292	0	1948	Keane, Jim	30	414	3
1972	Thomas, Earl	20	365	3	1947	Keane, Jim	64	910	10
1971	Farmer, George	46	737	5	1946	Kavanaugh, Ken	18	337	5
1970	Gordon, Dick	71	1,026	13	1945	Wilson, George	28	259	3
1969	Wallace, Bob	47	553	5	1944	Wilson, George	24	265	4
1968	Gordon, Dick	29	477	4	1943	Clark, Harry	23	535	7
1967	Gordon, Dick	31	524	5	1942	McLean, Ray	19	571	8
1966	Sayers, Gale	34	447	2	1941	Plasman, Dick	14	283	0
1965	Morris, Johnny	53	846	4	1940	Kavanaugh, Ken	12	276	3
1964	Morris, Johnny	93	1,200	10	1939	Plasman, Dick	19	403	3
1963	Ditka, Mike	59	794	8	1938	Karr, William	14	253	4
1962	Ditka, Mike	58	904	5	1937	McDonald, Lester	11	179	4
	Morris, Johnny	58	889	5	1935	Hewitt, Bill	15	358	0
1961	Ditka, Mike	56	1,076	12	1935	Johnsos, Luke	19	298	4
1960	Dewveall, Willard	43	804	3	1934	Hewitt, Bill	10	151	5
1959	Doolley, Jim	41	580	3	1933	Hewitt, Bill	16	273	2
1958	McColl, Bill	35	517	8	1932	Johnsos, Luke	24	321	2

## ANNUAL RECEIVING LEADERS YARDAGE

Year	Player	Yards	No.	Avg.	Year	Player	Yards	No.	TD
1982	Moorehead, Emery	363	30	5	1957	Doolley, Jim	530	37	1
1981	Margerum, Ken	584	39	1	1956	Hill, Harlon	1,128	47	1
1980	Scott, James	696	36	3	1955	Hill, Harlon	789	42	9
1979	Baschnagel, Brian	452	30	2	1954	Hill, Harlon	1,124	45	12
1978	Scott, James	759	42	5	1953	Doolley, Jim	841	53	4
1977	Scott, James	809	50	3	1952	Schroeder, Gene	660	39	6
1976	Scott, James	512	26	6	1951	Schroeder, Gene	461	24	3
1975	Rather, Bo	685	39	2	1950	Keane, Jim	433	36	0
1974	Wade, Charles	683	39	1	1949	Keane, Jim	696	47	6
1973	Thomas, Earl	343	24	4	1948	McAfee, George	227	17	2
1972	Farmer, George	380	14	2	1947	McAfee, George	490	32	1
1971	Farmer, George	737	46	5	1946	McLean, Ray	348	17	2
1970	Gordon, Dick	1,026	71	13	1945	Kavanaugh, Ken	539	35	6
1969	Wallace, Bob	553	47	5	1944	McLean, Ray	414	19	5
1968	Gordon, Dick	477	29	4	1943	Clark, Harry	535	23	7
1967	Gordon, Dick	534	31	5	1942	McLean, Ray	571	19	8
1966	Jones, Jimmie	504	28	5	1941	Kavanaugh, Ken	314	11	6
1965	Morris, Johnny	846	53	4	1940	Kavanaugh, Ken	276	12	3
1964	Morris, Johnny	1,200	93	10	1939	Plasman, Dick	403	19	3
1963	Ditka, Mike	794	59	8	1938	Karr, Bill	253	14	4
1962	Ditka, Mike	904	58	5	1937	Manske, Eggs	225	9	3
1961	Ditka, Mike	1,076	56	12	1936	Hewitt, Bill	358	15	6
1960	Dewveall, Willard	804	43	5	1935	Johnsos, Luke	298	19	4
1959	Doolley, Jim	580	41	3	1934	Hewitt, Bill	151	10	5
1958	McColl, Bill	517	35	8	1933	Hewitt, Bill	274	16	2

# ANNUAL KICKOFF RETURN LEADERS

Year	Player	No.	Yards	TD	Year	Player	No.	Yards	Avg.
1982	Watts, Rickey	14	330	23.6	1961	Bivins, Charles	25	668	26.7
1981	Williams, Dave	23	486	21.1	1960	Galimore, Willie	12	292	24.3
1980	Williams, Dave	27	666	24.7	1959	Morris, Johnny	17	438	25.8
1979	Walterscheid, Len	19	427	22.5	1958	Morris, Johnny	16	399	24.9
1978	Baschangel, Brian	20	455	22.8	1957	Drzewiecki, Ron	13	315	24.2
1977	Baschnagel, Brian	23	557	24.2	1956	Bingham, Don	17	444	26.1
1976	Baschnagel, Brian	29	754	26.0	1955	Drzewiecki, Ron	25	591	23.6
1975	Payton, Walter	14	444	31.7	1954	Jagade, Chick	11	195	17.7
1974	Grandberry, Ken	22	568	25.8	1953	Macon, Ed	13	373	28.7
1973	Hill, Ike	27	637	23.6	1952	Macon, Ed	9	299	33.2
1972	Smith, Ron	30	924	30.8	1951	Morrison, Fred	13	353	27.2
1971	Smith, Ron	26	671	25.8	1950	Hunsinger, John	23	343	14.9
1970	Turner, Cecil	23	752	32.7	1949	Dreyer, Fred	13	338	26.0
1969	Sayers, Gale	14	339	24.2	1948	Minini, Frank	12	370	30.8
1968	Turners, Cecil	20	363	18.2	1947	Minini, Frank	11	261	23.7
1967	Sayers, Gale	16	603	37.7	1946	Osmaniski, Bill	8	203	25.4
1966	Sayers, Gale	23	718	31.2	1945	Margarita, Bob	10	155	15.5
1965	Sayers, Gale	21	660	31.4	1944	Margarita, Bob	12	279	23.3
1964	Martin, Billy	24	534	22.3	1943	Clark, Harry	13	326	25.1
1963	Bull, Ronnie	7	105	15.0	1942	Galliarneau, Hugh	6	151	25.2
1962	Martin, Billy	25	515	20.6					

## ANNUAL SCORING LEADERS

Year	Player	TD	PAT	FG	Pts.
1982	Moorehead, Emery	5	0	0	30
1981	Roveto, John	0	19	10	49
1980	Thomas, Bob	0	35	13	74
1979	Payton, Walter	16	0	0	96
1978	Thomas, Bob	0	26	17	77
1977	Payton, Walter	16	0	0	96
1976	Payton, Walter	13	0	0	78
1975	Thomas, Bob	0	18	13	57
1974	Roder, Mirro	0	18	13	57
1973	Roder, Mirro	0	11	8	35
1972	Percival, Mac	0	26	12	62
1971	Percival, Mac	0	18	15	63
1970	Percival, Mac	0	28	20	88
1969	Percival, Mac	0	26	8	50
1968	Percival, Mac	0	25	25	100
1967	Sayers, Gale	12	0	0	72
1966	LeClerc, Roger	0	24	18	78
1965	Sayers, Gale	22	0	0	132
1964	Morris, Johnny	10	0	0	60
1963	Ditka, Mike	8	0	0	48
1962	LeClerc, Roger	0	36	13	75
1961	Ditka, Mike	12	0	0	72
1960	Aveni, John	0	23	7	44
1959	Casares, Rick	12	0	0	72
1958	Galimore, Willie	12	0	0	72
1957	Blanda, George	1	23	14	71
1956	Casares, Rick	14	0	0	84
1955	Blanda, George	2	37	11	82
1954	Hill, Harlon	12	0	0	72
1953	Blanda, George	0	27	7	48
1952	Blanda, George	1	30	6	54
1951	Lujack, Johnny	7	10	0	52
1950	Lujack, Johnny	11	34	3	109

## ANNUAL PUNTING LEADERS

Year	Player	No.	Avg.
1982	Parsons, Bob	58	41.3
1981	Parsons, Bob	114	39.7
1980	Parsons, Bob	79	40.6
1979	Parsons, Bob	92	37.9
1978	Parsons, Bob	96	37.0
1977	Parsons, Bob	80	40.4
1976	Parsons, Bob	99	37.6
1975	Parsons, Bob	93	39.0
1974	Parsons, Bob	90	37.8
1973	Green, Bobby Joe	82	40.5
1972	Green, Bobby Joe	67	41.2
1971	Green, Bobby Joe	77	40.1
1970	Green, Bobby Joe	83	40.9
1969	Green, Bobby Joe	76	39.0
1968	Green, Bobby Joe	27	42.3
1967	Green, Bobby Joe	79	42.9
1966	Green, Bobby Joe	80	41.9
1965	Green, Bobby Joe	58	42.7
1964	Green, Bobby Joe	71	44.5
1963	Green, Bobby Joe	64	46.5
1962	Green, Bobby Joe	69	43.7
1961	Brown, Ed	58	42.2
1960	Brown, Ed	56	39.8
1959	Brown, Ed	64	41.2
1958	Brown, Ed	27	42.2
1957	Brown, Ed	34	40.1
1956	Brown, Ed	42	39.1
1955	Brown, Ed	44	40.1
1954	Bratkowski, Zeke	39	41.0
1953	Morrison, Fred	65	42.6
1952	Morrison, Fred	64	42.3
1951	Morrison, Fred	57	39.0

## ANNUAL PUNT RETURN LEADERS

Year	Player	No.	Yards	Avg.	Year	Player	No.	Yards	Avg.
1982	Fisher, Jeff	9	65	7.2	1960	Morris, Johnny	13	75	5.8
1981	Fisher, Jeff	43	509	11.8	1959	Morris, Johnny	14	171	12.2
1980	Walterscheid, Lenny	33	239	7.2	1958	Morris, Johnny	14	96	6.9
1979	Schubert, Steve	25	238	9.5	1957	Drzewiecki, Ron	22	64	2.9
1978	Schubert, Steve	27	229	8.5	1956	Jeter, Perry	6	66	11.0
1977	Schubert, Steve	31	291	9.4		Smith, Ray	6	66	11.0
1976	Livers, Virgil	28	205	7.3	1955	Drzewiecki, Ron	20	100	5.0
1975	Livers, Virgil	42	456	10.9	1954	Stone, Billy	14	40	2.9
1974	Hill, Ike	33	183	5.5	1953	Macon, Ed	17	68	4.0
1973	Hill, Ike	36	204	5.7	1952	White, Roy	23	117	5.1
1972	Smith, Ron	26	163	6.3	1951	White, Roy	14	131	9.4
1971	Smith, Ron	26	194	7.5	1950	McAfee, George	33	284	8.6
1970	Cole, Linzy	14	83	5.9	1949	McAfee, George	24	279	11.6
1969	Lyle, Garry	12	78	6.5	1948	McAfee, George	30	417	13.9
1968	Turner, Cecil	9	19	2.1	1947	McAfee, George	18	261	14.5
1967	Gordon, Dick	12	82	6.8	1946	Gallarneau, Hugh	10	99	9.9
1966	Arnett, Jon	15	58	3.9	1945	Margarita, Bob	7	66	9.4
1965	Sayers, Gale	16	238	14.9	1944	Grygo, Al	11	100	9.1
1964	Arnett, Jon	19	188	9.9	1943	Clark, Harry	10	158	15.8
1963	Morris, Johnny	16	164	10.3	1942	Gallarneau, Hugh	9	101	11.2
1962	Morris, Johnny	20	208	10.4	1941	Swisher, Bob	7	101	14.4
1961	Morris, Johnny	23	155	6.7		McAfee, George	5	158	31.6

## ANNUAL INTERCEPTION LEADERS

Year	Player	No.	Yards	Year	Player	No.	Yards
1982	Schmidt, Terry	4	39		Whitsell, Dave	2	57
1981	Fencik, Gary	6	121		Taylor, Roosevelt	2	45
1980	Walterscheid, Lenny	4	84		McRae, Bennie	2	44
1979	Schmidt, Terry	6	44		George, Bill	2	28
	Fencik, Gary	6	31	1963	Taylor, Roosevelt	9	172
1978	Fencik, Gary	4	77	1962	Petitbon, Richie	6	212
1977	Ellis, Allan	6	23	1961	Whitsell, Dave	6	123
1976	Brupbacher, Ross	7	49	1960	Caroline, J. C.	3	31
1975	Clemons, Craig	2	109	1959	Barnes, Erich	5	67
	Plank, Doug	2	50	1958	Sumner, Charles	6	67
	Livers, Virgil	2	40	1957	Johnson, Jack	4	36
	Ellis, Allan	2	4	1956	Caroline, J. C.	6	182
1974	Clemons, Craig	4	84	1955	Sumner, Charles	7	162
1973	Lyle, Garry	5	62	1954	Whitman, S. J.	5	117
1972	Ford, Charlie	7	104	1953	Kindt, Don	6	172
1971	Ford, Charlie	5	46	1952	Dooley, Jim	5	30
1970	Buffone, Doug	4	33	1951	Schroeder, Gene	5	62
1969	Taylor, Joe	3	37	1950	Davis, Harper	5	59
	Daniels, Dick	3	37	1949	McAfee, George	6	76
	Youngblood, George	3	22	1948	Lujack, Johnny	8	131
1968	McRae, Bennie	4	41	1947	Mullins, Noah	6	113
1967	McRae, Bennie	5	94	1946	Farris, Tom	4	43
	Petitbon, Richie	5	93	1945	Margarita, Bob	6	79
	Taylor, Roosevelt	5	19	1944	Grygo, Al	4	79
1966	Petitbon, Richie	4	34	1943	Clark, Harry	5	32
1965	Butkus, Dick	5	84	1942	Turner, Clyde	8	96
1964	Caroline, J. C.	2	84	1941	McAfee, George	6	78

# BEAR HONOR ROLL

Below and on the following pages is a listing of 808 players who have been on the Chicago Bears' active roster for one or more National Football League games from 1920 thru the 1982 seasons. The asterisks indicate deceased players; ( ) indicates the number of seasons with the Bears; date indicates first Bear season.

Abbey, Joe (North Texas State) ... E	(2)	1948
Adamle, Mike (Northwestern) ... RB	(2)	1975
Adams, John (LA State) ... B	(4)	1959
Adkins, Roy* (Millikin & Bethany) ... G	(2)	1920
Akin, Len (Baylor) ... G	(1)	1942
Albrecht, Ted (California) ... T	(5)	1977
Allen, Duane (Santa Ana) ... E	(2)	1966
Allen, Eddie (Pennsylvania) ... FB	(1)	1947
Allman, Robert (Michigan St.) ... E	(1)	1936
Amsler, Marty (Evansville) ... DE	(2)	1967
Anderson, Art (Idaho) ... T	(2)	1961
Anderson, Ed* (Notre Dame) ... E	(1)	1923
Anderson, Henry (Northwestern) ... G	(1)	1931
Anderson, Hunk* (Notre Dame) ... G	(6)	1922
Anderson, Marcus (Tulane) ... WR	(1)	1981
Anderson, Ralph* (Los Angeles St.) ... E	(1)	1958
Anderson, William (Compton Jr.) ... HB	(2)	1953
Antoine, Lionel (Southern Illinois) ... T	(6)	1972
Apolskis, Charles* (DePaul) ... E	(2)	1938
Ardizzone, Tony (Northwestern) ... C	(1)	1979
Arnett, Jon (Southern California) ... HB	(3)	1964
Artoe, Lee (California) ... T	(4)	1940
Ashburn, Clifford (Nebraska) ... T	(1)	1930
Asher, Bob (Vanderbilt) ... T	(4)	1972
Ashmore, M. Roger* (Gonzaga) ... T	(1)	1927
Aspatore, Edward (Marquette) ... T	(1)	1934
Atkins, Doug (Tennessee) ... E	(12)	1955
Autrey, Billy (SF Austin) ... C	(1)	1953
Avellini, Bob (Maryland) ... QB	(8)	1975
Aveni, John (Indiana) ... E	(2)	1959

## —B—

Babartsky, Al (Fordham) ... T	(3)	1943
Babinecz, John (Villanova) ... LB	(1)	1975
Badaczewski, J. (Western Reserve) ... G	(1)	1953
Baisi, Al (West Virginia) ... G	(3)	1940
Barker, Richard* (Iowa State) ... G	(1)	1921
Barnes, Erich (Purdue) ... HB	(3)	1958
Barnes, Gary (Clemson) ... E	(1)	1964
Barnes, Joe (Texas Tech) ... QB	(1)	1974
Barnett, Steve (Oregon) ... T	(1)	1963
Barwegen, Richard* (Purdue) ... G	(3)	1950
Baschnagel, Brian (Ohio St.) ... WR-KR	(7)	1976
Bassi, Dick* (Santa Clara) ... G	(2)	1938
Battles, Bill (Brown) ... E	(1)	1939
Bauman, Alf (Northwestern) ... T	(3)	1948
Bausch, Frank* (Kansas) ... C	(4)	1937
Baynham, Craig (Georgia Tech) ... RB	(1)	1970
Becker, Dave (Iowa) ... S	(1)	1980

Becker, Doug (Notre Dame) ... LB	(1)	1978
Becker, Kurt (Michigan) ... G	(1)	1982
Becker, Wayland (Marquette) ... E	(1)	1934
Bell, Kay (Washington State) ... T	(1)	1937
Bell, Todd (Ohio St.) ... S	(2)	1981
Benton, Jim (Arkansas) ... E	(1)	1943
Bergerson, Gilbert (Oregon State) ... G	(2)	1932
Berry, Connie M.* (N. Carolina St.) ... E	(5)	1942
Berry, Royce (Houston) ... DE	(1)	1976
Best, Art (Kent State) ... RB	(2)	1977
Bettis, Tom (Purdue) ... LB	(1)	1963
Bettridge, John (Ohio State) ... HB	(1)	1937
Bingham, Don (Sul Ross) ... HB	(1)	1956
Bishop, Bill (North Texas) ... T	(9)	1952
Bishop, Don (Los Angeles City) ... E	(1)	1959
Bivins, Charles (Morris Brown) ... HB	(7)	1960
Bjork, Del (Oregon) ... T	(2)	1937
Blackburn, J. A. ... T	(1)	1923
Blacklock, Hugh* (Michigan State) ... T	(6)	1920
Blackman, Lennon (Tulsa) ... HB	(1)	1930
Blanda, George (Kentucky) ... QB	(10)	1949
Boden, Lynn (South Dakota St.) ... G	(1)	1979
Bolan, George* (Purdue) ... FB	(4)	1921
Bonderant, J. B.* (DePauw) ... C	(1)	1922
Boone, J. R. (Tulsa U.) ... HB	(4)	1948
Brackett, M. L. (Auburn) ... T	(2)	1956
Bradley, Chuck (Oregon) ... TE	(1)	1977
Bradley, Ed (Wake Forest) ... G	(2)	1950
Braidwood, Charles* (Chattanooga) ... E	(1)	1932
Bramhall, Art (DePaul) ... HB	(1)	1931
Bratkowski, Zeke (Georgia) ... QB	(6)	1954
Bray, Ray (Western Michigan) ... G	(10)	1939
Brink, Larry (Northern Illinois) ... E	(1)	1954
Britton, Earl* (Illinois) ... FB	(1)	1925
Brockman, Edward (Oklahoma) ... B	(1)	1930
Brown, Charley (Syracuse) ... DB	(2)	1966
Brown, Ed (San Francisco) ... QB	(8)	1954
Brown, William (Illinois) ... FB	(1)	1961
Bruer, Bob (Mankato State) ... TE	(1)	1976
Brumbaugh, Carl* (Florida) ... QB	(8)	1930
Brumbacher, Ross (Tex. A&M) ... LB	(4)	1970
Bryan, Johnny* (Chicago) ... HB	(4)	1922
Bryant, Waymond (Tennessee St.) ... LB	(4)	1974
Buck, Arthur (John Carroll) ... HB	(1)	1941
Buckler, William "Bill"* (Alabama) ... G	(6)	1926
Buffone, Doug (Louisville) ... LB	(14)	1966
Buivid, Ray* (Marquette) ... QB-HB	(2)	1937
Bukich, Rudy (Southern Cal) ... QB	(9)	1958
Bull, Ronnie (Baylor) ... B	(9)	1962
Burdick, Lloyd* (Illinois) ... T	(2)	1931
Burgeis, Glenn (Tulsa) ... T	(1)	1945
Burks, Randy (SE Oklahoma St.) ... WR	(1)	1976
Burman, George (Northwestern) ... T	(1)	1964
Burnell, Max (Notre Dame) ... B	(1)	1944
Buss, Arthur (Michigan State) ... T	(2)	1934
Bussey, Young* (Louisiana State) ... DB	(2)	1940

Butkus, Dick (Illinois) . . . . . LB (9) 1965  
 Butler, Gary (Rice) . . . . . TE (1) 1975  
 Buzin, Rich (Penn State) . . . . . T (1) 1972

# —C—

Cabral, Brian (Colorado) . . . . . LB (2) 1981  
 Cadile, James (San Jose State) . . . . . G (11) 1962  
 Caffey, Lee Roy (Texas A&M) . . . . . LB (1) 1970  
 Calland, Lee (Louisville) . . . . . CB (1) 1969  
 Campana, Al (Youngstown) . . . . . HB (4) 1950  
 Campbell, Gary (Colorado) . . . . . LB (6) 1977  
 Campbell, Leon (Arkansas) . . . . . FB (3) 1952  
 Canady, James (Texas) . . . . . HB (2) 1948  
 Carey, Bob (Michigan State) . . . . . E (1) 1958  
 Carl, Harland (Wisconsin) . . . . . HB (1) 1956  
 Carlson, Jules "Zuck" (Oregon St.) . . . . . G (8) 1929  
 Caroline, J. C. (Illinois) . . . . . HB (10) 1956  
 Carter, Virgil (Brigham Young) . . . . . QB (4) 1968  
 Casares, Rick (Florida) . . . . . FB (10) 1955  
 Casey, Tim (Oregon) . . . . . LB (1) 1969  
 Castete, Jesse (McNeese State) . . . . . HB (1) 1956  
 Chamberlin, Guy\* (Nebraska) . . . . . E (2) 1920  
 Chambers, Wally (E. Kentucky) . . . . . DT (5) 1973  
 Chesley, Al (Pittsburgh) . . . . . LB (1) 1982  
 Chesney, Chester "Chet" (De Paul) C (2) 1939  
 Childs, Clarence (Fla. A&M) . . . . . DB (1) 1968  
 Cifers, Ed (Tennessee) . . . . . E (2) 1947  
 Clark, Gail (Michigan State) . . . . . LB (1) 1973  
 Clark, Harry (West Virginia) . . . . . HB (4) 1940  
 Clark, Herman (Oregon State) . . . . . G (5) 1952  
 Clark, Phil (Northwestern) . . . . . DB (1) 1970  
 Clarkson, Stuart\* (Texas A&I) . . . . . G (7) 1942  
 Clemons, Craig (Iowa) . . . . . S (6) 1972  
 Coady, Rich (Memphis State) . . . . . C/E (5) 1970  
 Cobb, Mike (Michigan State) . . . . . TE (4) 1978  
 Cody, Ed (Purdue) . . . . . FB (2) 1949  
 Coia, Angelo (Southern California) HB (4) 1960  
 Cole, Emerson (Toledo) . . . . . FB (1) 1952  
 Cole, Linzy (T.C.U.) . . . . . WR (1) 1970  
 Concannon, Jack (Boston College) QB (5) 1967  
 Conkright, Bill\* (Oklahoma) . . . . . C (2) 1973  
 Connor, George (Notre Dame) . . . . . T (8) 1948  
 Conzelman, Jim\* (Washington) . . . . . HB (1) 1920  
 Cooke, Ed (Maryland) . . . . . E (1) 1958  
 Copeland, Ron\* (UCLA) . . . . . WR (1) 1969  
 Corbett, George (Millikin) . . . . . HB (7) 1932  
 Cornish, Frank (Grambling) . . . . . DT (4) 1966  
 Corzine, Lester (Davis Elkins) . . . . . HB (1) 1938  
 Cotton, Craig (Youngstown) . . . . . TE (1) 1973  
 Cowan, Les (McMurry) . . . . . T (1) 1951  
 Crawford, Fred (Duke) . . . . . T (2) 1934  
 Crawford, James "Mush" (Illinois) G (1) 1925  
 Croft, Abe (Southern Methodist) . . . . . E (2) 1944  
 Croftcheck, Don (Indiana) . . . . . G (1) 1967  
 Cross, Bob (S. F. Austin State) . . . . . T (2) 1952  
 Culver, Alvin (Notre Dame) . . . . . T (1) 1932  
 Cunningham, Harold (Ohio State) . . . . . E (1) 1929

Curchin, Jeff (Florida State) . . . . . T (2) 1970

# —D—

Daffer, Ted (Tennessee) . . . . . E (1) 1954  
 Damore, John (Northwestern) . . . . . C (2) 1957  
 Daniell, Jim (Ohio State) . . . . . T (1) 1945  
 Daniels, Dick (Pacific-Oregon) . . . . . S (2) 1969  
 Davis, Art (Alabama State) . . . . . T (2) 1953  
 Davis, Fred (Alabama) . . . . . T (6) 1946  
 Davis, Harper (Mississippi State) HB (1) 1950  
 Davis, John (Missouri) . . . . . DB (1) 1970  
 Davis, Roger (Syracuse) . . . . . G (4) 1960  
 Dean, Fred (Texas Southern) . . . . . G (1) 1977  
 DeCorrevont, Bill (Northwestern) HB (2) 1948  
 DeLong, Steve (Tennessee) . . . . . DE (1) 1972  
 Deloplane, Jack (Salem) . . . . . RB (1) 1979  
 Dempsey, Frank (Florida) . . . . . G (4) 1950  
 Denney, Austin (Tennessee) . . . . . E (3) 1967  
 Devlin, Chris (Penn State) . . . . . LB (1) 1978  
 Dewveall, Willard (So. Methodist) . . . . . E (2) 1959  
 Digris, Bernie (Holy Cross) . . . . . T (1) 1943  
 Dimancheff, Boris Babe (Purdue) HB (1) 1952  
 Ditka, Mike (Pittsburgh) . . . . . TE (6) 1961  
 Dodd, Al (N.W. Louisiana) . . . . . DB (1) 1967  
 Doehring, John "Bull" . . . . . FB (6) 1932  
 Doerger, Jerry (Wisconsin) . . . . . T (1) 1982  
 Donchez, Tom (Penn State) . . . . . RB (1) 1975  
 Dooley, Jim (Miami U.) . . . . . E (9) 1952  
 Dottley, John (Mississippi) . . . . . FB (3) 1951  
 Douglas, Merrill (Utah) . . . . . FB (3) 1958  
 Douglass, Bobby (Kansas) . . . . . QB (7) 1969  
 Douthitt, Earl (Iowa) . . . . . S (1) 1975  
 Dreher, Ferd (Denver) . . . . . E (1) 1938  
 Dressen, Charley\* . . . . . QB (1) 1920  
 Drews, Ted (Princeton) . . . . . E (1) 1928  
 Dreyer, Wally (Wisconsin) . . . . . HB (1) 1949  
 Driscoll, Paddy\* (Northwestern) . . . . . HB (5) 1926  
 Drulis, Chuck\* (Temple) . . . . . G (6) 1942  
 Drury, Lyle (St. Louis) . . . . . E (2) 1930  
 Drzewiecki, Ron (Marquette) . . . . . HB (2) 1955  
 Dugger, Jack (Ohio State) . . . . . E (1) 1949  
 Dunlap, Bob (Oklahoma) . . . . . QB (1) 1935

# —E—

Earl, Robin (Washington) . . . . . RB-TE (6) 1977  
 Ecker, Ed (John Carroll) . . . . . T (1) 1947  
 Edwards, Cid (Tennessee State) . . . . . RB (1) 1975  
 Ellis, Allan (UCLA) . . . . . CB (7) 1973  
 Elmes, Leland\* (Bradley) . . . . . QB (1) 1929  
 Ely, Harold (Iowa) . . . . . G (1) 1932  
 Ely, Larry (Iowa) . . . . . LB (1) 1975  
 Engbretsen, Paul\* (Northwestern) G (1) 1932  
 Englund, Harry . . . . . E (4) 1920  
 Erickson, Harold\* (Wash. & Jeff.) HB (1) 1925  
 Evans, Earl (Harvard) . . . . . T (4) 1926  
 Evans, Fred (Notre Dame) . . . . . HB (1) 1948  
 Evans, Vince (USC) . . . . . QB-KR (6) 1977  
 Evey, Dick (Tennessee) . . . . . T (6) 1964

# —F—

Falkenberg, Herb (Trinity) . . . . .	FB	(1)	1951
Famiglietti, Gary (Boston U.) . . . . .	FB	(8)	1938
Fanning, Stan (Idaho) . . . . .	T	(3)	1960
Farmer, George (U.C.L.A.) . . . . .	WR	(6)	1970
Farrington, John* (Prairie View) . . . . .	E	(4)	1960
Farris, Tom (Wisconsin) . . . . .	QB	(2)	1946
Feathers, Beattie* (Tennessee) . . . . .	HB	(4)	1934
Febel, Fritz* (Purdue) . . . . .	G	(1)	1935
Federovich, John (Davis & Elkins) . . . . .	T	(2)	1941
Feichtinger, Andy* . . . . .	E	(2)	1920
Fencik, Gary (Yale) . . . . .	S	(7)	1976
Fenimore, Bob (Oklahoma A&M) . . . . .	HB	(1)	1947
Ferguson, J. B. . . . .	T	(1)	1932
Ferguson, Jim (So. California) . . . . .	C/LB	(1)	1969
Fetz, Gus* . . . . .	FB	(1)	1923
Figner, George (Colorado) . . . . .	HB	(1)	1953
Fisher, Bob (SMU) . . . . .	TE	(2)	1980
Fisher, Jeff (USC) . . . . .	CB-PR	(2)	1981
Flaherty, Pat* (Princeton) . . . . .	E	(1)	1923
Flanagan, Dick (Ohio State) . . . . .	G	(2)	1948
Flanagan, Latham (Carnegie Tech) . . . . .	E	(1)	1931
Fleckenstein, Bill (Iowa) . . . . .	G	(6)	1925
Floyd, Bobby Jack (TCU) . . . . .	FB	(1)	1953
Ford, Charlie (Houston) . . . . .	CB	(3)	1971
Fordham, Jim* (Georgia) . . . . .	FB	(2)	1944
Forrest, Tom (Cincinnati) . . . . .	G	(1)	1974
Fort, Aldo (Montana) . . . . .	G	(4)	1939
Fortmann, Dan (Colgate) . . . . .	G	(8)	1936
Fortunato, Joe (Mississippi St.) . . . . .	LB	(12)	1955
Francis, Sam (Nebraska) . . . . .	FB	(2)	1937
Franklin, Paul* (Franklin) . . . . .	E	(5)	1930
Frazier, Leslie (Alcorn St.) . . . . .	CB	(2)	1981
Frumpp, Milton (Ohio Wesleyan) . . . . .	G	(1)	1930

# —G—

Gagnon, Dave (Ferris St.) . . . . .	RB	(1)	1974
Gaines, Wentford (Cincinnati) . . . . .	CB	(3)	1978
Galimore, Willie* (Florida A&M) . . . . .	HB	(7)	1957
Gallagher, Dave (Michigan) . . . . .	DE	(1)	1974
Gallarneau, Hugh (Stanford) . . . . .	HB	(5)	1941
Garrett, Carl (N. Mex. Highlands) . . . . .	RB	(2)	1973
Garrett, T. (Oklahoma A&M) . . . . .	C	(2)	1947
Garrett, W. D. (Mississippi State) . . . . .	T	(1)	1950
Garvey, A. "Hec" (Notre Dame) . . . . .	E	(4)	1922
Gatzert, Ed* (Notre Dame) . . . . .	HB	(1)	1925
Gentry, Curtiss (Maryland State) . . . . .	DB	(3)	1966
Gentry, Dennis (Baylor) . . . . .	PR-RB	(1)	1982
George, Bill* (Wake Forest) . . . . .	G/LB	(14)	1952
Gepford, Sid* (Millikin & Bethany) . . . . .	B	(1)	1919
Gersbach, Carl (West Chester St.) . . . . .	LB	(1)	1975
Geyer, Bill (Colgate) . . . . .	HB	(3)	1942
Gibson, Abe (Purdue) . . . . .	G	(2)	1958
Gilbert, Kline (Mississippi) . . . . .	T	(5)	1953
Gilliam, John (S. Carolina St.) . . . . .	WR	(1)	1977
Glenn, Bill (Eastern Illinois) . . . . .	QB	(2)	1941
Glueck, Larry (Villanova) . . . . .	B	(3)	1963
Goebel, Paul (Michigan) . . . . .	E	(1)	1925

Goodnight, Owen* (Hardin-Sims) . . . . .	QB	(1)	1946
Gordon, Dick (Michigan State) . . . . .	HB	(7)	1965
Gordon, Lou* (Illinois) . . . . .	T	(1)	1938
Gorgal, Ken (Purdue) . . . . .	HB	(2)	1955
Grabowski, Jim (Illinois) . . . . .	RB	(1)	1971
Graham, Conrad (Tennessee) . . . . .	DB	(1)	1973
Grandberry, Ken (Wash. St.) . . . . .	RB	(1)	1974
Grange, Garland, "Gardie" (Illinois) . . . . .	E	(3)	1929
Grange, Harold "Red" (Illinois) . . . . .	HB	(8)	1925
Green, Bobby Joe (Florida) . . . . .	P	(12)	1962
Greenwood, Glen* (Iowa) . . . . .	HB	(1)	1924
Grim, Bob (Oregon State) . . . . .	WR	(1)	1975
Grosvenor, George (Colorado) . . . . .	HB	(2)	1935
Grygo, Al* (South Carolina) . . . . .	HB	(2)	1944
Gudauskas, Pete (Murray State) . . . . .	G	(2)	1943
Gulyanics, George (Ellisville, JC) . . . . .	HB	(6)	1947
Gunn, Jimmy (USC) . . . . .	LB	(6)	1970
Gunner, Harry (Oregon State) . . . . .	DE	(1)	1970

# —H—

Haddon, Aldous (Wash. & Jeff.) . . . . .	B	(1)	1928
Haines, Kris (Notre Dame) . . . . .	WR	(3)	1979
Halas, George (Illinois) . . . . .	E	(10)	1920
Hale, Dave (Ottawa) . . . . .	DE	(3)	1969
Haluska, Jim (Wisconsin) . . . . .	HB	(1)	1956
Hamity, Lewis (Chicago) . . . . .	HB	(1)	1941
Hamlin, Gene (West. Michigan) . . . . .	C	(1)	1971
Hammond, Henry (Southwestern) . . . . .	E	(1)	1937
Hampton, Dan (Arkansas) . . . . .	DE	(4)	1979
Hanke, Carl* (Minnesota) . . . . .	G	(1)	1922
Hanny, Frank* (Indiana) . . . . .	E	(5)	1922
Hansen, Clifford (Luther) . . . . .	HB	(1)	1933
Hansen, Wayne (Texas Western) . . . . .	C	(10)	1950
Hardy, Cliff (Michigan State) . . . . .	CB	(1)	1971
Harley, Charles Chic* (Ohio St.) . . . . .	RB	(1)	1921
Harper, Roland (Louisiana Tech) . . . . .	RB	(7)	1975
Harris, Al (Arizona State) . . . . .	DE	(4)	1979
Harris, Richard (Grambling) . . . . .	DE	(2)	1974
Harrison, Jim (Missouri) . . . . .	RB	(4)	1971
Hart, Tommy (Morris Brown) . . . . .	DE	(2)	1978
Hartenstine, Mike (Penn St.) . . . . .	DE	(8)	1975
Hartman, Fred (Rice) . . . . .	T	(1)	1947
Hartnett, Perry (SMU) . . . . .	G	(1)	1982
Haselrig, Clint (Michigan) . . . . .	WR	(1)	1974
Hatley, John (Sul Ross) . . . . .	G	(1)	1953
Hazelton, Major (Florida A&M) . . . . .	DB	(2)	1968
Healey, Ed* (Dartmouth) . . . . .	T	(6)	1922
Healy, Don (Maryland) . . . . .	G	(2)	1958
Heardon, Tom* (Notre Dame) . . . . .	QB	(1)	1929
Heileman, Charles* (Iowa State) . . . . .	E	(1)	1939
Helwig, John (Notre Dame) . . . . .	G	(4)	1953
Hempel, Bill (Carroll) . . . . .	T	(1)	1942
Henderson, Reuben (San Diego St.) . . . . .	CB	(2)	1981
Hensley, Dick (Kentucky) . . . . .	E	(1)	1953
Herron, Bruce (New Mexico) . . . . .	LB	(5)	1978
Hester, Jim (North Dakota) . . . . .	TE	(1)	1970
Hewitt, Bill* (Michigan) . . . . .	E	(5)	1932
Hibbs, Jesse (Southern California) . . . . .	T	(1)	1931



Hicks, Tom (Illinois) . . . . .	LB	(5)	1976
High, Lennie . . . . .	HB	(1)	1920
Hilgenberg, Jay (Iowa) . . . . .	C	(2)	1981
Hill, Harlon (Florence St. Tchrs.) . . . . .	E	(8)	1954
Hill, Ike (Catawba) . . . . .	WR	(2)	1973
Hoban, Mike (Michigan) . . . . .	G	(1)	1974
Hobscheid, Fred* (Chicago) . . . . .	G	(1)	1927
Hodgins, Norm (Louisiana St.) . . . . .	S	(1)	1974
Hoffman, Jack (Xavier) . . . . .	E	(5)	1952
Hoffman, John (Arkansas) . . . . .	E	(8)	1949
Hoffman, John (Hawaii) . . . . .	DE	(1)	1971
Hoke, Jonathan (Ball State) . . . . .	CB	(1)	1980
Holloway, Glen (No. Texas State) . . . . .	G	(4)	1970
Holman, Willie (So. Carolina St.) . . . . .	DE	(6)	1968
Holmer, Walter* (Northwestern) . . . . .	FB	(2)	1929
Holovak, Mike (Boston College) . . . . .	FB	(2)	1947
Hoptowit, Al (Washington State) . . . . .	T	(5)	1941
Horton, Larry (Iowa) . . . . .	DT	(2)	1972
Howley, Charles (West Virginia) . . . . .	C	(2)	1958
Hrivnak, Gary (Purdue) . . . . .	DT	(4)	1973
Huarte, John (Notre Dame) . . . . .	QB	(1)	1972
Huff, Gary (Florida State) . . . . .	QB	(4)	1973
Huffine, Ken* (Purdue) . . . . .	FB	(1)	1921
Hugasian, Harry (Stanford) . . . . .	HB	(1)	1955
Hughes, Bernard* (Oregon) . . . . .	C	(1)	1941
Hughes, Billy* (Texas) . . . . .	C	(2)	1940
Hull, Mike (So. California) . . . . .	FB	(3)	1968
Hultz, Don (Southern Miss.) . . . . .	DT	(1)	1974
Hunsinger, Chuck (Florida) . . . . .	HB	(3)	1950
Hunt, Jackie (Marshall) . . . . .	HB	(1)	1945
Hurst, William (Oregon) . . . . .	G	(1)	1924
Huther, Bruce (New Hampshire) . . . . .	LB	(1)	1982
Hyland, Bob (Boston College) . . . . .	C	(1)	1970

# —I—

Ingwersen, Burt* (Illinois) . . . . .	G	(2)	1920
Ippolita, Anthony* (Purdue) . . . . .	G	(1)	1943

# —J—

Jackson, Bobby (Alabama) . . . . .	HB	(1)	1961
Jackson, Noah (Tampa) . . . . .	G	(8)	1975
Jackson, Randy (Florida) . . . . .	T	(8)	1967
Jagade, Chick* (Indiana) . . . . .	FB	(2)	1954
James, Dan (Ohio) . . . . .	T	(1)	1967
Janet, Ernie (Washington) . . . . .	G	(3)	1972
Jarmoluk, Mike (Temple) . . . . .	T	(2)	1946
Jecha, Ralph (Northwestern) . . . . .	G	(1)	1955
Jencks, Robert (Miami, O.) . . . . .	E	(2)	1963
Jensvold, Leo* (Iowa) . . . . .	QB	(1)	1931
Jeter, Bob (Iowa) . . . . .	CB	(3)	1971
Jeter, Perry . . . . .	RB	(2)	1956
Jewett, Bob (Michigan State) . . . . .	E	(1)	1958
Jiggetts, Dan (Harvard) . . . . .	T	(7)	1976
Joesting, Herb* (Minnesota) . . . . .	FB	(2)	1931
Johnson, Albert (Kentucky) . . . . .	FB	(1)	1938
Johnson, Bill* (So. Methodist) . . . . .	G	(2)	1946
Johnson, Greg (Florida St.) . . . . .	DT	(1)	1977
Johnson, Jack* (Miami) . . . . .	B	(3)	1957
Johnson, John (Indiana) . . . . .	T	(6)	1963

Johnson, Leo (Millikin) . . . . .	HB	(1)	1920
Johnson, O. G. . . . .	FB	(1)	1924
Johnson, Pete (V.M.I.) . . . . .	B	(1)	1959
Johnsos, Luke (Northwestern) . . . . .	E	(9)	1929
Jones, Bob (San Diego State) . . . . .	E	(1)	1967
Jones, Edgar (Pittsburgh) . . . . .	HB	(1)	1945
Jones, Jerry* (Notre Dame) . . . . .	G	(2)	1920
Jones, Jimmy (Wisconsin) . . . . .	E	(3)	1965
Jones, Stan (Maryland) . . . . .	T	(12)	1954
Juenger, Dave (Ohio U.) . . . . .	WR	(1)	1973

# —K—

Karr, William* (West Virginia) . . . . .	E	(6)	1933
Karras, Ted (Indiana) . . . . .	G	(5)	1960
Karwales, Jack (Michigan) . . . . .	E	(2)	1946
Kassel, Chuck* (Illinois) . . . . .	E	(1)	1927
Kavanaugh, Ken (Louisiana State) . . . . .	E	(8)	1940
Kawal, Ed* (Illinois) . . . . .	C	(6)	1931
Keane, Jim (Iowa) . . . . .	E	(6)	1946
Keefe, Jerry* (Notre Dame) . . . . .	G	(1)	1920
Kelly, Elmer (Wichita U.) . . . . .	E	(1)	1944
Kelly, Jim (Tenn. St.) . . . . .	TE	(1)	1974
Kendricks, Jim (Texas A&M) . . . . .	T	(1)	1924
Keriasotis, Nick (St. Ambrose) . . . . .	G	(3)	1942
Kiesling, Walter* (St. Thomas) . . . . .	G	(1)	1934
Kilcullen, Bob (Texas Tech.) . . . . .	T	(8)	1957
Kilgore, Jon (Auburn) . . . . .	P	(1)	1968
Kindt, Don (Wisconsin) . . . . .	HB	(9)	1947
King, Ralph (Chicago) . . . . .	T	(1)	1925
Kinney, Steve (Utah State) . . . . .	T	(2)	1973
Kirk, Ken (Mississippi) . . . . .	C	(1)	1960
Kissell, Adolph (Boston College) . . . . .	FB	(1)	1942
Klawitter, Dick* (S. Dakota State) . . . . .	C	(2)	1956
Klein, Dick (Iowa) . . . . .	T	(2)	1958
Knopp, Oscar* (Illinois) . . . . .	FB	(6)	1923
Knox, Bill (Purdue) . . . . .	DB	(3)	1974
Knox, Ron (U.C.L.A.) . . . . .	QB	(1)	1957
Koehler, Robert* (Northwestern) . . . . .	FB	(2)	1920
Kolman, Ed (Temple) . . . . .	T	(5)	1940
Konovsky, Bob* (Wisconsin) . . . . .	G	(1)	1960
Kopcha, Joe (Chattanooga) . . . . .	G	(5)	1929
Kortas, Kenneth (Louisville) . . . . .	T	(1)	1969
Kosins, Gary (Dayton) . . . . .	RB	(3)	1972
Kreamcheck, John (Wm. & Mary) . . . . .	T	(3)	1953
Kreitling, Rich (Illinois) . . . . .	E	(1)	1964
Kreiwald, Doug (West Texas State) . . . . .	G	(2)	1967
Kuechenberg, Rudy (Indiana) . . . . .	LB	(3)	1967
Kunz, Lee (Nebraska) . . . . .	LB	(3)	1979
Kurek, Ralph (Wisconsin) . . . . .	FB	(6)	1965

# —L—

LaFleur, Joe* (Marquette) . . . . .	FB	(3)	1922
LaForest, W. . . . .	FB	(1)	1920
Lahar, Harold (Oklahoma) . . . . .	G	(1)	1941
Lamb, Walter (Oklahoma) . . . . .	E	(1)	1946
Lanum, R. "Jake"* (Ill. & Millikin) . . . . .	B	(5)	1920
Larson, Fred* (Notre Dame) . . . . .	C	(1)	1922
Latta, Greg (Morgan State) . . . . .	TE	(6)	1975
Lawler, Allen (Texas) . . . . .	HB	(1)	1948



Lawson, Roger (West. Michigan)	RB	(2)	1972	McAfee, George (Duke)	HB	(8)	1940
Layne, Bobby (Texas)	QB	(1)	1948	McClendon, Willie (Georgia)	RB	(4)	1979
Leclerc, Roger (Trinity)	LB	(7)	1960	McColl, Bill (Stanford)	E	(8)	1952
Lee, Buddy (Louisiana State)	QB	(1)	1971	McDonald, Lester* (Nebraska)	E	(3)	1937
Lee, Herman (Florida A&M)	T	(9)	1958	McElwain, Bill (Northwestern)	HB	(1)	1925
Leeuwenburg, Rich (Stanford)	T	(1)	1965	McEnulty, Doug (Wichita)	FB	(2)	1943
Leggett, Earl (Louisiana State)	T	(10)	1957	McGee, Tony (Bishop College)	DE	(3)	1971
Lemon, Clifford* (Centre)	T	(1)	1926	McKinney, Bill (West Texas)	LB	(1)	1972
Leonard, James (Colgate)	T	(1)	1924	McKinnely, Phil (UCLA)	T	(1)	1982
Lesane, James (Virginia)	HB	(2)	1952	McLean, Ray* (St. Anselms)	HB	(8)	1940
Lick, Dennis (Wisconsin)	T	(6)	1976	McMahon, Jim (BYU)	QB	(1)	1982
Line, Bill (Southern Methodist)	DT	(1)	1972	McMichael, Steve (Texas)	DT	(2)	1981
Lintzenich, Joseph (St. Louis)	FB	(2)	1930	McMillen, Jim (Illinois)	G	(6)	1924
Lipscomb, Paul* (Tennessee)	T	(1)	1954	McMullen, Daniel (Nebraska)	G	(2)	1930
Livers, Virgil (W. Kentucky)	CB-PR	(5)	1975	McPherson, Forrest (Nebraska)	G	(1)	1935
Livingston, Andy (Phoenix JC)	B	(2)	1964	McRae, Bennie (Michigan)	HB	(9)	1962
Logan, James (Indiana)	G	(2)	1942	McRae, Franklin (Tenn. State)	DT	(1)	1967
Long, Harvey (Detroit)	T	(1)	1929	Meadows, Ed* (Duke)	E	(3)	1954
Long, Johnny* (Colgate)	QB	(2)	1944	Mellekas, John (Arizona)	T	(5)	1956
Lowe, Lloyd (North Texas State)	HB	(2)	1953	Merkel, Monte (Kansas)	G	(2)	1942
Luckman, Sid (Columbia)	QB	(12)	1939	Merrill, Mark (Minnesota)	LB	(1)	1979
Lujack, Johnny (Notre Dame)	QB	(4)	1948	Meyers, Jerry (N. Illinois)	DE-DT	(4)	1976
Lusby, Vaughn (Arkansas)	CB	(1)	1980	Michaels, Edward* (Villanova)	G	(1)	1935
Lyle, Garry (Geo. Washington)	CB	(7)	1968	Mihal, Joe* (Purdue)	T	(2)	1940
Lyman, Roy "Link"* (Nebraska)	T	(9)	1926	Miller, Charles "Ookie" (Purdue)	C	(6)	1932
Lyon, George (Kansas State)	T	(1)	1929	Miller, Milford (Chadron)	T	(1)	1932

# —M—

MacLeod, Robert (Dartmouth)	HB	(2)	1939	Milner, Bill (Duke)	G	(3)	1947
MacWherter, Kile* (Bethany)	FB	(1)	1920	Minini, Frank (San Jose St.)	HB	(3)	1947
Macon, Ed (College of Pacific)	HB	(2)	1952	Mintum, John F. "Jack"*	C	(2)	1921
Magnani, Dante (St. Mary's)	HB	(4)	1942	Mitchell, Charley (Tulsa)	HB	(1)	1945
Maillard, Ralph (Creighton)	T	(1)	1929	Mohardt, John* (Notre Dame)	HB	(1)	1925
Malone, Charles (Texas A&M)	E	(1)	1933	Molesworth, Keith* (Monmouth)	HB	(7)	1931
Manders, Jack* (Minnesota)	HB	(8)	1933	Montgomery, Randy (Weber St.)	CB	(1)	1974
Maniaci, Joe (Fordham)	FB	(4)	1938	Montgomery, Ross (TCU)	FB	(2)	1969
Manning, Pete (Wake Forest)	E	(2)	1960	Mooney, Jim* (Georgetown)	E	(1)	1935
Manske, Edgar (Northwestern)	E	(4)	1937	Mooney, Tippi (Abilene Christian)	HB	(3)	1944
Marconi, Joe (West Virginia)	FB	(5)	1962	Moore, Albert (Northwestern)	QB	(1)	1932
Margarita, Bob (Brown)	HB	(3)	1944	Moore, Jerry (Arkansas)	S	(2)	1971
Margerum, Ken (Stanford)	WR	(2)	1981	Moore, Joe (Missouri)	RB	(2)	1971
Martin, Bill (Georgia Tech.)	E	(2)	1964	Moore, McNeil (Sam Houston)	HB	(3)	1954
Martin, Billy* (Minnesota)	HB	(3)	1962	Moore, Rocco (Western Michigan)	G	(1)	1980
Martin, Dave (Notre Dame)	LB	(1)	1969	Moorehead, Emery (Colorado) WR-KR	(2)	1981	
Martin, Frank (Alabama)	HB	(1)	1941	Morgan, Mike (Wisconsin)	RB	(1)	1978
Martynovich, P. (College of Pacific)	G	(1)	1940	Morris, Francis (Boston U.)	HB	(1)	1942
Maslowski, Matt (San Diego U.)	WR	(1)	1972	Morris, Johnny (Santa Barbara)	FL	(10)	1958
Mass, Wayne (Clemson)	OT	(3)	1968	Morris, John (Holy Cross)	C	(1)	1978
Masters, Bob (Baylor)	FB	(2)	1943	Morris, Larry (Georgia Tech.)	LB	(7)	1959
Masterson, Bernie* (Nebraska)	QB	(7)	1934	Morrison, Fred (Ohio State)	FB	(4)	1950
Masterson, Forest (Iowa)	C	(1)	1945	Morton, John (Missouri)	E	(1)	1945
Mastrogany, Gus (Iowa)	E	(1)	1931	Moser, Robert (Pacific)	C	(3)	1951
Matheson, Jack (West. Michigan)	E	(1)	1947	Mosley, Henry (Morris Brown)	HB	(1)	1955
Mattson, Riley (Oregon)	T	(1)	1965	Mucha, Charles (Washington)	G	(1)	1935
Matuza, Al (Georgetown)	C	(4)	1941	Mucha, Rudy (Washington)	G	(2)	1945
May, Chester*	G	(1)	1920	Muckensturm, Jerry (Ark. St.)	LB	(6)	1976
May, Walter O. "Red"*	G	(1)	1920	Mudd, Howard (Hillsdale)	G	(2)	1969
Mayes, Rufus (Ohio State)	T	(1)	1969	Mullen, Verne* (Illinois)	E	(3)	1923
Maznicki, F. (Boston College)	HB	(2)	1942	Mullins, Don R. (Houston)	HB	(2)	1961
				Mullins, Noah (Kentucky)	HB	(4)	1946

Mundee, Fred (Notre Dame)	C	(3)	1943
Murray, Richard* (Marquette)	T	(1)	1924
Murry, Don* (Wisconsin)	T	(8)	1924
Musso, George (Millikin)	G	(12)	1933
Musso, Johnny (Alabama)	RB	(3)	1975
Meyers, Denny* (Iowa)	T	(1)	1931

## —N—

Nagurski, Bronko (Minnesota)	FB	(9)	1930
Neacy, Clement* (Colgate)	E	(1)	1927
Neal, Dan (Kentucky)	C	(8)	1975
Neal, Ed (Louisiana State)	G	(1)	1951
Neck, Tommy (Louisiana State)	HB	(2)	1962
Negus, Fred (Wisconsin)	C	(1)	1950
Neidert, John (Louisville)	LB	(1)	1970
Nelson, Everett (Illinois)	T	(1)	1929
Nesbitt, Dick* (Drake)	HB	(4)	1930
Newsome, Billy (Grambling)	DE	(1)	1977
Newton, Bob (Nebraska)	G	(5)	1971
Nickla, Ed (Maryland)	G	(1)	1959
Nielsen, Hans (Michigan State)	K	(1)	1981
Nix, Kent (T.C.U.)	QB	(2)	1970
Nolting, Ray (Cincinnati)	HB	(9)	1936
Norberg, Hank (Stanford)	E	(1)	1948
Nordquist, Mark (Pacific)	G-C	(2)	1975
Nori, Reino (DeKalb)	HB	(1)	1938
Norman, Dick (Stanford)	QB	(2)	1961
Nowaskey, Bob* (Geo. Wash.)	E	(3)	1940

## —O—

O'Bradovich, Ed (Illinois)	E	(10)	1962
O'Connell, J. F.* (Penn. St.)	C	(1)	1924
O'Connell, Tom (Illinois)	QB	(1)	1953
Oech, Verne (Minnesota)	G	(1)	1936
Oelrich, John (St. Ambrose)	HB	(1)	1938
Ogden Ray (Alabama)	TE	(3)	1969
O'Quinn, John (Wake Forest)	E	(2)	1950
O'Rourke, Charles (Boston Col.)	QB	(1)	1942
Osborne, Jim (Southern)	DT	(11)	1972
Osmanski, Bill (Holy Cross)	FB	(7)	1939
Osmanski, Joe (Holy Cross)	FB	(4)	1946

## —P—

Pagac, Fred (Ohio State)	TE	(1)	1974
Page, Alan (Notre Dame)	DT	(4)	1978
Parsons, Bob (Penn State)	P-TE	(11)	1972
Patterson, Billy (Baylor)	QB	(1)	1939
Pauley, Frank Don (Wash. & Jeff.)	T	(1)	1930
Payton, Walter (Jackson State)	RB	(8)	1975
Pearce, W. "Pard" (Penn.)	QB	(3)	1920
Pearson, Madison* (Kansas)	C	(6)	1929
Pederson, Jim (Augsburg)	HB	(1)	1932
Peiffer, Dan (S.E. Missouri St.)	C	(3)	1975
Percival, Mac (Texas Tech.)	K	(7)	1967
Perez, Peter (Illinois)	G	(1)	1945
Perina, Bob (Princeton)	HB	(2)	1949
Perini, Pete (Ohio State)	FB	(2)	1954
Perkins, Don (Plattsville)	FB	(2)	1945
Perrin, Lonnie (Illinois)	RB	(1)	1979
Petitbon, Richie (Tulane)	HB	(10)	1959

Petty, John* (Purdue)	FB	(1)	1942
Petty, Ross* (Illinois)	G	(1)	1920
Phillips, Loyd (Arkansas)	DE	(3)	1967
Phipps, Mike (Purdue)	QB	(5)	1977
Piccolo, Brian* (Wake Forest)	RB	(4)	1966
Pickens, Bob (Nebraska)	T	(2)	1967
Pifferini, Bob (U.C.L.A.)	LB	(4)	1972
Pinder, Cyril (Illinois)	RB	(2)	1971
Plank, Doug (Ohio State)	S	(8)	1975
Plasman, Dick* (Vanderbilt)	E	(6)	1937
Podmajersky, Paul (Illinois)	G	(1)	1944
Polisky, John* (Notre Dame)	G	(1)	1929
Pollock, Bill (Penn. Mil. Acad.)	HB	(2)	1935
Pool, Hampton (Stanford)	E	(4)	1940
Preston, Pat (Wake Forest)	G	(4)	1946
Pride, Dan (Jackson State)	LB	(2)	1968
Proctor, Rex (Rice)	HB	(1)	1953
Purnell, James (Wisconsin)	LB	(5)	1964
Pyle, Mike (Yale)	C	(9)	1961

## —R—

Rabold, Mike* (Indiana)	G	(3)	1964
Rains, Dan (Cincinnati)	LB	(1)	1982
Rakestraw, Larry (Georgia)	QB	(4)	1964
Ramsey, Frank (Oregon State)	G	(1)	1945
Rather, Bo (Michigan)	WR	(5)	1974
Reader, Russ (Michigan State)	HB	(1)	1947
Reese, Lloyd* (Tennessee)	FB	(1)	1946
Reilly, Mike (Iowa)	LB	(5)	1964
Rentner, Ernest Pug* (N'western)	HB	(2)	1936
Reppond, Mike (Arkansas)	WR	(1)	1973
Rice, Andy (Texas Southern)	DT	(2)	1972
Richards, Golden (Hawaii)	WR	(2)	1978
Richards, Ray (Nebraska)	T	(4)	1933
Richman, Harry* (Illinois)	G	(1)	1929
Rivera, Steve (California)	WR	(1)	1977
Rives, Don (Texas Tech)	LB	(6)	1973
Roberts, Tom (DePaul)	G	(2)	1943
Roberts, Willie (Houston)	CB	(1)	1973
Roder, Mirro (None)	K	(2)	1973
Roehnell, William* (Bradley)	G	(2)	1958
Roger, Mel (Florida A&M)	LB	(1)	1977
Roggeman, Tom (Purdue)	G	(2)	1956
Romanik, Steve (Villanova)	QB	(4)	1950
Romney, Milton* (Chicago)	QB	(5)	1925
Ronzani, Gene* (Marquette)	QB	(8)	1933
Rosequist, Ted (Ohio State)	T	(3)	1934
Roveto, John (S.W. Louisiana)	K	(2)	1981
Rowden, Larry (Houston)	LB	(1)	1971
Rowland, Brad (McMurry)	HB	(1)	1951
Rowland, Justin (T.C.U.)	HB	(1)	1960
Rupp, Nelson* (Dennison)	QB	(1)	1921
Russell, Reginald (Northwestern)	E	(1)	1928
Ryan, John (Detroit)	T	(1)	1929
Ryan, Rocky (Illinois)	E	(1)	1958
Rydalch, Ron (Utah)	DT	(6)	1975
Rydzewski, Frank* (Notre Dame)	C	(1)	1923
Rykovich, Julie* (Illinois)	HB	(3)	1949

# —S—

Sacrinty, Nick (Wake Forest) . . .	QB	(1)	1947
Sanderson, Reggie (Stanford) . . .	RB	(1)	1973
Savoldi, Joe* (Notre Dame) . . .	FB	(1)	1930
Sayers, Gale (Kansas) . . .	HB	(7)	1965
Schiechi, John* (Santa Clara) . . .	C	(2)	1945
Schmidt, Terry (Ball State) . . .	S	(7)	1976
Schreiber, Larry (Tenn. Tech.) . . .	RB	(1)	1976
Schroeder, Gene (Virginia) . . .	E	(6)	1951
Schubert, Steve (U Mass.) . . .	PR-WR	(5)	1975
Schuetz Paul* (Wisconsin) . . .	G	(3)	1930
Schweda, Brian (Kansas) . . .	DE	(1)	1966
Schweidler, Dick (St. Louis) . . .	HB	(3)	1938
Scott, James (Henderson J.C.) . . .	WR	(6)	1976
Scott, Ralph* (Wisconsin) . . .	T	(5)	1921
Seals, George (Missouri) . . .	G	(7)	1965
Seiberling, Gerald (Drake) . . .	FB	(1)	1932
Senn, Bill* (Knox) . . .	HB	(6)	1926
Serini, Washington (Kentucky) . . .	G	(4)	1948
Sevy, Jeff (California) . . .	T-DE	(4)	1975
Seymour, Jim (Notre Dame) . . .	WR	(3)	1970
Shank, J. L. . .	HB	(1)	1920
Shanklin, Ron (No. Texas St.) . . .	WR	(2)	1975
Shaw, Glenn (Kentucky) . . .	HB	(1)	1960
Shearer, Brad (Texas) . . .	DT	(3)	1978
Shellog, Alec* (Notre Dame) . . .	T	(1)	1939
Sherman, Saul (Chicago) . . .	QB	(2)	1939
Shipkey, Jerry (U.C.L.A.) . . .	FB	(1)	1953
Shoemaker, Hub (Illinois) . . .	G	(2)	1920
Shy, Don (San Diego State) . . .	RB	(3)	1970
Siegel, John (Columbia) . . .	E	(5)	1939
Sigillo, Dom* (Xavier) . . .	T	(2)	1943
Sigmund, Arthur W. . .	G	(1)	1923
Simmons, J. (Bethune-C'km'n) . . .	WR	(1)	1969
Singletary, Mike (Baylor) . . .	LB	(2)	1981
Sisk, John (Marquette) . . .	HB	(5)	1932
Sisk, Jr., John (Miami) . . .	B	(1)	1964
Skibinski, John (Purdue) . . .	RB	(4)	1978
Smeja, Rudy (Michigan) . . .	E	(2)	1944
Smith, Clarence (Georgia) . . .	E	(1)	1942
Smith, Eugene (Georgia Tech.) . . .	G	(1)	1930
Smith, H. Allen* (Mississippi) . . .	E	(2)	1947
Smith, J. D. (N. Car. A&T) . . .	FB	(1)	1956
Smith, James (Compton J.C.) . . .	HB	(1)	1961
Smith, Ray Gene (Midwestern) . . .	HB	(4)	1954
Smith, Ron (Wisconsin) . . .	S	(4)	1965
Smith, Russell* (Illinois) . . .	T	(3)	1921
Snyder, Bob (Ohio U.) . . .	QB	(5)	1939
Sorey, Revie (Illinois) . . .	G	(7)	1975
Spivey, Mike (Colorado) . . .	CB	(3)	1977
Sprinkle, Ed (Hardin-Simmons) . . .	E	(12)	1944
Stahlman, Dick* (DePaul) . . .	T	(1)	1933
Standlee, Norm* (Stanford) . . .	FB	(1)	1941
Stautberg, Gerald (Cincinnati) . . .	G	(1)	1951
Staley, Bill (Utah State) . . .	DT	(2)	1970
Steinbach, Larry* (St. Thomas) . . .	G	(2)	1930
Steinkemper, Bill* (Notre Dame) . . .	T	(2)	1942
Sternaman, Edward* . . .	HB	(1)	1920

Sternaman, Joe (Illinois) . . .	HB	(8)	1922
Stenn, Paul (Villanova) . . .	G	(4)	1948
Steuber, Bob (Missouri) . . .	HB	(2)	1942
Stickel, Walt (Pennsylvania) . . .	T	(4)	1946
Stillwell, Roger (Stanford) . . .	DE-DT	(3)	1975
Stinchcomb, Pete* (Ohio State) . . .	QB	(2)	1921
Stoepel, Terry (Tulsa) . . .	G	(1)	1967
Stolfa, Anton* (Luther) . . .	HB	(1)	1939
Stone, Billy (Bradley) . . .	HB	(4)	1951
Strickland, Larry* (North Texas) . . .	C	(6)	1954
Sturtridge, Dick (DePaul) . . .	HB	(2)	1928
Stydahar, Joe* (West Virginia) . . .	T	(9)	1936
Suhey, Matt (Penn State) . . .	RB	(3)	1980
Sullivan, Frank* (Loyola, N.O.) . . .	C	(5)	1935
Sumner, Charles (Wm. & Mary) . . .	HB	(4)	1955
Sweeney, Jake (Cincinnati) . . .	T	(1)	1944
Swisher, Bob (Northwestern) . . .	HB	(5)	1938
Szymanski, Frank (Notre Dame) . . .	C	(1)	1949

# —T—

Tabor, Paul (Oklahoma) . . .	C	(1)	1980
Tackwell, C. O.* (Kansas State) . . .	E	(3)	1931
Taft, Merrill* (Wisconsin) . . .	FB	(1)	1924
Taylor, Clifton (Memphis St.) . . .	RB	(1)	1974
Taylor, J. R. "Tarz"* (Ohio State) . . .	G	(2)	1921
Taylor, Joe (No. Carolina A&T) . . .	DB	(8)	1967
Taylor, Lionel (Highland U.) . . .	E	(1)	1959
Taylor, Roosevelt (Grambling) . . .	DB	(8)	1961
Thomas, Bob (Notre Dame) . . .	K	(8)	1975
Thomas, Calvin (Illinois) . . .	FB	(1)	1982
Thomas, Earl (Houston) . . .	WR	(3)	1971
Thompson, Russ (Nebraska) . . .	T	(4)	1936
Thrower, Willie (Michigan State) . . .	QB	(1)	1953
Tom, Mel (San Jose State) . . .	DE	(3)	1973
Torrance, Jack* (Louisiana State) . . .	T	(2)	1939
Trafton, George* (Notre Dame) . . .	C	(13)	1920
Trost, Milt (Marquette) . . .	T	(5)	1935
Tucker, Bill (Tennessee State) . . .	RB	(1)	1971
Turner, Cecil (California Poly) . . .	FL	(6)	1968
Turner, Clyde (Hardin-Simmons) . . .	C	(12)	1940

# —U—

Ulmer, Mike (Doane) . . .	CB	(1)	1980
Usher, Lou* (Syracuse) . . .	T	(1)	1920

# —V—

Vactor, Ted (Nebraska) . . .	CB	(1)	1975
Vallez, Emilio (New Mexico) . . .	TE	(2)	1968
Van Horne, Keith (USC) . . .	T	(2)	1981
Van Valkenburg, Pete (BYU) . . .	RB	(1)	1974
Veatch, Walter* . . .	HB	(1)	1920
Venturelli, Fred (None) . . .	T	(1)	1948
Vick, Ernie* (Michigan) . . .	C	(3)	1925
Vick, Richard (Wash. & Jeff.) . . .	QB	(1)	1925
Vodicka, Joe (Lewis Institute) . . .	HB	(3)	1943
Voss, Walter "Tillie"* (Detroit U.) . . .	E	(2)	1927
Vucinich, Milt (Stanford) . . .	G	(1)	1945

# —W—

Wade, Charles (Tenn. St.) . . .	WR	(1)	1974
Wade, William (Vanderbilt) . . .	QB	(6)	1961

Waechter, Henry (Nebraska) . . . . .	DE	(1)	1982
Wager, Clinton (St. Mary's) . . . . .	E	(2)	1941
Wallace, Bob (Texas-El Paso) . . . . .	E	(5)	1968
Wallace, Stan (Illinois) . . . . .	HB	(4)	1954
Walquist, Laurie (Illinois) . . . . .	QB	(10)	1922
Walterscheid, Len (S. Utah) . . . . .	S-KR	(6)	1977
Ward, John (Oklahoma State) . . . . .	C-G	(1)	1976
Washington, Harry (Colorado St.) . . . . .	WR	(1)	1979
Watkins, Bobby (Ohio State) . . . . .	HB	(3)	1955
Watts, Rickey (Tulsa) . . . . .	WR	(4)	1979
Weatherly, Gerald (Rice) . . . . .	C	(3)	1956
Wetnska, Bob (Notre Dame) . . . . .	T	(10)	1960
Wetzel, Damon (Ohio State) . . . . .	HB	(1)	1935
Wheeler, Ted (W. Texas State) . . . . .	G	(1)	1970
Wheeler, Wayne (Alabama) . . . . .	WR	(1)	1974
White, Roy (Valparaiso) . . . . .	FB	(5)	1923
White, Wilford (Ariz. St.) . . . . .	HB	(2)	1951
Whitman, S. J. (Tulsa) . . . . .	HB	(2)	1953
Whitself, Dave (Indiana) . . . . .	DB	(6)	1961
Whittenton, Jesse (West Texas) . . . . .	HB	(1)	1958
Wightkin, Bill (Notre Dame) . . . . .	DE	(8)	1950
Williams, Bob (Notre Dame) . . . . .	QB	(3)	1951
Williams, Broughton (Florida) . . . . .	T	(1)	1947
Williams, Brooks (N. Carolina) . . . . .	TE	(2)	1981
Williams, Dave (Colorado) . . . . .	RB	(3)	1979

Williams, Fred (Arkansas) . . . . .	T	(12)	1952
Williams, Jeff (Rhode Island) . . . . .	G	(1)	1982
Williams, Perry (Purdue) . . . . .	RB	(1)	1974
Williams, Walt (New Mexico State) . . . . .			
	CB	(1)	1982
Wilson, George* (Northwestern) . . . . .	E	(11)	1937
Wilson, Nemiah (Grambling) . . . . .	CB	(1)	1975
Wilson, Otis (Louisville) . . . . .	LB	(3)	1980
Wright, Steve (Alabama) . . . . .	T	(1)	1971
Wynne, Elmer (Notre Dame) . . . . .	FB	(1)	1928

## —Y—

Youmans, Maury (Syracuse) . . . . .	T	(4)	1960
Young, Adrian (So. Calif.) . . . . .	LB	(1)	1973
Young, Randolph* (Millikin) . . . . .	T	(1)	1920
Youngblood, George (L.A. State) . . . . .	S	(1)	1969
Yourist, Abe . . . . .	E	(1)	1923

## —Z—

Zanders, Emanuel . . . . .	G	(1)	1981
Zarnas, Gust (Ohio State) . . . . .	G	(1)	1938
Zeller, Joe (Indiana) . . . . .	G	(6)	1933
Zizak, Vince* (Villanova) . . . . .	G	(1)	1934
Zorich, George* (Northwestern) . . . . .	G	(3)	1944
Zucco, Vic (Michigan State) . . . . .	HB	(3)	1957

# Assistant Coaches

Name	Seasons	Years
Allen, George	8	1958-65
Anderson, Hunk	8	1940-42, 1946-50
Austin, Bill	1	1971
Bratkowski, Zeke	3	1972-74
Brumbaugh, Carl	3	1938, 1940, 1944
Callahan, Ray	3	1975-77
Carr, Jim	3	1969, 1973-74
Cherundolo, Chuck	6	1966-68, 1972-74
Cody, Ed	6	1965-70
Conner, George	2	1956-57
DeCorrevont, Bill	1	1949
Dimancheff, Babe	3	1966-68
Dooley, Jim	7	1963-67, 81-82
Dovell, Whitey	3	1972-74
Driscoll, Paddy	20	1941-55, 1958-62
Ecklund, Brad	3	1975-77
Fichtner, Ross	3	1975-77
Fortunato, Joe	2	1967-68
Frei, Jerry	3	1978-80
George, Bill	1	1972
Gerhart, Doug	1	1979
Gibron, Abe	7	1965-71
Gillman, Sid	1	1977
Goldston, Ralph	1	1974
Grange, Red	8	1933-40
Handler, Phil	17	1952-68
Haupt, Dale	5	1978-82
Hilton, John	3	1975-77

Hughes, Ed	1	1982
Jagade, Chick	1	1956
Johnsos, Luke	30	1935-39, 1941-42 1946-68
Kazor, Steve	1	1982
Kuhlmann, Hank	5	1978-82
LaRue, Jim	5	1978-82
Lord, Bob	1	1974
Luckman, Sid	16	1954, 1956-70
Marchibroda, Ted	1	1981
Mather, Chuck	8	1958-65
Meyer, Ken	3	1978-80
Moss, Perry	4	1970-73
O'Connor, Fred	3	1975-77
Plumb, Ted	3	1980-82
Ringo, Jim	3	1969-71
Ronzani, Gene	3	1947-49
Ryan, Buddy	5	1978-82
Scovil, Doug	1	1978
Shaughnessy, Clark	12	1951-62
Shaw, Bob	3	1969-71
Shinnick, Don	2	1970-71
Stanfel, Dick	2	1981-82
Stoltz, Jerry	4	1973-76
Stydahar, Joe	2	1963-64
Turner, Bulldog	4	1952-56
Walquist, Laurie	2	1933-34
Wilson, George	2	1947-48

# ALL-LEAGUE SELECTIONS

(As Listed By The National Football League)

1931 Red Grange	HB	1945 Sid Luckman*	QB	1961 Doug Atkins	DE
1932 Jules Carlson	G	1946 Ken Kavanaugh	E	Mike Ditka	TE
Luke Johnsos	E	Ray Bray	G	Bill George	LB
Bronko Nagurski	FB	Hugh Gallarneau	HB	1962 Mike Ditka	TE
1933 Bill Hewitt	E	Sid Luckman	QB	1963 Doug Atkins	DE
Joe Kopcha	G	Bulldog Turner	C	Mike Ditka	TE
Bronko Nagurski	FB	1947 Fred Davis	T	Joe Fortunato	LB
1934 Beattie Feathers	HB	Ken Kavanaugh	E	Bill George	MLB
Bill Hewitt	E	Sid Luckman	QB	Richie Petitbon	S
Joe Kopcha	G	1948 Ray Bray	G	Roosevelt Taylor	S
Bronko Nagurski	FB	Bulldog Turner	C	1964 Mike Ditka	TE
1935 Bill Karr	E	1949 Ray Bray	G	Joe Fortunato	LB
Joe Kopcha	G	1950 Dick Barwegan	G	Johnny Morris	FL
George Musso	T	George Connor	T	1965 Dick Butkus	MLB
1937 George Musso	T	Johnny Lujack	QB	Joe Fortunato	LB
Joe Stydahar	T	1951 Dick Barwegan	G	Gale Sayers	RB
1938 Danny Fortmann	G	George Connor	OT & DT	1966 Gale Sayers	RB
Joe Stydahar	T	1952 George Connor	LB & OT	1967 Dick Butkus	MLB
1939 Danny Fortmann	G	1953 George Connor	LB & OT	Gale Sayers	RB
Bill Osmanski	FB	1954 Harlon Hill	E	1968 Dick Butkus	MLB
Joe Stydahar	T	1955 George Connor	LB	Gale Sayers	RB
1940 Danny Fortmann	G	Bill George	MG	1969 Dick Butkus	MLB
Joe Stydahar	T	Harlon Hill	E	Gale Sayers	RB
1941 Danny Fortmann	G	Stan Jones	G	1970 Dick Butkus	MLB
Sid Luckmann	QB	Bill Wightkin	T	Dick Gordon	WR
George McAtee	HB	1956 Rick Casares	FB	1972 Dick Butkus	MLB
Bulldog Turner	C	Bill George	MG	1975 Wally Chambers	DT
1942 Lee Artoe	T	Harlon Hill	E	1976 Wally Chambers	DT
Gary Famiglietti	FB	Stan Jones	G	Walter Payton	RB
Danny Fortmann	G	Larry Strickland	C	1977 Walter Payton	RB
Sid Luckman	QB	1957 Bill George	LB	1978 Walter Payton	RB
Bulldog Turner	C	Larry Strickland	C	1979 Gary Fencik	S
1943 Harry Clark*	HB	1958 Bill George	LB	Walter Payton	RB
Sid Luckman	QB	1959 Bill George	LB	1980 Walter Payton	RB
Dante Magnani	HB	Stan Jones	G	1981 Gary Fencik	S
Bulldog Turner	C	1960 Doug Atkins	DE	1982 Dan Hampton	DT
1944 Sid Luckman*	QB	Bill George	LB		
Bulldog Turner	C	Stan Jones	G		

\*No official team recognized

## THANKSGIVING DAY GAMES

### Bears 7-5

11/29/34 Bears 19, Lions 16  
 11/28/35 Lions 14, Bears 2  
 11/26/36 Lions 13, Bears 7  
 11/28/37 Bears 13, Lions 0  
 11/24/38 Lions 14, Bears 7  
 11/27/47 Bears 34, Lions 14

11/24/49 Bears 28, Lions 7  
 11/26/64 Bears 27, Lions 24  
 11/24/77 Bears 31, Lions 14  
 11/22/79 Lions 20, Bears 0  
 11/27/80 Bears 23, Lions 17  
 11/26/81 Cowboys 10, Bears 9

# Bears in the Pro-Bowl

(1951-1970 NFL East vs. West, 1971 — NFC vs. AFC)

1983: Dan Hampton, DT	Doug Atkins, DE	Ed Brown, QB
1982: Gary Fencik, S	Richie Petitbon, DB	Rick Casares, RB
1981: Gary Fencik, S	Roosevelt Taylor, DB	J. C. Caroline, HB
Dan Hampton, DE	Mike Pyle, C	Larry Strickland, C
Walter Payton, RB	Bill Wade, QB	McNeil Moore, HB
1980: Walter Payton, RB	Joe Marconi, RB	
1979: Walter Payton, RB	George Halas, Coach	1956: Stan Jones, G
1978: Allan Ellis, CB		Bill Wightkin, T
Walter Payton, † RB	1963: Mike Ditka, TE	Harlon Hill, WR
1977: Wally Chambers, DT	Doug Atkins, DE	Rick Casares, RB
Walter Payton, RB	Joe Fortunato, LB	Jack Hoffman, E
1976: Wally Chambers, DT	Richie Petitbon, DB	Ed Brown, QB
1975: None		Bill George, LB
1974: Wally Chambers, DT	1962: Stan Jones, G	1955: Harlon Hill, WR
	Doug Atkins, DE	Bill Bishop, T
1973: Dick Butkus, LB	Bill George, LB	Bill George, LB
Ron Smith, KR	Mike Ditka, TE	Ed Sprinkle, DE
1972: Dick Gordon, WR		
Dick Butkus, LB	1961: Stan Jones, G	1954: George Connor, T-LB
	Doug Atkins, DE	Don Kindt, HB
1971: Dick Butkus, LB	Bill George, LB	Jack Hoffman, E
Cecil Turner, KR	Johnny Morris, FL	Fred Williams, DT
Bobby Joe Green, P	1960: Stan Jones, G	
Dick Gordon, * WR	Doug Atkins, DE	1953: Dick Barwegan, G
	Bill George, LB	Fred Williams, DT
1970: Gale Sayers, † RB	Rick Casares, RB	Gene Schroeder, E
Dick Butkus, LB	Erich Barnes, DB	George Connor, T-LB
	Fred Williams, DT	Ed Sprinkle, DE
1969: Dick Butkus, LB	1959: Doug Atkins, † DE	
Roosevelt Taylor, DB	Stan Jones, G	1952: Dick Barwegan, G
Gale Sayers, * RB	Joe Fortunato, LB	George Connor, T-LB
	Bill George, LB	John Dettley, RB
1968: Gale Sayers, † RB	Willie Galimore, RB	Bulldog Turner, C-LB
Dick Butkus, LB	Rick Casares, RB	Johnny Lujack, QB
	Fred Williams, DT	Ed Sprinkle, DE
1967: Gale Sayers, † RB		Ray Bray, G
Dick Butkus, LB	1958: Doug Atkins, DE	
Richie Petitbon, DB	Rick Casares, RB	1951: Ray Bray, G
	Bill George, LB	Ed Sprinkle, DE
1966: Gale Sayers, RB	Stan Jones, G	George Connor, T-LB
Dick Butkus, LB	Kline Gilbert, T	Fred Davis, T
Doug Atkins, DE		Dick Barwegan, G
Joe Fortunato, LB	1957: Harlon Hill, WR	Bulldog Turner, C-LB
Mike Ditka, TE	Stan Jones, G	Johnny Lujack, QB
1965: Joe Fortunato, LB	Bill George, LB	
Mike Ditka, TE		
Johnny Morris, * FL		
1964: Joe Fortunato, LB		
Mike Ditka, TE		

\* Denotes selected for game but did not play due to injuries.

† Denotes game's outstanding back, lineman

## BEAR HOMECOMING

Halas University will stage its 47th annual reunion this season as the Club fetes its former players at a Homecoming dinner during a home game weekend. Upset by the Redskins 24-7 in 1981 on Homecoming, the Bears own a 24-20-1 record on that day. The first Bear Homecoming found Chicago tipping LA 15-7 on Nov. 28, 1937.

## BEAR HISTORICAL HIGHLIGHTS

**9/17/20**—George Halas representing the Decatur Staleys meets with representatives of 12 other clubs at Ralph Hay's Hupmobile showroom in Canton, O., forming the American Professional Football Association—which later became the NFL. Membership is set at \$100.



PRO FOOTBALL HALL OF FAME  
Canton, Ohio



**GEORGE HALAS, End-Coach-Owner, inducted 1963.** Started Bears as Decatur Staleys in 1920; has been with Bears ever since (with time out for Navy duty in WWII). Co-organizer of forerunner of NFL. Coached for 40 seasons and retired with an all-time 326 victories. Played pro ball for 11 seasons starting with Hammond Pros in 1919. Wore jersey 7.

**1920**—The Staleys shutout 12 of their 13 foes, lose only to the Chicago Cardinals (7-6 at Normal Park) and post a 10-1-2 record. Each player is paid \$1,900 for the season.

**1921**—Decatur Staley AC becomes Chicago Staleys, plays in Wrigley Field, and wins the APFA title with 9-1-1 record. A. E. Staley gives George Halas the Club with \$5,000 to keep the Staley name for the season. Halas makes Dutch Sternaman his partner.

**1/28/22**—Franchise renamed Chicago Bears.

**1922**—Bears have League's first "fight song" when "Pride of Old Chicago" is composed. It's Club's official song until 1941.

**11/27/22**—First Chicago player deal: Bears buy tackle Ed Healey's contract from the Rock Island Independents for \$100—twice the going rate for a franchise that season.

**12/7/24**—Bears defeat Cleveland Bulldogs 23-0 at Wrigley Field for NFL championship that is later awarded to Cleveland at League meeting.

**11/22/25**—Harold Red Grange signs with Bears and pro football leaves its cradle. His agent C. C. (Cash & Carry) Pyle negotiates a \$100,000 deal with the Bears.

**11/26/25**—Halas takes the Bears and Grange on a 16-game coast-to-coast tour that sees the Club play 16 games from Nov. 26 thru Jan. 31 interrupted by a two-week rest. The Bears post a 11-4-1 record during the incredible endurance run.

**11/26/25**—Grange's first game . . . 36,000 see Bears and Cardinals go 0-0 in Wrigley Field with Grange held to 36 yards.

**11/29/25**—A snowstorm holds Wrigley crowd to 28,000 but Grange runs for 140 yards and Bears trip Columbus Tigers 14-13.

**12/2/25**—Grange scores 4 TDs as Chicago crushes St. Louis 39-6 in St. Louis.

**12/5/25**—35,000 pack Philadelphia's Shibe Park to see Grange score 2 TDs and the Bears top the Frankford Yellowjackets 14-7.

**12/6/25**—73,000 New Yorkers watch Grange ramble 30 yards with an interception for his only TD as the Bears defeat the Giants 19-7.

**1/1/26**—Grange runs for 135 yards against Jim Thorpe's Tampa Cardinals and the Bears win 17-3.

**1/16/26**—Grange gets 2 TDs as the Bears impress 75,000 in the LA Coliseum beating the LA Tigers 17-7.

**1/31/26**—Grange rambles for 99 yards and 2 TDs as Bears destroy Washington All-Stars in Seattle 34-0.

**GEORGE TRAFTON, C, inducted 1964.** Played 12 seasons with Bears from 1920 to '32 and never made a bad snap. College star at Notre Dame. First center to snap with one hand. Wore jersey 13.



**ED HEALEY, T, inducted 1964.** Played for Bears five seasons from 1922 to 1927. First player purchased by Bears—from Rock Island where he played two seasons. Termed "the most versatile tackle of all time" by Halas. First president (1937) of Bear alumni association. College ball at Dartmouth. Wore jersey 16.



**HAROLD (RED) GRANGE, HB, inducted 1963.** Played seven seasons with Bears: 1925, then 1929-34. Spent 1926-28 with own NY team. Showcasing the Galloping Ghost, Bears played 16 games from 11/26/25 to 1/31/26 from coast to coast posting 11-4-1 record. Made first all-Pro team 1931. His jersey number 77 is retired.



**JOHN (PADDY) DRISCOLL, HB, inducted 1965.** Played five seasons for Bears 1926-31. Was Chicago Cardinal from 1919-25 after Northwestern days. Triple-threat performer with punting, drop-kicking to go with running. Coached Bears in '56 and '57. Jersey numbers 1 & 20.

**3/1/26**—Bears open Loop offices at 111 W. Washington

**1927**—Playing for NY Yankees against Bears. Grange catches cleats in mud and claims "I was just another halfback after that."

**1928**—Grange resigns with Bears and plays until 1934.

**9/12/28**—Bears begin daily practicing at Wrigley Field.

**1930**—After a 4-8-2 1929 season, George Halas replaces himself as head coach with Ralph Jones. Jones posts a 24-10-7 record during his three seasons.

**1930**—Bears fined \$1,000 by Commissioner Joe Carr for premature signing of Notre Dame RB Joe Savoldi. Savoldi plays just four games losing job to Bronko Nagurski.

**1930**—Bears and Cardinals play football's first indoor game on an 80-yard field at Chicago Stadium. It's an exhibition for unemployment relief.

**11/16/31**—New Yorkers (including Gov. Alfred E. Smith and Mayor Jimmy Walker) in field boxes at \$100 a seat watch Bears top Giants in Polo Grounds 12-6.

**12/18/32**—Bronko Nagurski hits Red Grange with a two-yard TD pass and the Bears top the Portsmouth

Spartans 9-0 for the NFL championship. The game was played before 11,198 indoors at Chicago Stadium on an 80-yard field.

**1932**—Franchise loses \$18,000 prompting Dutch Sternaman to unload his half of the Bears to George Halas.

**1933**—George Halas returns as head coach and takes club out of town for training camp for the first time. University of Notre Dame is the host.

**11/5/33**—Boston Redskins delight home fans by whitewashing Bears 10-0 ending Chicagoan's 30-game unbeaten string.

**12/17/33**—Bears use Rookie Jack Manders' accurate kicking for 11 points and defeat the Giants 23-11 in the NFL's first championship game. Some 26,000 Chicagoans watched in Wrigley Field as the Bears notched the winning TD—a Bronko Nagurski pass to Bill Hewitt who lateraled to Bill Karr, covering 36 yards.

**1934**—Halas University, the Bears alumni association, begins. Annually, Bear veterans return during season for Homecoming Weekend.

**1934**—Bears hold training camp at Lane Tech High in the City.

**8/31/34**—A classic is born as 79,432 watch the NFL champion Bears held to a scoreless tie by the

**ROY (LINK) LYMAN, T, inducted 1964.** Played seven seasons for Bears between 1926 and '34. Started pro career with Canton in 1922; college star at Nebraska. Played defense with stunting style setting trend for modern play. Wore five jersey numbers during career: 2, 11, 12, 14, 77.



**BRONKO NAGURSKI, FB-T, inducted 1963.** Played nine seasons with Bears from 1930 to '37 and 1943 (after retiring). All-Pro three times. Most punishing runner of all time. Minnesota all-America. Sixth on all-time Chicago rushing Chicago rushing list. His jersey number 3 is retired. Also wore number 16.

**BILL HEWITT, E, inducted 1971.** Played five seasons with Bears from 1932 to 1936 then four more seasons with Eagles. All-League in '33 and '34. Helmetless player who starred at Michigan. His number 56 is retired.



**George Musso, T-G, inducted 1982.** Played for Bears from 1933 to 1944. All-Pro in 1935 as a tackle and in 1937 as a guard. College ball at Milliken. Wore jersey 16.

first College All-Star team in a game sponsored by Chicago Tribune Charities in Soldier Field.

**12/2/34**—Rookie Beattie Feathers becomes first pro back to rush for 1,000 yards with 1,004 to lead NFL.

**12/9/34**—Undefeated Bears slip before Giants in NFL title tilt at Polo Grounds 30-13 before 35,059. With Chicago leading 10-3 at the half, NY dons basketball sneakers and scores 27 points.

**1935**—Training camp is conducted at St. John's Military Academy in Delafield, Wis.

**1936**—Joe Stydahar, tackle, West Virginia, is the first Bear draft pick. Bears also obtain rights to NFL's first draft pick Jay Berwanger but the Chicago star elects to pass up football.

**12/12/37**—Bears win Western Division title but lose NFL Championship 28-21 to Redskins at Wrigley Field. Nemesis Sammy Baugh hits 18 of 33 for 335 yards and 3 TDs. Jack Manders scores 15 of the Chicago points. A Chicago player's share is \$127.78.

**2/2/40**—Detroit fined \$5,000 for tampering with Bear draft pick Clyde Bulldog Turner.

**12/8/40**—Ten Bears tally TDs as Chicago rips Washington 73-0 for the NFL title before 36,034 in D.C. The rout signals the beginning of pro football's modern era with the formal unveiling of the T-formation. The Bears got \$873 per man. Chicago's defense intercepts eight Redskin passes permits but 22 yards rushing.

**1941**—Bears get new fight song—"Bear Down Chicago Bears" is published.

**12/14/41**—Bears and Packers agree their playoff game should be played to a "sudden-death" finish in event of tie. NFL adopts "sudden-death" plan 1/24/47.

**12/21/41**—Shocked by Pearl Harbor only 13,341 watch the Bears rout the Giants 37-9 for the NFL crown in Wrigley Field behind FB Norm Standlee's two short TD runs and frosting TDs by George McAfee and Ken Kavanaugh.

**12/13/42**—George Halas departs for the US Navy prior to the NFL title game which Chicago loses 14-6 in Washington. Bears score on Lee Artoe's 50-yard fumble return.

**1943**—Hunk Anderson and Luke Johnsos co-coach the wartime Bears for the next three seasons compiling a 15-11-2 record.

**11/14/43**—Sid Luckman becomes the first pro to pass for over 400 yards in a game. He hits the Giants with 433 and seven TDs.

**12/26/43**—The Bears blast Washington 41-21 in Wrigley Field for the NFL title before 34,320 fans. Sid Luckman throws five TD passes (2 each to Harry Clark and Dante Magnani). Bronko Nagurski scores his last Bear TD, a 3-yard smash.

**8/8/44**—Bears open training camp at St. Joseph's College, Rensselaer, Ind. The association lasts until 1975.

**DANNY FORTMANN, G, inducted 1965.** Played eight seasons with Bears from 1936 to '43 after college ball at Colgate. Received M.D. from U. of Chicago 1940. Punishing blocker despite 6-0, 210-pounds, and helmetless style. All-Pro five times. Jersey number 21.



**JOE STYDAHAR, T, inducted 1967.** Played nine seasons with Bears from 1936 to 1946 with time out for WWII. First player ever drafted by Bears. Played at West Virginia. All-Pro four times. Played on three NFL championship teams. Wore jersey 13.

**SID LUCKMAN, QB, inducted 1965.** Played 12 seasons with Bears from 1939 to '50. Tailback at Columbia. All-Pro six times. Directed Bears to four NFL championships. Still leads NFL in percentage throws for TDs with 7.9%, 137 TDs. His number 42 is retired.



**GEORGE McAFEE, HB, inducted 1966.** Played eight seasons with Bears from 1940 to 1950 with time out for WWII. All-Pro in 1941. Held NFL punt return record until a few years ago with 12.78 yards a try. All-America at Duke. His jersey number 5 is retired.

**11/22/45**—George Halas returns to Bears from WWII and his tour of duty with the Navy. The 1-7 Bears respond winning their last two games for a 3-7 record.

**12/15/46**—With George Halas around for the full season, the Bears whip the Giants 24-14 before a record NFL title crowd of 58,346 in the Polo Grounds. After opening with a 21-yard TD pass to Ken Kavanaugh, Sid Luckman gets the winning score on a 19-yard bootleg.

**1948**—Bears make the first trade for a draft choice then select QB Bobby Layne.

**12/11/49**—Johnny Lujack sets NFL passing record with 468 yards against the Cardinals.

**12/17/50**—Bears and Rams tie for Western Division title with 9-3 marks but Rams trip Bears in LA 24-14 breaking tie.

**1956**—Paddy Driscoll starts his two-year tour as head coach after George Halas retires for a third time. Driscoll's two teams own a 14-10-1 record.

**12/30/56**—Giants, with their sneakers again, trounce Chicago 47-7 before 56,836 in Yankee Stadium for NFL title.

**11/2/58**—Bears and Rams establish NFL attendance record drawing 90,833 paid in the L.A. Coliseum. Rams win 41-35.

122 / CHICAGO

**10/22/61**—Bears destroy the scorching 49er shotgun formation 31-0 with Bill George playing middle guard and the defensive line stunting. A Wrigley crowd of 49,070 watch Chicagoans yield just 6 first downs and 132 yards total offense.

**12/29/63**—Bears intercept five YA Title passes and capture NFL title from Giants 14-10 in Wrigley Field before 45,801 and closed circuit TV. Champs share \$5,899 per man. QB Billy Wade gets both TDs on 2-and-1-yard runs.

**1964**—Flanker Johnny Morris catches NFL record 93 passes.

**1965**—Bears set standard for perfect draft selecting LB Dick Butkus and RB Gale Sayers on first round.

**11/25/65**—Gale Sayers scores 6 TDs against 49ers.

**12/12/65**—Rookie Sayers bursts into pro football with a NFL record 22 TDs.

**1966**—Gale Sayers sets NFL combined yards record with 2,440.


**5/27/68**—The all-time winningest coach in football history, George Halas retires from coaching after 40 seasons with 326 wins, 150 defeats, 30 ties.

**CLYDE (BULLDOG) TURNER, C-LB, inducted 1966.** Played 12 seasons with Bears from 1940 to '52 with all-pro honors six times as center. Made 17 interceptions as LB. Played in first two Pro Bowls ('51 & '52). All-America at Hardin-Simmons. His jersey number 66 is retired.



**GEORGE CONNOR, T-LB, inducted 1975.** Played for Bears eight seasons from 1948-55 after college ball at Holy Cross and Notre Dame. At 6-3, 240, Connor was the first of the big, mobile outside backers. All-Pro five times but in 1951-2-3 on both offense and defense. Played in four Pro Bowls. Jersey numbers 71 & 81.

**BILL GEORGE, LB, inducted 1974.** Played 14 seasons with Bears from 1952 to '66 and finished career with Rams. All-Pro eight times. First great NFL middle linebacker. "Created" the position switching from middle-guard in '54. Played in eight Pro Bowls. His jersey number 61 is retired.



**Doug Atkins, DE, inducted 1982.** Played for Bears from 1955 to 1966. All-Pro in 1960, 1961, and 1963. From 1958 through 1966, played in every Pro Bowl but one. Named Outstanding Lineman in '59 Pro Bowl. College ball at Tennessee. Wore jersey 81.

**5/28/68**—Jim Dooley named head coach of the Bears. During his four seasons, the Club posts a 20-36-0 record.

**3/19/70**—George Halas elected president of the National Football Conference as NFL-AFL merge.

**6/16/70**—Bear running back Brian Piccolo dies of cancer. Club establishes Piccolo Fund raising \$340,000 since for cancer fight.

**12/13/70**—Bears say goodbye to Wrigley Field trouncing Green Bay 35-17. They will make Soldier Field their home in 1971.

**1/27/72**—Abe Gibron replaces Jim Dooley as head coach.

**9/12/74**—Jim Finks is named executive vice president, general manager, and chief operating officer after a distinguished career with the Vikings.

**12/17/74**—After three seasons and a League record of 11-30-1, Abe Gibron departs as head coach.

**12/31/74**—Former NFL star linebacker Jack Pardee is named Bear head coach—the first non-Bear to hold the job in the history of the Club.

**3/1/75**—Bears open coaching, training facility at Ferry Hall in Lake Forest.

**7/12/75**—Bears open training camp at Lake Forest College after 31 seasons of training in Rensselaer, Ind.

**11/20/77**—On route to leading the NFL in rushing with a Bear record 1,852 yards. Walter Payton dashes through Vikings in SF for a NFL record 275 yards.

**12/18/77**—A 28-yard FG by Bob Thomas with nine seconds left in overtime gives Bears a six-game win streak, their first playoff spot in 14 years with 9-5 record, and a 12-9 win over the Giants.

**12/26/77**—Bears finish season with 37-7 playoff loss at Dallas but set 28 team records and play before a home record 401,513 fans for seven SF dates.

**1/19/78**—With a three-year record of 20-22, Jack Pardee resigns to seek Redskin coaching job.

**2/16/78**—Neill Armstrong, defensive coordinator of the Minnesota Vikings, becomes head coach.

**9/3/79**—Bears occupy \$1.6 million new headquarters named Halas Hall on Lake Forest College campus.

**12/16/79**—Massive heart attack claims George (Mugs) Halas at 54. Bears go on to route St. Louis 42-6 while Dallas tips Washington 35-34. The combination sends 10-6 Bears to NFC playoffs. QB Mike Phipps finished season with 9-1 record.

**GALE SAYERS, RB, inducted 1977.** Played for Bears seven seasons from 1965 to '71. Unanimous all-NFL five times. NFL Rookie of the Year 1965. Selected for Pro Bowl five times, played in four, most valuable offensive player in three. Selected as all-time All-Pro. Set 23 Bear records and seven NFL records. Wore jersey number 40.



**DICK BUTKUS, MLB, inducted 1979.** Played for Bears nine seasons from 1965-73 after college ball at Illinois. Blessed with great speed and a tremendous competitive desire at 6-3, 245 pounds, Butkus was all-NFL eight times and played in eight Pro Bowls. Jersey number 51.



PRO FOOTBALL HALL OF FAME  
Canton, Ohio



**GEORGE BLANDA, QB-K, inducted 1981.** All-time leading Bear scorer with 541 points in 10 Chicago seasons (1949-58). Came out of retirement in 1960 to play 7 seasons with Houston, 9 with Oakland. In 26-year career scored 2,002 points, threw for 26,920 yards, 236 TDs. Wore 16, 22 for Bears.

**12/23/79**—After leading 17-10 at half, Bears drop 27-17 wildcard game at Philadelphia.

**10/6/80**—In 23-0 whitewash of Tampa Bay at Soldier Field (113th in Club history), Payton rushes for 133 and gains 14 more receiving to raise lifetime combined yardage to 9,492 and break Sayers' Club record.

**12/7/80**—Bears whip Packers 61-7 at Soldier Field equaling Club record for points and setting new standards for first downs (33) and pass completion percentage (83.3%, 20 of 24). QB Vince Evans throws for 316—most by a Bear in 10 years.

**2/4/81**—Neill Armstrong completes reorganization of his offensive staff naming Ted Marchbroda coordinator and Dick Stanfel line coach.

**1/4/82**—After four seasons and League record of 30-34, Neill Armstrong departs as head coach.

**1/20/82**—Mike Ditka, assistant offensive coach of the Dallas Cowboys, becomes head coach.

## RECENT BEAR TRADES

### 1983

#### Date Bears Obtained

5/11 Jay Saldi  
4/28 Andy Frederick  
4/26 9th & 12th round draft choices  
4/21 4th and 8th round draft choices

### 1982

#### Date Bears Obtained

8/30 Jeff Williams  
8/23 Gerry Sullivan  
8/5 Bruce Huther  
4/28 LB Rod Shoate  
4/27 1983 1st round draft choice

### 1981 NONE

### 1980

8/19 MLB Terry Tautolo  
8/18 CB Hank Williams

### 1979 NONE

### 1978

9/5 WR Golden Richards

8/29 RB Alvin Maxson  
8/22 TE Mike Cobb  
5/2 1978 5th round draft pick &  
1978 6th round draft pick.  
4/20 DE Tommy Hart  
4/12 TE Bob Moore & 1979  
1st round draft pick  
(DT Dan Hampton)

### 1977

8/31 DE Billy Newsome  
5/3 QB Mike Phipps  
  
5/2 RB Tommy Reamon  
4/13 Two 1977 6th round  
draft picks.

#### From

Cowboys  
Browns  
49ers  
Chargers

#### From

Chargers  
Browns  
Browns  
Patriots  
Buccaneers

Eagles  
Raiders

Cowboys

Steelers  
Bengals  
Chiefs

49ers  
Buccaneers

Bills  
Browns

Chiefs  
Buccaneers

#### For

Undisclosed draft choice  
Past Considerations (Gerry Sullivan)  
Jeff Williams  
Reuben Henderson

#### For

1983 12th round draft choice.  
1983 6th round draft choice.  
1983 7th round draft choice.  
1983 5th round draft choice.  
1982 2nd round draft choice.

Conditional Pick  
Conditional Pick

1979 5th round draft choice & 1980  
3rd round draft choice.  
Considerations  
1979 4th round draft choice.  
1978 4th round draft choice.

1978 2nd round draft choice.  
DT Wally Chambers

C Connie Zelencik  
1977 4th round draft choice & 1978  
1st round draft choice.  
1977 6th round draft choice.  
QB Gary Huff.

# ALL TIME COACHING RECORDS

Years	Coach	Won	Lost	Tied	Pct.	Seasons	Games
1920-67	George Halas	480	202	35	.694	40	717
	Regular Season	320	148	31	.672		499
	Pre-Season	154	51	4	.746		209
	Playoffs	6	3	0	.667		9
1930-32	Ralph Jones	30	11	8	.694	3	49
	Regular Season	24	10	7	.671		41
	Pre-Season	5	1	1	.786		7
	Playoffs	1	0	0	1.000		1
1942-45	Anderson & Johnsos	30	15	2	.660	3	47
	Regular Season	22	11	2	.657		35
	Pre-Season	7	3	0	.700		10
	Playoffs	1	1	0	.500		2
1956-57	John L. Driscoll	23	12	2	.649	2	37
	Regular Season	14	9	1	.604		24
	Pre-Season	9	2	1	.792		12
	Playoffs	0	1	0	.000		1
1968-71	Jim Dooley	31	47	1	.399	4	79
	Regular Season	20	36	0	.357		56
	Pre-Season	11	11	1	.500		23
1972-74	Abe Gibron	16	40	4	.300	3	60
	Regular Season	11	30	1	.274		42
	Pre-Season	5	10	3	.361		18
1975-77	Jack Pardee	30	32	0	.484	3	62
	Regular Season	20	22	0	.476		42
	Pre-Season	10	9	0	.526		19
	Playoffs	0	1	0	.000		1
1978-81	Neill Armstrong	36	45	0	.444	4	81
	Regular Season	30	34	0	.469		64
	Pre-Season	6	10	0	.375		16
	Playoffs	0	1	0	.000		1
1982	Mike Ditka	4	9	0	.308	1	13
	Regular Season	3	6	0	.333		9
	Pre-Season	1	3	0	.250		4

## 1982 Honey Bears



# BEARS VS THE NFL

Opponents (1st game)	Bears:	Won	Lost	Tied	Pct.	Pts.	Opp.
Atlanta Falcons (1966)		4	8	0	.333	190	255
Regular Season		4	8	0	.333	190	255
Baltimore Colts (1956)		17	23	1	.425	797	843
Regular Season		13	20	0	.393	658	708
Pre-Season		4	3	1	.571	134	135
Buffalo Bills (1969)		5	1	1	.833	125	93
Regular Season		2	1	0	.667	44	29
Pre-Season		3	0	1	.857	81	64
Cincinnati Bengals (1972)		2	5	0	.286	70	136
Regular Season		0	2	0	.000	17	30
Pre-Season		2	3	0	.400	53	106
Cleveland Browns (1950)		6	17	0	.261	414	566
Regular Season		2	6	0	.250	110	216
Pre-Season		4	11	0	.267	304	350
Dallas Cowboys (1960)		5	8	0	.385	233	303
Regular Season		3	6	0	.333	154	202
Pre-Season		2	1	0	.667	72	64
Playoffs		0	1	0	.000	7	37
Denver Broncos (1970)		4	5	0	.444	157	162
Regular Season		2	3	0	.400	92	88
Pre-Season		2	2	0	.500	65	74
Detroit Lions (1934)		56	40	3	.583	1,893	1,747
Regular Season		55	40	3	.579	1,869	1,730
Pre-Season		1	0	0	1.000	24	17
Green Bay Packers (1921)		73	65	9	.529	2,292	2,174
Regular Season		66	53	6	.555	2,037	1,818
Pre-Season		6	12	3	.333	222	342
Playoffs		1	0	0	1.000	33	14
Houston Oilers (1969)		5	6	0	.455	199	235
Regular Season		1	2	0	.333	41	71
Pre-Season		4	4	0	.500	158	164
Kansas City Chiefs (1967)		2	4	0	.333	85	162
Regular Season		2	1	0	.667	51	59
Pre-Season		0	3	0	.000	34	103
Los Angeles Rams (1946)		32	21	3	.604	1,314	1,241
Regular Season		31	19	3	.624	1,258	1,161
Pre-Season		1	1	0	.500	42	56
Playoffs		0	1	0	.000	14	24
Miami Dolphins (1961)		1	5	1	.167	74	181
Regular Season		0	3	0	.000	32	111
Pre-Season		1	2	1	.333	42	70
Minnesota Vikings (1961)		18	26	2	.409	802	980
Regular Season		17	24	2	.415	728	908
Pre-Season		1	2	0	.333	74	72
New England Patriots (1972)		1	3	0	.250	60	80
Regular Season		1	2	0	.333	43	53
Pre-Season		0	1	0	.000	17	27



# BEARS VS THE NFL

Opponents (1st game)	Bears:	Won	Lost	Tied	Pct.	Pts.	Opp.
New Orleans Saints (1968)	7	4	0		.636	237	163
Regular Season	6	3	0		.667	210	137
Pre-Season	1	1	0		.500	27	26
New York Giants (1925)	38	22	2		.633	1,024	798
Regular Season	22	14	2		.605	619	443
Pre-Season	12	6	0		.667	287	224
Playoffs	4	2	0		.667	118	131
New York Jets (1974)	4	1	0		.800	112	65
Regular Season	1	1	0		.500	44	36
Pre-Season	3	0	0		1.000	68	29
Oakland Raiders (1972)	2	4	0		.333	123	114
Regular Season	1	3	0		.250	90	87
Pre-Season	1	1	0		.500	33	27
Philadelphia Eagles (1933)	32	12	1		.727	1,012 *	666*
Regular Season	18	3	1		.857	564 *	247*
Pre-Season	14	8	0		.619	431	392
Playoffs	0	1	0		.000	17	27
Pittsburgh Steelers (1934)	31	10	1		.756	1,033 *	633*
Regular Season	16	4	1		.800	543 *	296*
Pre-Season	15	6	0		.714	490	337
St. Louis Cardinals (1920)	61	40	6		.604	1,962	1,398
Regular Season	52	24	6		.684	1,579	953
Pre-Season	9	16	0		.360	383	445
San Diego Chargers (1970)	2	5	0		.286	113	147
Regular Season	1	3	0		.250	55	105
Pre-Season	1	2	0		.333	58	42
San Francisco 49ers (1950)	23	22	1		.511	1,024	1,014
Regular Season	22	22	1		.500	1,000	1,007
Pre-Season	1	0	0		1.000	24	7
Seattle Seahawks (1976)	2	3	0		.400	111	90
Regular Season	1	2	0		.333	77	58
Pre-Season	1	1	0		.500	34	32
Tampa Bay Buccaneers (1976)	7	4	0		.636	178	136
Regular Season	6	4	0		.600	168	129
Pre-Season	1	0	0		1.000	10	7
Washington Redskins (1937)	36	17	0		.679	1,267	869
Regular Season	12	8	0		.600	466	380
Pre-Season	22	7	0		.759	660	426
Playoffs	2	2	0		.500	141	63
*In 1943 the Pittsburgh and Philadelphia teams were combined, the Bears' 48-21 victory points are included in both teams final scores.							
Totals: All Opponents	680	412	52		.623	22,305	17,094
Regular Season	464	305	42		.604	15,095	12,389
Pre-Season	208	100	10		.675	6,871	4,409
Playoffs	8	7	0		.533	339	296
Totals: 27 Active NFL	476	381	31		.556	16,896	15,248
Regular Season	357	281	25		.560	12,739	11,314
Pre-Season	112	93	6		.546	3,827	3,638
Playoffs	7	7	0		.500	330	296

# ALL-TIME SEASON SCORES

1920 .909				1922 .750				1924 .857			
Won 10 Lost 1 Tied 2				Won 9 Lost 3				Won 6 Lost 1 Tied 4			
George S. Halas.				George S. Halas.				George S. Halas.			
Ed Sternaman — Coaches				Ed Sternaman — Coaches				Ed Sternaman — Coaches			
Bears	Opp.			Bears	Opp.			Bears	Opp.		
Moline	20	0		Rock Island	6	0		G. B. Packers	10	0	
Rock Island	27	0		Rock Island	10	0		Rock Island	10	0	
Rock Island	7	0		Rochester	7	0		Rochester	10	0	
Chicago Tigers	10	0		Buffalo All-Americans	7	0		Chicago Cardinals	10	0	
Rockford	29	0		Canton Bulldogs	6	7		Frankford Yellowjackets	10	0	
Champaign	20	0		Dayton Triangles	9	0		Rock Island	10	0	
Hammond	28	7		George S. Halas	6	0		Chicago Cardinals	10	0	
Rock Island	10	0		Rock Island	9	0		Rochester	10	0	
Minneapolis Marines	3	0		Akron Indians	10	0		G. B. Packers	10	0	
Chicago Tigers	6	0		Chicago Cardinals	10	0		Chicago Cardinals	10	0	
Cardinals	(W) 6	0		Chicago Cardinals	10	0		Milwaukee Badgers	10	0	
Cardinals	(W) 10	0		Chicago Cardinals	10	0					
Akron	0	0									
	166	14									
1921 .909				1923 .818				1925 .643			
Won 10 Lost 1 Tied 1				Won 9 Lost 2 Tied 1				Won 9 Lost 5 Tied 3			
George S. Halas.				George S. Halas.				George S. Halas.			
Ed Sternaman — Coaches				Ed Sternaman — Coaches				Ed Sternaman — Coaches			
Bears	Opp.			Bears	Opp.			Bears	Opp.		
Waikanae	35	0		Rock Island	0	2		Rock Island	0	0	
Rock Island	14	0		Rock Island	0	0		G. B. Packers	10	14	
Rochester	16	13		Rock Island	0	0		Detroit Panthers	0	0	
Dayton Triangles	7	0		Buffalo	18	3		Hammond	28	7	
Detroit Heralds	20	9		Canton Bulldogs	9	6		Davenport Bulldogs	0	0	
Rock Island	3	0		Duquesne Indians	26	0		Chicago Cardinals	10	0	
Cleveland Tigers	22	7		Akron Indians	20	0		Frankford Yellowjackets	19	0	
Green Bay Packers	(W) 20	0		Rock Island	0	0		Detroit Panthers	14	0	
Buffalo All Stars	10	0		Hammond Pros.	14	7		G. B. Packers	(W) 20	0	
Canton Bulldogs	10	0		Chicago Cardinals	(CM) 3	0		Chicago Cardinals	(W) 0	0	
Chicago Cardinals	(W) 0	0		Rock Island	29	0		Columbus Tigers	14	13	
	163	53		Milwaukee Badgers	123	85		Frankford Yellowjackets	14	7	
								N. Y. Giants	19	9	
								Providence	0	0	
								Detroit Panthers	0	21	
								N. Y. Giants	(W) 0	0	

## CITIES CODE

A . . . . . Atlanta, Ga.	HE . . . . . Hershey, Pa.	PH . . . . . Philadelphia, Pa.
AK . . . . . Akron, O.	JA . . . . . Jacksonville, Fla.	PI . . . . . Pittsburgh, Pa.
B . . . . . Birmingham, Ala.	KC . . . . . Kansas City, Mo.	PO . . . . . Portsmouth, O.
BF . . . . . Buffalo, N.Y.	LA . . . . . Los Angeles, Ca.	R . . . . . Raleigh, N.C.
BL . . . . . Baltimore, Md.	M . . . . . Minnesota	RI . . . . . Richmond, Va.
BO . . . . . Boston, Mass.	ME . . . . . Memphis, Tenn.	RK . . . . . Rock Island, Ill.
BR . . . . . Brooklyn, N.Y.	MI . . . . . Miami, Fla.	S . . . . . Soldier Field
C . . . . . Canton, O.	MP . . . . . Mills Park, Chicago	SB . . . . . South Bend, Ind.
CH . . . . . Charleston, W. Va.	ML . . . . . Milwaukee, Wis.	SD . . . . . San Diego, Ca.
CI . . . . . Cincinnati, O.	MN . . . . . Moline, Ill.	SE . . . . . Seattle, Wa.
CL . . . . . Cleveland, O.	MO . . . . . Montreal, Canada	SF . . . . . San Francisco, Ca.
CM . . . . . Comiskey Park	NA . . . . . Nashville, Tenn.	SL . . . . . St. Louis, Mo.
CN . . . . . Champaign, N.	NE . . . . . New England	SP . . . . . Spokane, Wa.
CR . . . . . Cedar Rapids, Ia.	NF . . . . . Norfolk, Va.	T . . . . . Tulsa, Okla.
D . . . . . Detroit, Mich.	NJ . . . . . East Rutherford, N.J.	TB . . . . . Tampa Bay, Fl.
DA . . . . . Dallas, Tex.	NO . . . . . New Orleans, La.	TO . . . . . Toronto, Canada
DN . . . . . Denver, Colo.	NP . . . . . Normal Park, Chicago	W . . . . . Wrigley Field
DS . . . . . Dyche Stadium	NY . . . . . New York, N.Y.	WA . . . . . Washington, D.C.
GB . . . . . Green Bay, Wis.	O . . . . . Oakland, Ca.	
H . . . . . Houston, Tex.	P . . . . . Pontiac, Mich.	

1926 .923

Won 12 Lost 1 Tied 3

George S. Halas — Coach			Bears	Opp.
Ed Sternaman — Coaches				
Milwaukee Badgers	(GB)	10	7	
G B Packers	(GB)	6	6	
Detroit Panthers	(W)	10	7	
N Y Giants	(W)	7	0	
Chicago Cardinals	(W)	16	0	
Duluth Eskimos		24	6	
Akron		17	0	
Louisville		34	0	
Chicago Cardinals	(S)	10	0	
Milwaukee Badgers		10	7	
G B Packers	(W)	19	13	
Chicago Cardinals	(W)	0	0	
Canton Bulldogs		35	0	
Frankford Yellowjackets		6	7	
Pottsville		9	7	
G B Packers	(W)	3	3	
		216	64	

1930 .692

Won 9 Lost 4 Tied 1

Ralph Jones — Coach			Bears	Opp.
Brooklyn Dodgers	(MP)	0	0	
G B Packers	(GB)	0	7	
Minneapolis Redjackets		20	0	
N Y Giants	(W)	0	12	
Chicago Cardinals	(CM)	32	6	
Portsmouth		6	7	
Frankford Yellowjackets		13	7	
Minneapolis Redjackets	(W)	12	13	
G B Packers	(W)	12	0	
N Y Giants	(W)	12	0	
Chicago Cardinals	(W)	6	0	
Portsmouth		14	6	
G B Packers	(W)	21	0	
Chicago Cardinals		5	7	
		165	72	

1931 .615

Won 8 Lost 5

Ralph Jones — Coach			Bears	Opp.
Cleveland Indians		21	0	
G B Packers	(GB)	0	7	
N Y Giants	(W)	0	0	
Chicago Cardinals	(W)	26	13	
Frankford Yellowjackets	(W)	2	6	
G B Packers	(W)	2	6	
Portsmouth		9	6	
N Y Giants	(NY)	12	6	
Brooklyn Dodgers		25	0	
Portsmouth		0	3	
Chicago Cardinals	(W)	18	7	
N Y Giants	(W)	6	25	
G B Packers	(W)	7	6	
		145	92	

1932 .875

Won 7 Lost 1 Tied 6

Ralph Jones — Coach			Bears	Opp.
G B Packers	(GB)	0	0	
Staten Island Stapletons		0	0	
Chicago Cardinals	(W)	0	0	
G B Packers	(W)	0	2	
Brooklyn Dodgers		13	0	
Staten Island Stapletons	(NY)	27	7	
Boston Redskins		7	7	
N Y Giants	(NY)	28	8	
Portsmouth Spartans		13	13	
Brooklyn Dodgers		20	0	
Chicago Cardinals	(W)	34	0	
Portsmouth Spartans		7	7	
N Y Giants	(W)	6	0	
G B Packers	(W)	9	0	
		164	44	

NFL CHAMPIONSHIP

Portsmouth Spartans	9	0
---------------------	---	---

Played on 80-yard field in Chicago Stadium

1934 SEASON 1.000

Won 13 Lost 0

George S. Halas — Coach			Bears	Opp.
S 23 Green Bay Packers	(GB)	24	10	
S 30 Cincinnati Reds	(CI)	21	3	
O 7 Brooklyn Dodgers	(BR)	21	7	
O 10 Pittsburgh Pirates	(PI)	28	0	
O 14 Chicago Cardinals	(W)	20	0	
O 21 Cincinnati Reds	(W)	41	7	
O 28 Green Bay Packers	(W)	27	14	
N 4 New York Giants	(W)	27	7	
N 11 Boston Redskins	(BO)	21	0	
N 18 New York Giants	(NY)	10	9	
N 25 Chicago Cardinals	(W)	17	6	
N 29 Detroit Lions	(D)	19	16	
D 2 Detroit Lions	(W)	10	16	
		286	86	

NFL CHAMPIONSHIP

D 9 New York Giants	(NY)	13	30
---------------------	------	----	----

1935 SEASON .600

Won 6 Lost 4 Tied 2

George S. Halas — Coach			Bears	Opp.
S 22 Green Bay Packers	(GB)	0	7	
S 29 Pittsburgh Pirates	(PI)	23	7	
O 13 Philadelphia Eagles	(PH)	39	0	
O 20 Brooklyn Dodgers	(W)	24	14	
O 27 Green Bay Packers	(W)	14	17	
N 3 New York Giants	(NY)	20	3	
N 10 Boston Redskins	(BO)	30	14	
N 17 New York Giants	(W)	0	3	
N 24 Detroit Lions	(W)	20	20	
N 28 Detroit Lions	(D)	2	14	
D 1 Chicago Cardinals	(W)	7	7	
D 8 Chicago Cardinals	(W)	13	0	
		192	106	

1928 .636

Won 7 Lost 5 Tied 1

George S. Halas — Coach			Bears	Opp.
Ed Sternaman — Coaches				
Chicago Cardinals	(NP)	19	0	
G B Packers	(GB)	12	12	
N Y Giants	(W)	13	0	
G B Packers	(W)	6	16	
Detroit Wolverines		0	6	
New York Yankees		27	0	
Dayton Triangles		27	0	
Pottsville Maroons		13	6	
Chicago Cardinals	(W)	34	0	
Detroit Wolverines		7	14	
Frankford Yellowjackets		28	6	
G B Packers	(W)	0	6	
Frankford Yellowjackets		0	19	
		175	85	

1929 .308

Won 4 Lost 9 Tied 2

George S. Halas — Coach			Bears	Opp.
Ed Sternaman — Coaches				
Minneapolis Redjackets		19	6	
G B Packers	(GB)	0	23	
Minneapolis Redjackets		7	6	
Buffalo Bisons		16	0	
Chicago Cardinals	(W)	0	0	
Minneapolis Redjackets		27	0	
N Y Giants	(W)	14	26	
G B Packers	(W)	0	14	
Frankford Yellowjackets		14	20	
N Y Giants	(NY)	0	34	
Buffalo Bisons		7	19	
Chicago Cardinals	(CM)	6	40	
Frankford Yellowjackets		0	0	
G B Packers	(W)	0	25	
N Y Giants	(W)	9	14	
		119	227	

1933 SEASON .833

Won 10 Lost 2 Tied 1

George S. Halas — Coach			Bears	Opp.
S 24 Green Bay Packers	(GB)	14	7	
O 1 Boston Redskins	(W)	7	0	
O 8 Brooklyn Dodgers	(BR)	10	0	
O 15 Chicago Cardinals	(W)	52	9	
O 22 Green Bay Packers	(W)	10	7	
O 29 New York Giants	(W)	14	10	
S 5 Boston Redskins	(BO)	0	10	
N 12 Philadelphia Eagles	(PH)	3	3	
N 16 New York Giants	(NY)	0	3	
N 29 Portsmouth Spartans	(W)	17	1	
N 30 Chicago Cardinals	(W)	22	6	
O 3 Portsmouth Spartans	(PI)	17	7	
O 10 Green Bay Packers	(W)	7	5	
		133	82	

NFL CHAMPIONSHIP

D 17 New York Giants	(W)	23	21
----------------------	-----	----	----

1937 SEASON .900

Won 9 Lost 1 Tied 1

George S. Halas — Coach			Bears	Opp.
S 10 Green Bay Packers	(GB)	14	2	
O 4 Pittsburgh Steelers	(PI)	7	0	
O 10 Cleveland Rams	(CL)	20	2	
O 17 Chicago Cardinals	(W)	16	7	
O 24 Detroit Lions	(W)	29	20	
O 31 New York Giants	(NY)	3	9	
N 7 Green Bay Packers	(GB)	14	24	
N 14 Brooklyn Dodgers	(W)	29	7	
N 25 Detroit Lions	(D)	13	0	
N 28 Cleveland Rams	(W)	15	7	
D 5 Chicago Cardinals	(W)	42	28	
		201	100	

NFL CHAMPIONSHIP

D 12 Washington Redskins	(W)	21	26
--------------------------	-----	----	----

# 1938 SEASON .545

Won 6 Lost 5

George S. Halas — Coach	Bears	Opp
S 11 Chicago Cardinals (S)	16	13
S 18 Green Bay Packers (GB)	7	0
O 2 Philadelphia Eagles (PH)	28	6
O 9 Cleveland Rams (CL)	14	14
O 16 Chicago Cardinals (C)	34	28
O 23 Cleveland Rams (C)	21	23
O 30 Detroit Lions (D)	7	11
N 6 Green Bay Packers (W)	17	34
N 13 Washington Redskins (W)	31	7
N 20 Brooklyn Dodgers (BR)	24	6
N 27 Detroit Lions (D)	7	14
	194	148

# 1942 SEASON 1.000

Won 11 Lost 0

George S. Halas — Coach	Bears	Opp
S 27 Green Bay Packers (GB)	34	28
O 4 Cleveland Rams (CL)	21	7
O 11 Chicago Cardinals (W)	41	14
O 18 New York Giants (W)	26	7
O 25 Philadelphia Eagles (PH)	45	14
N 1 Detroit Lions (W)	16	0
N 8 Brooklyn Dodgers (BR)	35	0
N 15 Green Bay Packers (W)	38	7
N 22 Detroit Lions (D)	42	0
N 29 Cleveland Rams (W)	47	0
O 5 Chicago Cardinals (CM)	21	7
	176	84

## NFL CHAMPIONSHIP

O 13 Washington Redskins (W)	6	12
------------------------------	---	----

# 1946 SEASON .800

Won 8 Lost 2 Tied 1

George S. Halas — Coach	Bears	Opp
S 25 Green Bay Packers (GB)	30	7
O 6 Chicago Cardinals (CM)	34	17
O 13 Los Angeles Rams (W)	28	28
O 20 Philadelphia Eagles (PH)	21	14
O 27 New York Giants (NY)	7	14
N 3 Green Bay Packers (W)	10	7
N 10 Los Angeles Rams (LA)	27	21
N 17 Washington Redskins (W)	24	20
O 24 Detroit Lions (D)	42	6
O 1 Chicago Cardinals (C)	28	39
O 8 Detroit Lions (D)	45	24
	289	193

## NFL CHAMPIONSHIP

D 15 New York Giants (NY)	24	14
---------------------------	----	----

# 1939 SEASON .727

Won 8 Lost 3

George S. Halas — Coach	Bears	Opp
S 15 Cleveland Rams (C)	30	21
S 24 Green Bay Packers (GB)	16	0
O 2 Pittsburgh Steelers (PH)	37	0
O 9 Cleveland Rams (C)	35	21
O 16 Chicago Cardinals (W)	44	7
O 23 New York Giants (NY)	13	16
O 30 Detroit Lions (D)	0	10
N 6 Green Bay Packers (W)	30	27
N 13 Detroit Lions (D)	23	59
N 13 Philadelphia Eagles (PH)	27	14
N 26 Chicago Cardinals (CM)	46	7
	298	157

# 1943 SEASON .889

Won 8 Lost 1 Tied 1

Hartley 'Hunk' Anderson, Luke Johnson — Coaches	Bears	Opp
S 26 Green Bay Packers (GB)	21	21
O 3 Detroit Lions (D)	27	21
O 10 Chicago Cardinals (W)	20	0
O 17 Philadelphia Pittsburgh (W)	38	21
O 24 Brooklyn Dodgers (W)	33	21
O 31 Detroit Lions (D)	35	14
N 7 Green Bay Packers (W)	21	7
N 14 New York Giants (NY)	56	7
N 21 Washington Redskins (W)	31	21
N 29 Chicago Cardinals (CM)	35	21
	303	157

## NFL CHAMPIONSHIP

D 26 Washington Redskins (W)	41	21
------------------------------	----	----

# 1947 SEASON .667

Won 8 Lost 4

George S. Halas — Coach	Bears	Opp
S 27 Green Bay Packers (GB)	25	29
O 5 Chicago Cardinals (CM)	45	37
O 12 Philadelphia Eagles (PH)	14	40
O 19 Detroit Lions (D)	14	34
O 26 Washington Redskins (W)	56	20
N 2 Boston Rams (B)	30	21
N 9 Green Bay Packers (W)	30	14
N 16 Los Angeles Rams (LA)	21	21
N 23 Pittsburgh Steelers (PH)	29	7
N 27 Detroit Lions (D)	34	51
O 3 Los Angeles Rams (W)	52	57
O 14 Chicago Cardinals (C)	21	30
	363	741

# 1940 SEASON .727

Won 8 Lost 3

George S. Halas — Coach	Bears	Opp
S 22 Green Bay Packers (GB)	41	10
S 29 Chicago Cardinals (CM)	7	21
O 6 Cleveland Rams (C)	21	14
O 13 Detroit Lions (D)	7	0
O 20 Brooklyn Dodgers (BR)	16	7
O 27 New York Giants (NY)	37	21
N 3 Green Bay Packers (W)	14	7
N 10 Detroit Lions (D)	14	17
N 17 Washington Redskins (W)	3	7
N 24 Cleveland Rams (C)	47	25
O 1 Chicago Cardinals (C)	31	28
	238	152

## NFL CHAMPIONSHIP

O 8 Washington Redskins (W)	78	36
-----------------------------	----	----

# 1944 SEASON .667

Won 6 Lost 3 Tied 1

Hartley 'Hunk' Anderson, Luke Johnson — Coaches	Bears	Opp
S 24 Green Bay Packers (GB)	28	42
O 8 Cleveland Rams (C)	7	19
O 15 Cardinal Pittsburgh (W)	34	7
O 22 Detroit Lions (W)	21	21
O 29 Cleveland Rams (C)	28	21
N 5 Green Bay Packers (W)	21	0
N 12 Boston Rams (B)	21	7
N 19 Detroit Lions (D)	21	41
N 26 Philadelphia Eagles (PH)	26	7
O 3 Cardinal Pittsburgh (PH)	48	7
	288	172

# 1948 SEASON .833

Won 10 Lost 2

George S. Halas — Coach	Bears	Opp
S 26 Green Bay Packers (GB)	45	7
O 4 Chicago Cardinals (CM)	28	17
O 10 Los Angeles Rams (W)	42	24
O 17 Detroit Lions (D)	26	0
O 24 Philadelphia Eagles (PH)	7	17
O 31 New York Giants (NY)	35	14
N 7 Los Angeles Rams (LA)	27	6
N 14 Green Bay Packers (W)	7	6
N 21 Boston Rams (B)	51	17
N 28 Washington Redskins (W)	49	13
O 5 Detroit Lions (D)	30	14
O 12 Chicago Cardinals (C)	21	24
	376	158

# 1941 SEASON .909

Won 10 Lost 1

George S. Halas — Coach	Bears	Opp
S 26 Green Bay Packers (GB)	25	17
O 5 Cleveland Rams (C)	48	29
O 12 Chicago Cardinals (W)	33	7
O 19 Detroit Lions (D)	49	0
O 26 Pittsburgh Steelers (PH)	34	7
N 2 Green Bay Packers (W)	14	16
N 9 Cleveland Rams (C)	31	13
N 16 Washington Redskins (W)	35	21
N 23 Detroit Lions (D)	24	7
N 30 Philadelphia Eagles (PH)	49	14
O 7 Chicago Cardinals (CM)	34	24
	396	167

## CONFERENCE PLAYOFF

D 12 Green Bay Packers (W)	33	11
----------------------------	----	----

## NFL CHAMPIONSHIP

D 21 New York Giants (NY)	47	9
---------------------------	----	---

# 1945 SEASON .300

Won 3 Lost 7

Hartley 'Hunk' Anderson, Luke Johnson — Coaches	Bears	Opp
S 30 Green Bay Packers (GB)	21	31
O 7 Cleveland Rams (C)	0	17
O 14 Chicago Cardinals (W)	7	16
O 21 Cleveland Rams (C)	21	41
O 28 Detroit Lions (D)	10	16
N 4 Green Bay Packers (W)	28	24
N 11 Detroit Lions (D)	26	35
N 18 Washington Redskins (W)	24	28
N 25 Pittsburgh Steelers (PH)	28	7
O 2 Chicago Cardinals (CM)	28	20
	192	235

# 1949 SEASON .750

Won 9 Lost 3

George S. Halas — Coach	Bears	Opp
S 25 Green Bay Packers (GB)	17	7
O 2 Chicago Cardinals (CM)	17	9
O 9 Los Angeles Rams (W)	16	31
O 16 Philadelphia Eagles (PH)	38	21
O 23 New York Giants (NY)	28	39
O 30 Los Angeles Rams (LA)	24	27
N 6 Green Bay Packers (W)	24	3
N 12 Detroit Lions (D)	37	24
N 20 Washington Redskins (W)	31	21
N 27 Detroit Lions (D)	26	11
O 4 Pittsburgh Steelers (PH)	30	21
O 11 Chicago Cardinals (C)	37	71
	332	218

# 1950 SEASON .750

Won 9		Lost 3			
George S. Halas — Coach		Bears	Opp.		
S 17 Los Angeles Rams	(LA)	24	20		
S 24 San Francisco 49ers	(SF)	37	20		
O 1 Green Bay Packers	(GB)	21	21		
O 8 Chicago Cardinals	(W)	31	7		
O 15 Green Bay Packers	(W)	28	14		
O 29 New York Giants	(NY)	27	38		
N 7 Detroit Lions	(D)	35	21		
N 12 New York Giants	(W)	24	20		
N 19 San Francisco 49ers	(W)	27	0		
N 26 Los Angeles Rams	(W)	21	13		
O 3 Chicago Cardinals	(CM)	10	20		
O 10 Detroit Lions	(W)	0	0		
		279	209		

## CONFERENCE PLAYOFF

O 17 Los Angeles Rams	(LA)	14	24
-----------------------	------	----	----

# 1954 SEASON .667

Won 8		Lost 4			
George S. Halas — Coach		Bears	Opp.		
S 26 Detroit Lions	(D)	23	48		
O 3 Green Bay Packers	(GB)	10	3		
O 10 Baltimore Colts	(W)	28	9		
O 17 San Francisco 49ers	(W)	24	31		
O 24 Los Angeles Rams	(LA)	38	42		
O 31 San Francisco 49ers	(SF)	31	27		
N 7 Green Bay Packers	(W)	28	23		
N 14 Cleveland Browns	(W)	10	39		
N 21 Baltimore Colts	(BL)	28	13		
N 28 Los Angeles Rams	(W)	24	14		
O 5 Chicago Cardinals	(CM)	29	7		
O 12 Detroit Lions	(W)	28	24		
		301	279		

# 1958 SEASON .667

Won 8		Lost 4			
George S. Halas — Coach		Bears	Opp.		
S 26 Green Bay Packers	(GB)	34	20		
O 4 Baltimore Colts	(BL)	38	51		
O 12 San Francisco 49ers	(W)	28	6		
O 19 Los Angeles Rams	(W)	31	10		
O 26 San Francisco 49ers	(SF)	27	14		
N 2 Los Angeles Rams	(LA)	35	41		
N 9 Green Bay Packers	(W)	24	10		
N 16 Baltimore Colts	(W)	0	17		
N 23 Detroit Lions	(D)	20	7		
N 30 Pittsburgh Steelers	(P)	10	24		
O 7 Chicago Cardinals	(W)	30	14		
O 14 Detroit Lions	(W)	21	16		
		298	230		

# 1959 SEASON .667

Won 8		Lost 4			
George S. Halas — Coach		Bears	Opp.		
S 25 Baltimore Colts	(BL)	17	23		
O 2 Green Bay Packers	(GB)	3	0		
O 9 San Francisco 49ers	(W)	19	20		
O 16 Baltimore Colts	(W)	38	10		
O 23 San Francisco 49ers	(SF)	34	23		
O 30 Los Angeles Rams	(LA)	31	20		
N 6 Green Bay Packers	(W)	52	31		
N 13 Los Angeles Rams	(W)	24	5		
N 20 Detroit Lions	(D)	24	14		
N 27 Chicago Cardinals	(CM)	14	53		
O 4 Detroit Lions	(W)	21	10		
O 11 Philadelphia Eagles	(W)	17	10		
		294	251		

Won 8		Lost 4			
George S. Halas — Coach		Bears	Opp.		
S 27 Green Bay Packers	(GB)	6	9		
O 3 Baltimore Colts	(BL)	26	21		
O 11 Los Angeles Rams	(W)	21	28		
O 18 Baltimore Colts	(W)	7	21		
O 25 San Francisco 49ers	(SF)	17	20		
N 1 Los Angeles Rams	(LA)	26	21		
N 8 Green Bay Packers	(W)	28	17		
N 15 San Francisco 49ers	(W)	14	3		
N 22 Detroit Lions	(D)	24	14		
N 29 Chicago Cardinals	(S)	31	7		
D 6 Pittsburgh Steelers	(W)	27	21		
D 13 Detroit Lions	(W)	25	14		
		252	196		

# 1951 SEASON .583

Won 7		Lost 5			
George S. Halas — Coach		Bears	Opp.		
S 30 Green Bay Packers	(GB)	31	20		
O 7 Chicago Cardinals	(CM)	14	28		
O 14 New York Giants	(W)	24	21		
O 21 San Francisco 49ers	(W)	13	7		
O 28 Detroit Lions	(D)	26	23		
N 4 Washington Redskins	(W)	27	0		
N 11 Detroit Lions	(W)	28	41		
N 18 Green Bay Packers	(W)	24	13		
N 25 Cleveland Browns	(CL)	21	32		
D 2 Los Angeles Rams	(W)	17	42		
D 9 New York Giants	(NY)	45	21		
D 16 Chicago Cardinals	(W)	14	24		
		286	282		

# 1956 SEASON .818

Won 9		Lost 2		Tied 1	
John L. Driscoll — Coach		Bears	Opp.		
S 30 Baltimore Colts	(BL)	21	28		
O 7 Green Bay Packers	(GB)	37	21		
O 14 San Francisco 49ers	(W)	31	7		
O 21 Baltimore Colts	(W)	58	27		
O 28 San Francisco 49ers	(SF)	38	21		
N 4 Los Angeles Rams	(LA)	35	24		
N 11 Green Bay Packers	(W)	38	14		
N 18 Los Angeles Rams	(W)	30	21		
N 25 New York Giants	(NY)	17	17		
D 2 Detroit Lions	(D)	10	42		
D 9 Chicago Cardinals	(W)	10	3		
D 16 Detroit Lions	(W)	38	21		
		453	248		

## NFL CHAMPIONSHIP

D 30 New York Giants	(NY)	7	47
----------------------	------	---	----

# 1960 SEASON .455

Won 5		Lost 6		Tied 1	
George S. Halas — Coach		Bears	Opp.		
S 25 Green Bay Packers	(GB)	17	14		
O 2 Baltimore Colts	(BL)	7	42		
O 9 Los Angeles Rams	(W)	34	27		
O 16 San Francisco 49ers	(W)	27	10		
O 23 Los Angeles Rams	(LA)	24	24		
O 30 San Francisco 49ers	(SF)	7	25		
N 6 B Y E					
N 13 Baltimore Colts	(W)	20	25		
N 20 Detroit Lions	(W)	28	7		
N 27 Dallas Cowboys	(W)	17	7		
D 4 Green Bay Packers	(W)	13	41		
D 11 Cleveland Browns	(CL)	0	42		
D 18 Detroit Lions	(D)	0	36		
		194	298		

# 1952 SEASON .416

Won 5		Lost 7			
George S. Halas — Coach		Bears	Opp.		
S 28 Green Bay Packers	(GB)	24	14		
O 5 Chicago Cardinals	(CM)	10	21		
O 12 Dallas Texans	(W)	38	20		
O 19 San Francisco 49ers	(W)	16	40		
O 26 Los Angeles Rams	(LA)	7	31		
N 2 San Francisco 49ers	(SF)	20	17		
N 9 Green Bay Packers	(W)	28	41		
N 17 Los Angeles Rams	(W)	24	40		
N 23 Detroit Lions	(W)	24	23		
N 27 Dallas Texans	(W)	23	27		
D 7 Detroit Lions	(D)	21	45		
D 14 Chicago Cardinals	(W)	10	7		
		245	326		

# 1957 SEASON .417

Won 5		Lost 7			
John L. Driscoll — Coach		Bears	Opp.		
S 29 Green Bay Packers	(GB)	17	21		
O 5 Baltimore Colts	(BL)	10	21		
O 13 San Francisco 49ers	(W)	17	21		
O 20 Los Angeles Rams	(W)	34	26		
O 27 San Francisco 49ers	(SF)	17	21		
N 3 Los Angeles Rams	(LA)	16	10		
N 10 Green Bay Packers	(W)	21	14		
N 17 Baltimore Colts	(W)	14	29		
N 24 Detroit Lions	(D)	27	7		
D 1 Washington Redskins	(W)	3	14		
D 8 Chicago Cardinals	(CM)	14	6		
D 15 Detroit Lions	(W)	13	21		
		203	211		

# 1961 SEASON .571

Won 8		Lost 5			
George S. Halas — Coach		Bears	Opp.		
S 17 Minnesota Vikings	(M)	31	37		
S 23 Los Angeles Rams	(LA)	21	17		
O 1 Green Bay Packers	(GB)	0	24		
O 8 Detroit Lions	(D)	31	17		
O 15 Baltimore Colts	(W)	24	10		
O 22 San Francisco 49ers	(W)	31	0		
N 29 Baltimore Colts	(BL)	21	20		
N 5 Philadelphia Eagles	(PH)	14	16		
N 12 Green Bay Packers	(W)	28	31		
N 19 San Francisco 49ers	(SF)	31	41		
N 26 Los Angeles Rams	(W)	28	24		
D 3 Detroit Lions	(W)	15	16		
D 10 Cleveland Browns	(W)	17	14		
D 17 Minnesota Vikings	(W)	32	35		
		326	302		

# 1962 SEASON .643

## Won 9 Lost 5

George S. Halas — Coach		Bears	Opp.
S 16 San Francisco 49ers	(SF)	30	14
S 23 Los Angeles Rams	(LA)	27	23
S 30 Green Bay Packers	(GB)	0	49
D 7 Minnesota Vikings	(M)	13	0
D 14 San Francisco 49ers	(W)	27	34
D 21 Baltimore Colts	(W)	35	15
D 28 Detroit Lions	(D)	3	11
N 4 Green Bay Packers	(W)	7	38
N 11 Minnesota Vikings	(W)	31	30
N 18 Dallas Cowboys	(DA)	34	33
N 25 Baltimore Colts	(BL)	57	0
D 2 New York Giants	(W)	24	26
D 9 Los Angeles Rams	(W)	30	14
D 16 Detroit Lions	(W)	3	0
		321	287

# 1966 SEASON .417

## Won 5 Lost 7 Tied 2

George S. Halas — Coach		Bears	Opp.
S 11 Detroit Lions	(D)	3	14
S 16 Los Angeles Rams	(LA)	17	31
S 25 B.Y.L.			
D 2 Minnesota Vikings	(M)	13	10
D 9 Baltimore Colts	(W)	27	17
D 16 Green Bay Packers	(W)	0	17
D 23 Los Angeles Rams	(W)	17	10
D 31 St. Louis Cardinals	(SL)	17	24
N 6 Detroit Lions	(W)	10	10
N 13 San Francisco 49ers	(W)	30	30
N 20 Green Bay Packers	(GB)	6	13
N 27 Atlanta Falcons	(W)	23	6
D 4 Baltimore Colts	(BL)	16	21
D 11 San Francisco 49ers	(SF)	14	31
D 18 Minnesota Vikings	(W)	41	38
		234	272

# 1970 SEASON .428

## Won 6 Lost 8

Jim Dooley — Coach		Bears	Opp.
S 19 New York Giants	(NY)	24	16
S 27 Philadelphia Eagles	(PS)	20	16
D 5 Detroit Lions	(D)	14	28
D 11 Minnesota Vikings	(W)	0	24
D 18 San Diego Chargers	(W)	7	20
D 25 Detroit Lions	(W)	10	16
N 3 Atlanta Falcons	(A)	23	14
N 8 San Francisco 49ers	(W)	16	37
N 15 Green Bay Packers	(GB)	19	20
N 22 Buffalo Bills	(BL)	14	13
N 29 Baltimore Colts	(BL)	20	21
D 5 Minnesota Vikings	(M)	13	16
D 12 Green Bay Packers	(W)	35	17
D 20 New Orleans Saints	(NO)	24	3
		256	261

# 1963 SEASON .917

## Won 11 Lost 1 Tied 2

George S. Halas — Coach		Bears	Opp.
S 15 Green Bay Packers	(GB)	10	3
S 22 Minnesota Vikings	(M)	28	7
S 29 Detroit Lions	(D)	37	21
D 6 Baltimore Colts	(W)	10	3
D 13 Los Angeles Rams	(LA)	52	14
D 20 San Francisco 49ers	(SF)	14	20
D 27 Philadelphia Eagles	(W)	16	7
N 3 Baltimore Colts	(BL)	17	7
N 10 Los Angeles Rams	(W)	6	0
N 17 Green Bay Packers	(W)	26	7
N 24 Pittsburgh Steelers	(P)	17	17
D 1 Minnesota Vikings	(W)	17	17
D 8 San Francisco 49ers	(W)	27	7
D 15 Detroit Lions	(W)	24	14
		301	144

## NFL CHAMPIONSHIP

D 29 New York Giants	(W)	14	10
----------------------	-----	----	----

# 1967 SEASON .538

## Won 7 Lost 6 Tied 1

George S. Halas — Coach		Bears	Opp.
S 17 Pittsburgh Steelers	(P)	13	41
S 24 Green Bay Packers	(GB)	10	13
D 1 Minnesota Vikings	(M)	17	7
D 8 Baltimore Colts	(W)	3	24
D 15 Detroit Lions	(W)	14	3
D 22 Cleveland Browns	(CL)	0	24
D 29 Los Angeles Rams	(W)	17	28
N 5 Detroit Lions	(D)	27	13
N 12 New York Giants	(W)	34	7
N 19 St. Louis Cardinals	(W)	30	3
N 26 Green Bay Packers	(W)	13	17
D 3 San Francisco 49ers	(SF)	25	14
D 10 Minnesota Vikings	(W)	10	10
D 17 Atlanta Falcons	(A)	23	14
		239	218

# 1971 SEASON .428

## Won 6 Lost 8

Jim Dooley — Coach		Bears	Opp.
S 19 Pittsburgh Steelers	(S)	17	15
S 26 Minnesota Vikings	(M)	20	17
D 3 Los Angeles Rams	(LA)	3	17
D 10 New Orleans Saints	(S)	35	14
D 17 San Francisco 49ers	(SF)	0	13
D 24 Detroit Lions	(D)	28	23
D 31 Dallas Cowboys	(S)	23	19
N 7 Green Bay Packers	(S)	14	13
N 14 Washington Redskins	(S)	16	15
N 21 Detroit Lions	(S)	3	28
N 29 Miami Dolphins	(M)	3	34
D 5 Denver Broncos	(DN)	3	6
D 12 Green Bay Packers	(GB)	10	31
D 19 Minnesota Vikings	(S)	10	27
		185	276

# 1964 SEASON .357

## Won 5 Lost 9

George S. Halas — Coach		Bears	Opp.
S 13 Green Bay Packers	(GB)	12	23
S 20 Minnesota Vikings	(M)	34	28
S 27 Baltimore Colts	(BL)	0	52
D 4 San Francisco 49ers	(SF)	21	31
D 11 Los Angeles Rams	(W)	38	17
D 18 Detroit Lions	(W)	0	10
D 25 Washington Redskins	(WA)	20	27
N 1 Dallas Cowboys	(W)	10	24
N 8 Baltimore Colts	(W)	24	40
N 15 Los Angeles Rams	(LA)	34	24
N 22 San Francisco 49ers	(W)	23	21
N 26 Detroit Lions	(D)	27	24
D 5 Green Bay Packers	(W)	3	17
D 13 Minnesota Vikings	(W)	14	41
		260	379

# 1968 SEASON .500

## Won 7 Lost 7

Jim Dooley — Coach		Bears	Opp.
S 15 Washington Redskins	(W)	28	38
S 22 Detroit Lions	(D)	0	42
S 29 Minnesota Vikings	(M)	27	17
D 6 Baltimore Colts	(BL)	7	26
D 13 Detroit Lions	(W)	10	28
D 20 Philadelphia Eagles	(PH)	29	16
D 27 Minnesota Vikings	(W)	26	24
N 3 Green Bay Packers	(GB)	13	10
N 10 San Francisco 49ers	(W)	27	19
N 17 Atlanta Falcons	(W)	13	16
N 24 Dallas Cowboys	(W)	3	34
D 1 New Orleans Saints	(NO)	23	17
D 8 Los Angeles Rams	(LA)	17	16
D 15 Green Bay Packers	(W)	27	28
		250	333

# 1972 SEASON .307

## Won 4 Lost 9 Tied 1

Abe Giron — Coach		Bears	Opp.
S 17 Atlanta Falcons	(S)	21	37
S 24 Los Angeles Rams	(S)	13	13
D 1 Detroit Lions	(S)	24	38
D 8 Green Bay Packers	(GB)	17	20
D 15 Cleveland Browns	(CL)	17	0
D 23 Minnesota Vikings	(S)	13	10
D 29 St. Louis Cardinals	(SL)	27	10
N 5 Detroit Lions	(D)	0	14
N 12 Green Bay Packers	(S)	17	23
N 19 San Francisco 49ers	(S)	21	34
N 26 Cincinnati Bengals	(S)	3	13
D 3 Minnesota Vikings	(M)	10	23
D 10 Philadelphia Eagles	(PH)	21	12
D 17 Oakland Raiders	(D)	21	28
		225	275

# 1965 SEASON .643

## Won 9 Lost 5

George S. Halas — Coach		Bears	Opp.
S 19 San Francisco 49ers	(SF)	24	52
S 25 Los Angeles Rams	(LA)	28	30
D 3 Green Bay Packers	(GB)	14	23
D 10 Los Angeles Rams	(W)	31	6
D 17 Minnesota Vikings	(M)	45	37
D 24 Detroit Lions	(W)	38	10
D 31 Green Bay Packers	(W)	31	10
N 7 Baltimore Colts	(W)	21	26
N 14 St. Louis Cardinals	(W)	34	13
N 21 Detroit Lions	(D)	17	10
N 28 New York Giants	(NY)	35	14
D 5 Baltimore Colts	(BL)	13	0
D 12 San Francisco 49ers	(W)	61	20
D 19 Minnesota Vikings	(W)	17	24
		409	275

# 1969 SEASON .071

## Won 1 Lost 13

Jim Dooley — Coach		Bears	Opp.
S 21 Green Bay Packers	(GB)	0	17
S 28 St. Louis Cardinals	(SL)	17	20
D 5 New York Giants	(NY)	24	28
D 12 Minnesota Vikings	(W)	0	31
D 19 Detroit Lions	(D)	7	13
D 26 Los Angeles Rams	(W)	7	9
N 2 Minnesota Vikings	(M)	14	31
N 9 Pittsburgh Steelers	(W)	39	7
N 16 Atlanta Falcons	(A)	31	18
N 23 Baltimore Colts	(W)	21	24
N 30 Cleveland Browns	(W)	24	28
D 6 San Francisco 49ers	(SF)	21	42
D 13 Green Bay Packers	(W)	3	21
D 21 Detroit Lions	(W)	3	20
		210	339

# 1973 SEASON .214

## Won 3 Lost 11

Abe Giron — Head Coach		Bears	Opp.
S 16 Dallas Cowboys	(S)	17	20
S 23 Minnesota Vikings	(S)	13	22
S 30 Denver Broncos	(DN)	33	14
D 7 New Orleans Saints	(NO)	16	21
D 14 Atlanta Falcons	(A)	6	46
D 21 New England Patriots	(S)	10	13
D 28 Houston Oilers	(S)	35	14
N 3 Green Bay Packers	(GB)	31	17
N 12 Kansas City Chiefs	(KC)	7	19
N 19 Detroit Lions	(S)	7	30
N 26 Minnesota Vikings	(M)	13	31
D 2 Los Angeles Rams	(S)	0	26
D 9 Detroit Lions	(D)	7	40
D 16 Green Bay Packers	(S)	0	21
		195	434

# 1974 SEASON .286

## Won 4 Lost 10

Abe Giron — Coach	Bears	Opp.
S 15 Detroit Lions (SI)	17	9
S 22 New York Jets (SI)	21	23
S 29 Minnesota Vikings (MI)	7	11
O 6 New Orleans Saints (SI)	24	10
O 13 Atlanta Falcons (SI)	10	13
O 21 Green Bay Packers (SI)	10	9
O 27 Buffalo Bills (BF)	6	16
N 3 Minnesota Vikings (SI)	0	12
N 10 Green Bay Packers (MI)	3	20
N 17 San Francisco 49ers (SF)	0	34
N 24 Detroit Lions (SI)	17	34
O 1 New York Giants (SI)	16	13
O 2 San Diego Chargers (SD)	21	28
O 15 Washington Redskins (WA)	0	42
	157	279

# 1975 SEASON .286

## Won 4 Lost 10

Jack Pardee — Coach	Bears	Opp.
S 21 Baltimore Colts (SI)	7	25
S 28 Philadelphia Eagles (SI)	15	19
S 12 Detroit Lions (SI)	3	27
O 19 Pittsburgh Steelers (SI)	7	34
O 27 Minnesota Vikings (SI)	9	13
N 2 Miami Dolphins (SI)	13	46
N 9 Green Bay Packers (SI)	27	14
N 16 San Francisco 49ers (SF)	3	31
N 23 Los Angeles Rams (LA)	10	38
N 30 Green Bay Packers (GB)	7	28
O 7 Detroit Lions (SI)	25	21
O 14 St. Louis Cardinals (SI)	20	34
O 21 New Orleans Saints (NO)	47	17
	191	379

# 1976 SEASON .500

## Won 7 Lost 7

Jack Pardee — Coach	Bears	Opp.
S 12 Detroit Lions (SI)	11	3
S 19 San Francisco 49ers (SF)	19	12
S 26 Atlanta Falcons (SI)	0	10
O 3 Washington Redskins (SI)	33	7
O 10 Minnesota Vikings (MI)	19	20
O 17 Los Angeles Rams (LA)	12	20
O 24 Dallas Cowboys (DA)	21	31
O 31 Minnesota Vikings (SI)	14	13
N 7 Oakland Raiders (SI)	27	28
N 14 Green Bay Packers (SI)	24	13
N 21 Detroit Lions (SI)	10	14
N 28 Green Bay Packers (GB)	16	10
O 5 Seattle Seahawks (SE)	34	7
O 12 Denver Broncos (SI)	14	28
	253	216

# 1977 PRE-SEASON .429

## Won 3 Lost 4

Jack Pardee — Coach	Bears	Opp.
J 30 New York Jets (SI)	20	6
A 6 New Orleans Saints (SI)	14	20
A 13 Oakland Raiders (SI)	20	13
O 20 Houston Oilers (SI)	14	10
A 25 Cleveland Browns (SI)	7	14
S 2 St. Louis Cardinals (SI)	14	23
S 10 Cincinnati Bengals (SI)	6	24
	95	110

# 1977 SEASON .643

## Won 9 Lost 5

Jack Pardee — Coach	Bears	Opp.
S 18 Detroit Lions (SI)	30	20
S 25 St. Louis Cardinals (SI)	13	16
O 2 New Orleans Saints (SI)	24	42
O 10 Los Angeles Rams (LA)	24	23
O 16 Minnesota Vikings (MI)	16	27
O 23 Atlanta Falcons (SI)	10	16
O 30 Green Bay Packers (GB)	26	13
N 6 Houston Oilers (SI)	0	47

N 13 Kansas City Chiefs (SI)	28	27
N 20 Minnesota Vikings (SI)	10	7
N 24 Detroit Lions (SI)	31	14
D 4 Tampa Bay Buccaneers (TB)	10	10
O 11 Green Bay Packers (SI)	21	10
O 18 New York Giants (SI)	12	9
	255	253

## DIVISIONAL PLAYOFFS

D 26 Dallas Cowboys (DA)	7	37
--------------------------	---	----

# 1978 PRE-SEASON .000

## Won 0 Lost 4

Neill Armstrong — Coach	Bears	Opp.
A 5 Oakland Raiders (SI)	13	14
A 12 St. Louis Cardinals (SI)	14	26
A 19 Cincinnati Bengals (SI)	3	27
A 24 Seattle Seahawks (SE)	7	16
	37	83

# 1978 SEASON .438

## Won 7 Lost 9

Neill Armstrong — Coach	Bears	Opp.
S 3 St. Louis Cardinals (SI)	12	10
S 10 San Francisco 49ers (SF)	16	13
S 17 Detroit Lions (SI)	19	0
S 25 Minnesota Vikings (SI)	20	24
O 1 Oakland Raiders (SI)	DT-19	25
O 8 Green Bay Packers (GB)	14	24
O 16 Denver Broncos (SI)	7	16
O 22 Tampa Bay Buccaneers (TB)	19	33
O 29 Detroit Lions (SI)	17	21
N 5 Seattle Seahawks (SE)	29	31
N 12 Minnesota Vikings (MI)	14	17
N 19 Atlanta Falcons (SI)	13	7
N 26 Tampa Bay Buccaneers (SI)	14	3
D 4 San Diego Chargers (SD)	7	40
D 10 Green Bay Packers (SI)	14	0
D 16 Washington Redskins (WA)	14	10
	253	274

# 1979 PRE-SEASON .750

## Won 3 Lost 1

Neill Armstrong — Coach	Bears	Opp.
A 4 New York Jets (SI)	27	14
A 11 New Orleans Saints (NO)	13	6
A 18 Cincinnati Bengals (SI)	17	13
A 25 St. Louis Cardinals (SI)	7	10
	64	43

# 1979 SEASON .625

## Won 10 Lost 6

Neill Armstrong — Coach	Bears	Opp.
S 2 Green Bay Packers (SI)	6	3
S 9 Minnesota Vikings (SI)	26	7
S 16 Dallas Cowboys (DA)	20	24
S 23 Miami Dolphins (SI)	16	17
S 30 Tampa Bay Buccaneers (SI)	13	17
O 7 Buffalo Bills (BF)	7	0
O 14 New England Patriots (SI)	7	27
O 21 Minnesota Vikings (MI)	27	30
O 28 San Francisco 49ers (SF)	28	27
N 4 Detroit Lions (SI)	35	7
N 11 Los Angeles Rams (SI)	27	23
N 18 New York Jets (SI)	23	13
N 22 Detroit Lions (SI)	0	20
O 2 Tampa Bay Buccaneers (TB)	14	0
D 9 Green Bay Packers (GB)	15	14
D 16 St. Louis Cardinals (SI)	42	6
	306	249

## DIVISIONAL PLAYOFFS

D 23 Philadelphia Eagles (PH)	17	27
-------------------------------	----	----

# 1980 PRE-SEASON

## Won 1 Lost 3

Neill Armstrong — Head Coach	Bears	Opp.
A 10 New York Jets (SI)	21	9
A 16 Cincinnati Bengals (SI)	3	21
A 23 Cleveland Browns (SI)	21	33

A 30 St. Louis Cardinals (SI)	13	21
	68	84

# 1980 SEASON .438

## Won 7 Lost 9

Neill Armstrong — Head Coach	Bears	Opp.
S 7 Green Bay Packers (GB)	OT 6	12
S 14 New Orleans Saints (SI)	22	3
S 21 Minnesota Vikings (SI)	14	34
S 28 Pittsburgh Steelers (PI)	3	38
O 6 Tampa Bay Buccaneers (SI)	23	0
O 12 Minnesota Vikings (MI)	7	13
O 19 Detroit Lions (SI)	24	7
O 26 Philadelphia Eagles (PH)	14	17
N 3 Cleveland Browns (CL)	21	27
N 9 Washington Redskins (SI)	35	21
N 16 Houston Oilers (SI)	6	10
N 23 Atlanta Falcons (SI)	17	28
N 27 Detroit Lions (SI)	OT 3	17
D 7 Green Bay Packers (SI)	61	7
D 14 Cincinnati Bengals (SI)	OT 14	17
D 20 Tampa Buccaneers (TB)	14	13
	304	264

# 1981 PRE-SEASON .500

## Won 2 Lost 2

Neill Armstrong — Head Coach	Bears	Opp.
A 8 New York Giants (SI)	7	23
A 15 Kansas City Chiefs (KC)	0	13
A 22 Cincinnati Bengals (SI)	24	21
A 29 St. Louis Cardinals (SI)	31	27
	52	84

# 1981 SEASON .375

## Won 6 Lost 10

Neill Armstrong — Head Coach	Bears	Opp.
S 6 Green Bay Packers (SI)	9	16
S 13 San Francisco 49ers (SF)	17	17
S 20 Tampa Bay Buccaneers (SI)	28	17
S 28 Los Angeles Rams (LA)	7	24
O 4 Minnesota Vikings (MI)	21	24
O 11 Washington Redskins (SI)	7	24
O 19 Detroit Lions (SI)	17	48
O 25 San Diego Chargers (SI)	OT 20	17
N 1 Tampa Bay Buccaneers (TB)	10	20
N 8 Kansas City Chiefs (KC)	OT 16	13
N 15 Green Bay Packers (GB)	17	21
N 22 Detroit Lions (SI)	7	23
N 26 Dallas Cowboys (DA)	9	10
D 6 Minnesota Vikings (SI)	10	9
D 13 Oakland Raiders (SI)	23	6
D 20 Denver Broncos (SI)	35	24
	253	324

# 1982 PRE-SEASON .250

## Won 1 Lost 3

Mike Ditka — Head Coach	Bears	Opp.
A 16 San Diego Chargers (SD)	27	28
A 21 Buffalo Bills (BF)	21	14
A 26 St. Louis Cardinals (SI)	3	10
S 4 Baltimore Colts (SI)	17	26
	68	78

# 1982 SEASON .333

## Won 3 Lost 6

Mike Ditka — Head Coach	Bears	Opp.
S 12 Detroit Lions (SI)	10	17
S 19 New Orleans Saints (SI)	0	10
N 21 Detroit Lions (SI)	20	17
N 28 Minnesota Vikings (MI)	7	35
O 5 New England Patriots (SI)	26	13
O 12 Seattle Seahawks (SE)	14	20
O 19 St. Louis Cardinals (SI)	7	10
D 26 Los Angeles Rams (LA)	34	26
J 2 Tampa Bay Buccaneers (TB)	OT 23	26
	141	174



## Bear Overtime Game History

Overall: Won 4, Lost 5

Home 1-2; Road 3-3

### At Metropolitan Stadium 10/16/77

Chicago . . . . 0 6 10 0 0—16  
Minnesota . . 10 3 0 3 6—22

With 1st and 10 at the Bear 11 on their first possession, and the Vikings lined up in FG formation, Paul Krause pitched a TD pass to TE Stu Voight just 2:36 into overtime.

After winning the OT coin toss and receiving, Chicago was forced to punt after 3 downs—the key play a 2nd and 3 sack on Bob Avellini by Viking Alan Page.

Minnesota's TD drive covered 80 yards on 10 plays with QB Fran Tarkenton 3 of 4 for 46 on the march. The Vikings tied the game with 12:24 left in regulation on Fred Cox' 21-yard FG.

Chicago's 41-yard potential winning FG by Bob Thomas with 1:55 left was blocked by Page and Matt Blair.

### At Giants Stadium 12/18/77

Chicago . . . . 3 0 0 6 3—12  
New York . . . 3 0 0 6 0—9

Bob Thomas' 28-yard FG with just 9 seconds left in the OT period kicked the Bears into their first playoff since 1963.

On a field made treacherous by a mid-morning ice storm and sleeting throughout the game, Doug Plank ended the first possession of the OT with an interception. The Bears then forced 3 NY punts taking possession with 1:22 remaining. Bob Avellini passes to Greg Latta (18) and Walter Payton (14) set up Thomas' game-winner.

Chicago had missed 36- and 27-yard FG opportunities after 2 of their first three OT drives.

Joe Danelo's 27-yard FG with 41 seconds to go in regulation capped a 14-play, 72-yard drive that knotted the game at 9-9. The Bears had taken a 9-6 lead midway through the 4th quarter on FB Robin Earl's 4-yard run.

### At Soldier Field 10/1/78

Oakland . . . . 3 3 3 10 6—25  
Chicago . . . . 0 9 0 10 0—19

Arthur Whittington's 2-yard run, 3 plays after Neal Colzie returned an interception of a Bob Avellini pass to the Bear 3, ended Chicago's upset plans 5:19 into OT.

Led by Ken Stabler on a 55-yard 2-minute drill, the Raiders had tied the game at 19 with 5 seconds to play on Errol Mann's 29-yard FG. The teams

traded punts after Chicago won the OT coin toss with Colzie's theft ending the second Bear possession.

Bob Thomas' 24-yard FG with 2:36 in regulation after Lenny Walterscheid's 81-yard kickoff return had given the Bears a 19-16 lead.

### At Lambeau Field 9/7/80

Chicago . . . . 3 0 3 0 0—6  
Green Bay . . . 0 6 0 0 6—12

Packer kicker Chester Marcol ran 25 yards with a rebound of his game-winning FG attempt, which Alan Page blocked, for the TD to upset the Bears on opening day.

After winning the OT toss and taking the ball, the Bears were flagged with four penalties before punting. On the first GB OT play, Lynn Dickey hit James Lofton with a 32-yard strike to the Bear 18.

Marcol came in on a 4th and 3 situation at the Bear 17.

### At the Silverdome 11/27/80

Chicago . . . . 0 3 0 14 6—23  
Detroit . . . . 3 7 7 0 0—17

Dave Williams ended the NFL's shortest OT game returning the opening kickoff 95 yards in 21 seconds crowning a Bear rally from a 17-3 hole.

Chicago scored 10 of its points with no time on the scoreboard clocks: Bob Thomas' 24-yard FG to end the 1st half and Vince Evans' 4-yard run and the PAT to knot the game on the final play of the 4th quarter.

The Bears' 2 4th quarter TDs capped 86- and 94-yard drives—the last one taking 3:37.

### At Soldier Field 12/14/80

Cincinnati . . 7 7 0 0 3—17  
Chicago . . . . 0 7 0 7 0—14

Cincinnati marched 62 yards in 8 plays to Jim Breech's 28-yard FG after receiving the OT kickoff.

Down 14-0 early in the 2nd quarter, the Bears scored on Alan Page's endzone fumble recovery and Roland Harper's 1-yard run (midway through the 4th quarter).

Chicago's 2-minute drill produced a 58-yard drive that got to the Cincy 18 where the Bengals' Lewis Breeden ended it with his 3rd interception of the game with 9 seconds remaining in regulation.

**At Soldier Field 10/25/81**

San Diego ... 0 3 0 14 0 —17  
 Chicago ..... 7 3 0 7 3 —20

John Roveto's 26-yard field goal 9:30 into overtime knocked off the highly favored San Diego Chargers 20-17 at Soldier Field. The Bears owned a 48:50-20:40 possession time advantage in their first Soldier Field overtime victory and out-gained the Chargers 414-356. Interceptions by CB Reuben Henderson and SS Gary Fencik ended San Diego's two OT possessions. WR Brian Baschnagel (5 for 80) played the game with a broken arm.

**At Arrowhead Stadium 11/8/81**

Chicago ..... 7 3 0 3 3 —16  
 Kansas City .. 3 3 0 7 0 —13

John Roveto's 22-yard FG 13:07 into sudden death overtime gave Chicago a 16-13 victory in the wind and rain at Kansas City. The winners ground out 201 rushing yards against the number one rushing defense in the AFC. Walter Payton (70), Willie McClendon (63), and Matt Suhey (58) combined for 191 of the yards. But the day belonged to the Bear defense limiting the Chiefs to 249 yards, and recovering five KC fumbles to go with Terry Schmidt's interception. DE Al Harris had 11 tackles, MLB Mike Singletary had 10, and LB Brian Cabral made 9 solos in his first start.

1/2/83—See: At A Glance for this date

**HOME GATE ATTENDANCE**

Season	Capacity	Ticket Distribution	Actual Attendance	Ticket Average
1975	57,455	387,312	323,868	55,330
1976	57,359	401,123	351,812	57,303
1977	57,359	401,513	336,500	57,359
1978	57,359	458,872	385,976	57,359
1979	57,979	463,832	416,168	57,979
1980	64,154	513,232	464,897	64,154
1981	64,410	515,280	436,563	64,410
1982	65,793	249,354	183,626	62,339

**ROAD HEADQUARTERS**

**St. Louis Cardinals:** Marriott Pavilion, One Broadway, St. Louis, MO (63102) 314/421-1776. **Los Angeles Raiders:** Hyatt Regency Los Angeles, 711 South Hope, Los Angeles, CA (90017) 213/683-1234. **New Orleans Saints:** New Orleans Marriott, 555 Canal Street, New Orleans, LA (70140) 504/581-1000. **Baltimore Colts:** Cross Keys Inn, Village of Cross Keys, Baltimore, MD (21210) 301/532-6900. **Detroit Lions:** Northfield Hilton, 5500 Crooks Rd. at I-75, Troy, MI (48098) 313/879-2100. **Philadelphia Eagles:** Franklin Plaza Hotel, Two Franklin Plaza, Philadelphia, PA (19103) 215/448-2000. **Los Angeles Rams:** Anaheim Marriott, 700 West Convention Way, Anaheim, CA (92802) 714/750-8000. **Tampa Bay Buccaneers:** Bay Harbor Inn, 7700 Courtney Campbell Causeway, Tampa, FL (33607) 813/885-2541. **Green Bay Packers:** Holiday Inn Southwest, 2580 South Ashland Ave., Green Bay, WI (54303) 414/499-5121. **Minnesota Vikings:** Minneapolis Hilton Inn, 1330 Industrial Blvd., Minneapolis, MN (55413) 612/331-1900.

**IMPORTANT DATES**

July 30—Preseason Play starts

August 16—Cutdown to 60

August 23—Cutdown to 50

August 29—Cutdown to 45

September 4—Bears Open 64th Season

December 24 & 26—Wildcard Playoffs

Dec. 31 & Jan. 1—Divisional Playoffs

January 8—Conference Championships

January 22—Super Bowl XVIII @ Tampa with NFC team the visitors

January 29—Pro Bowl @ Honolulu

# PLAYOFF HISTORY

## 1979 WILDCARD PLAYOFF

### BEARS 17

### EAGLES 27

At Veterans Stadium, Philadelphia, 12/23/79; Tix Dis. 70,756; Att. 69,397

BEARS ..... 7 10 0 0 —17  
EAGLES ..... 7 3 7 10 —27  
EAGLES — Harold Carmichael 17 pass from Ron Jaworski (Tony Franklin kick); 4:03 elapsed, 5 plays/26 yards. BEARS — Walter Payton 2 run (Bob Thomas kick); 14:16 elapsed, 11 plays/82 yards. EAGLES — Franklin 29 FG; 5:23 elapsed, 12 plays/59 yards. BEARS — Payton 1 run (Thomas kick); 12:56 elapsed, 5 plays/47 yards. BEARS — Thomas 30 FG; 14:09 elapsed, 4 plays/3 yards. EAGLES — Carmichael 29 pass from Jaworski (Franklin kick); 8:08 elapsed, 6 plays/67 yards. EAGLES — Billy Campfield 63 pass from Jaworski (Franklin kick); 2:36 elapsed, 6 plays/80 yards. EAGLES — Franklin 34 FG; 9:20 elapsed, 6 plays/15 yards.

Ahead 17-10 at halftime, the Bears let a pair of 3rd quarter TD opportunities slip away and with them the chance to stay in the Super Bowl tournament.

On Chicago's 1st 2nd half play, Walter Payton swept down the sidelines for an apparent 84-yard gain but the play was called back on an illegal motion call. Later in the quarter with the ball on the Eagle 9, Bobby Howard intercepted a Mike Phipps' pass in the end zone.

## TEAM STATISTICS

	EAGLES	BEARS
First Downs	18	15
Total Net Yards	315	241
Rushes/Net Yards	37-139	29-99
Net Passing	176	142
Pass Attempts/Completions	23-12	30-13
Had Intercepted	1	2
Punts/Average	4-40.5	6-39.8
Return Yardage	132	149
Penalties/Yards	4-46	4-35
Possession Time	31:23	28:37

### RUSHING

BEARS — Dave Williams 10-23; Payton 16-67; Willie McClendon 2-6; Mike Phipps 1-3.  
EAGLES — Montgomery 26-87; Leroy Harris 8-33; Jaworski 3-19.

### PASSING

BEARS — Phipps 13 of 30 for 142, 0 TD, 2 int.  
EAGLES — Jaworski 12 of 23 for 204, 3 TD, 1 int.

### RECEIVING

BEARS — Williams 2-4; Brian Baschnagel 3-38;

Payton 3-52; Greg Latta 2-6; Rickey Watts 3-42.

EAGLES — Carmichael 6-111; Campfield 2-70; Charles Smith 1-8; Harris 1-15; Montgomery 2-0.

### INTERCEPTIONS

BEARS — Allan Ellis 1-25.

EAGLES — Bobby Howard 1-0; Herman Edwards 1-5.

### SACKS

BEARS — Dan Hampton 2-18; Mike Hartenstein 1-10.

EAGLES — John Bunting ½-0; Charlie Johnson ½-0.

## 1977 DIVISIONAL PLAYOFF BEARS 7 COWBOYS 37

At Texas Stadium, Dallas, 12/26/77; Att. 64,758

CHICAGO ..... 0 0 0 7 —7  
DALLAS ..... 7 10 17 3 —37  
COWBOYS — Doug Dennison, 2 run (Efen Herrera kick). COWBOYS — Billy Joe DuPree, 28 pass from Roger Staubach (Herrera Kick). COWBOYS — Herrera, 21 FG. COWBOYS — Tony Dorsett, 23 run (Herrera kick). COWBOYS — Herrera, 31 FG. COWBOYS — Dorsett, 7 run (Herrera kick). COWBOYS — Herrera, 27 FG. BEARS — Steve Schubert, 34 pass from Bob Avellini (Bob Thomas kick).

Marching toward an eventual championship, Dallas coaxed 7 turnovers from the Bears, (one less than they got from Denver in the Super Bowl) to set up 20 Cowboy points.

Bob Avellini's 34-yard strike to Steve Schubert with 7:05 to play averted a Bear shutout.

At halftime, Dallas owned 279-93 and 16-4 advantages in yardage and first downs.

## TEAM STATISTICS

	COWBOYS	BEARS
First Downs	20	15
Total Net Yards	365	224
Rushes/Net Yards	48-233	27-81
Net Passing	132	143
Pass Attempts/Completions	14-8	25-15
Had Intercepted	1	4
Punts/Average	3-37.0	6-43.4
Return Yardage	158	177
Penalties/Yards	3-35	4-43
Fumbles/Lost	2-2	3-3
Possession Time	33:21	26:39

### RUSHING

BEARS — Walter Payton 19-60; Roland Harper 5-11; Robin Earl 2-6; Bob Avellini 1-4.

COWBOYS — Tony Dorsett 17-85; Robert Newhouse 16-80; Doug Dennison 8-40; Roger Staubach 4-25; Larry Brinson 3-3.

#### PASSING

BEARS — Avellini 15 of 25 for 177, 1 TD, 4 int.  
COWBOYS — Staubach 8 of 13 for 134, 1 TD, 1 int.; Danny White 0 of 1 for 0, 0 TD, 1 int.

#### RECEIVING

BEARS — Steve Schubert 5-69; Payton 3-33; James Scott 3-29; Greg Latta 2-25; Earl 1-15; Harper 1-6.  
COWBOYS — Drew Pearson 2-38; Dorsett 2-37; DuPree 1-28; Newhouse 1-13; Golden Richards 1-12; Brinson 1-6.

#### INTERCEPTIONS

BEARS — Virgil Livers 1-8.  
COWBOYS — Charlie Waters 3-53; DD Lewis 1-23.

#### SACKS

BEARS — Jerry Meyers 1-2; Doug Buffone 1-0.  
COWBOYS — Thomas Henderson 1-13; Ed Jones 1-11; Harvey Martin 1-10.

### 1963 NFL CHAMPIONSHIP BEARS 14 GIANTS 10

At Wrigley Field, Chicago, 12/29/63; Att. 45,801  
CHICAGO ..... 7 0 7 0 —14  
GIANTS ..... 7 3 0 0 —10  
GIANTS — Frank Gifford, 14 pass from Y. A. Tittle (Don Chandler kick). BEARS — Bill Wade, 2 run (Bob Jencks kick). GIANTS — Chandler, 13 FG. BEARS — Wade, 1 run (Jencks kick).

The temperature was 11 but the Bear defense was hot intercepting 5 passes, 2 setting up TDs. QB Y. A. Tittle played the second half with a strained knee incurred on a tackle by Bear LB Larry Morris.

The Bears scored their 1st TD after a Morris interception return to New York's 5. The 2nd TD followed an interception of another screen pass, this by DE Ed O'Bradovich, who returned the ball to the Giant 14.

### TEAM STATISTICS

	Giants	Bears
First Downs .....	17	14
Total Net Yards .....	268	222
Rushes/Net Yards .....	38-128	31-93
Net Passing .....	140	129
Pass Attempts/Completions .....	30-11	28-10

#### RUSHING

BEARS — Ron Bull 13-42; Bill Wade 8-34; Willie Galimore 7-12; Joe Marconi 3-5.  
GIANTS — Joe Morrison 18-61; Phil King 9-39; Hugh McElhenny 7-19; Alex Webster 3-7; Tittle 1-2.

#### PASSING

BEARS — Wade 10 of 28 for 138, 0 TD, 0 int.  
GIANTS — Tittle 11 of 29 for 147, 1 TD, 5 int.; Glynn Griffing 0 of 1 for 0, 0 TD, 0 int.

#### RECEIVING

BEARS — Marconi 3-64; Mike Ditka 3-38; Johnny Morris 2-19; Angelo Coia 1-22; Bull 1-5.  
GIANTS — Frank Gifford 3-45; Morrison 3-18; Aaron Thomas 2-46; McElhenny 2-20; Webster 1-18.

#### INTERCEPTIONS

BEARS — Larry Morris 1-61; Ed O'Bradovich 1-10; Bennie McCrae 1-0; Richie Petitbon 1-0; Dave Whitsell 1-0.  
GIANTS — None

### 1956 NFL CHAMPIONSHIP BEARS 7 GIANTS 47

At Yankee Stadium, New York, 12/30/56;  
Att. 56,836  
CHICAGO ..... 0 7 0 0 —7  
GIANTS ..... 13 21 6 7 —47  
GIANTS — Mel Triplett, 17 run (Ben Agajanian kick). GIANTS — Agajanian, 17 FG. GIANTS — Agajanian, 43 FG. GIANTS — Alex Webster, 3 run (Agajanian kick). BEARS — Rick Casares, 9 run (George Blanda kick). GIANTS — Webster, 1 run (Agajanian kick). GIANTS — Henry Moore, fell on ball in end zone after Ray Beck blocked Ed Brown's punt (Agajanian kick). GIANTS — Kyle Rote, 9 pass from Charlie Conerly (kick failed). GIANTS — Frank Gifford, 14 pass from Conerly (Agajanian kick).

Gene Filipski returned George Blanda's opening kickoff 53 yards to signal the rout.

It was 13-0 at the end of the 1st quarter, when Charlie Conerly replaced Don Heinrich at quarterback for New York. Conerly completed 7 of 10 passes for 195 yards. Frank Gifford caught 4 for 131 and Alex Webster 5 for 76.

The Giants held Chicago to 67 rushing yards and outgained the Bears 348-280.

### 1950 CONFERENCE CHAMPIONSHIP

### BEARS 14 RAMS 24

At Los Angeles Coliseum, 12/17/50; Att. 83,501  
CHICAGO ..... 0 7 0 7 —14  
RAMS ..... 3 14 7 0 —24  
RAMS — Bob Waterfield, 43 FG. BEARS — Al Campana, 23 run (Johnny Lujack kick). RAMS — Tom Fears, 43 pass from Waterfield (Waterfield kick). RAMS — Fears, 68 pass from Waterfield (Waterfield kick). RAMS — Fears, 27 pass from Waterfield (Waterfield kick). BEARS — Fred Morrison, 4 run (Lujack kick).

Rams' quarterback Bob Waterfield, unable to practice all week because of flu, came off the bench late in the 1st quarter to throw 3 TD passes to Tom Fears on an 84-degree afternoon.

Waterfield completed 14 of 21 passes for 280 yards and Fears caught 7 for 198.

The Bears led the Rams 229-74 in rushing and 422-371 in total yardage.

## 1946 NFL CHAMPIONSHIP

### BEARS 24 GIANTS 14

At Polo Grounds, New York, 12/15/46; 58,346

CHICAGO ..... 14 0 0 10 — 24

GIANTS ..... 7 0 7 0 — 14

BEARS — Ken Kavanaugh, 21 pass from Sid Luckman (Frank Maznicki kick). BEARS — Dante Magnani, 19 interception return (Maznicki kick). GIANTS — Frank Liebel, 38 pass from Frank Filchock (Ken Strong kick). GIANTS — Steve Filipowicz, 5 pass from Filchock (Strong kick). BEARS — Luckman, 19 run (Maznicki kick). BEARS — Maznicki, 26 FG.

With the score tied 14-14, the Bears won it on Sid Luckman's bootleg early in the fourth quarter. Scoring his only touchdown of 1946, Luckman shook off a tackler at the 10 and got blocks from C Bulldog Turner and G Ray Bray.

## 1943 NFL CHAMPIONSHIP

### BEARS 41 REDSKINS 21

At Wrigley Field, Chicago, 12/26/43; Att. 34,320

CHICAGO ..... 0 14 13 14 — 41

REDSKINS ..... 0 7 7 7 — 21

REDSKINS — Andy Farkas, 1 run (Bob Masterson kick). BEARS — Bronko Nagurski, 3 run (Bob Snyder kick). BEARS — Harry Clark, 31 pass from Sid Luckman (Snyder kick). BEARS — Dante Magnani, 36 pass from Luckman (Snyder kick). BEARS — Magnani, 66 pass from Luckman (kick failed). REDSKINS — Farkas, 17 pass from Sammy Baugh (Masterson kick). BEARS — Jim Benton, 26 pass from Luckman (Snyder kick). BEARS — Clark, 16 pass from Luckman (Snyder kick). REDSKINS — Joe Aguirre, 25 pass from Baugh (Aguirre kick).

Idle for 29 days after clinching the NFL West, the Bears went 67 and 55 yards for touchdowns after the Washington score to take a 14-7 lead.

## 1942 NFL CHAMPIONSHIP

### BEARS 6 REDSKINS 14

At Griffith Stadium, Washington, 12/13/42; Att. 36,006

CHICAGO ..... 0 6 0 0 — 6

REDSKINS ..... 0 7 7 0 — 14

BEARS — Lee Artoe, 50 fumble return (kick failed). REDSKINS — Wilbur Moore, 38 pass from Sammy Baugh (Bob Masterson kick). REDSKINS — Andy Farkas, 1 run (Masterson kick).

Chicago took a 6-0 lead when Lee Artoe, a 230-pound tackle, ran 50 yards for a TD with a George Wilson forced fumble by Dick Todd. The Redskins countered with a 42-yard game-winning march.

Sammy Baugh made one of the game's biggest defensive plays when he stopped a Bear drive with an end zone interception. The Bears marched to the Redskins' 27- and 28-yard lines in the 1st period but came up empty—a missed FG and fumble. Chicago went 79 yards to Washington's 1 in the 4th. HB Hugh Gallarneau scored on the next play, but the Bears were penalized for motion.

## 1941 NFL CHAMPIONSHIP

### BEARS 37 GIANTS 9

At Wrigley Field, Chicago, 12/21/41; Att. 13,341.

CHICAGO ..... 3 6 14 14 — 37

GIANTS ..... 6 0 0 3 — 9

BEARS — Bob Snyder, 14 FG. GIANTS — George Franck, 31 pass from Tuffy Leemans (kick failed). BEARS — Snyder, 39 FG. BEARS — Snyder, 37 FG. GIANTS — Ward Cuff, 16 FG. BEARS — Norm Standlee, 7 run (Joe Maniaci kick). BEARS — George McAfee, 5 run (Lee Artoe kick). BEARS — Ken Kavanaugh, 42 fumble return (Ray McLean kick).

Chicago ran 53 offensive plays (compared to 10 for NY) but only had a 3-point halftime lead.

The Bears 3 TD drives covered 71, 66, and 54 yards. Chicago had a 389-157 yardage advantage, held the Giants to 8 first downs and made the only 3 interceptions of the day.

## 1941 CONFERENCE CHAMPIONSHIP

### BEARS 33 PACKERS 14

At Wrigley Field, Chicago, 12/14/41; Att. 43,425

CHICAGO ..... 6 24 0 3 — 33

PACKERS ..... 7 0 7 0 — 14

PACKERS — Clarke Hinkle, 1 run (Don Hutson kick). BEARS — Hugh Gallarneau, 81 punt return (kick blocked). BEARS — Bob Snyder, 24 FG. BEARS — Norm Standlee, 3 run (Joe Stydahar kick). BEARS — Standlee, 2 run (Stydahar kick). BEARS — Bob Swisher, 9 run (Stydahar kick). PACKERS — Hal Van Every, 10 pass from Cecil Isbell (Hutson kick). BEARS — Snyder, 26 FG.

A brilliant sun couldn't melt the snow that framed the playing area on a 16-degree day at Wrigley Field, where Hugh Gallarneau's 81-yard punt return for a

TD signaled 30 unanswered points for Chicago. Gallarneau had fumbled the opening kickoff, setting up a 5-play, 18-yard drive that put the Packers ahead 7-0.

The playoff was the 1st conducted with rules allowing for sudden death overtime.

## 1940 NFL CHAMPIONSHIP

### BEARS 73 REDSKINS 0

At Griffith Stadium, 12/8/40; 36,034

CHICAGO ..... 21 7 26 19 — 73  
 REDSKINS ..... 0 0 0 0 — 0  
 BEARS — Bill Osmanski, 68 run (Jack Manders kick). BEARS — Sid Luckman, 1 run (Bob Snyder kick). BEARS — Joe Maniaci, 42 run (Phil Martinovich kick). BEARS — Ken Kavanaugh, 30 pass from Luckman (Snyder kick). BEARS — Hampton Pool, 15 interception return (Dick Plasman kick). BEARS — Ray Nolting, 23 run (kick failed). BEARS — George McAfee, 34 interception return (Joe Stydahar kick). BEARS — Bulldog Turner, 24 interception return (kick failed). BEARS — Harry Clark, 44 run (kick failed). BEARS — Gary Famiglietti, 2 run (Maniaci pass from Saul Sherman). BEARS — Clark, 1 run (pass failed).

On the game's 2nd play, Bill Osmanski skirted left end for 68 yards and a touchdown. The rout was on. The Bears scored 3 touchdowns in the first 12:10.

Four QB's directed Bear scoring drives: Sid Luckman, Bernie Masterson, Bob Snyder, and Saul Sherman.

Team Statistics	Redskins	Bears
First Downs .....	17	17
Total Net Yards .....	245	501
Rushes/Net Yards .....	14-22	50-382
Net Passing .....	223	119
Pass Attempts/Completions .....	51-20	10-7

#### RUSHING

BEARS — Osmanski 10-109; Clark 8-73; Nolting 13-68; Maniaci 6-60; McAfee 7-33; Ray McLean 2-22; Famiglietti 4-20; Bob Nowaskey 1-6; Luckman 1-1; Manders 2-1; Sherman 1- -6; Snyder 1- -5.  
 REDSKINS — Frank Filchock 2-20; Bob Seymour 4-16; Ed Justice 1-1; Jim Johnston 5-0; Leroy Zimmerman 2- -15.

#### PASSING

BEARS — Luckman 3 of 4 for 88, 1 TD, 0 int. Snyder 3 of 3 for 31, 0 TD, 0 int. Sherman 1 of 2 for 0, 0 TD, 0 int. McAfee 0 of 1, 0 TD, 0 int.  
 REDSKINS — Sammy Baugh 9 of 16 for 91, 0 TD, 2 int. Filchock 8 of 23 for 101, 0 TD, 4 int. Zimmerman 3 of 12 for 34, 0 TD, 2 int.

#### RECEIVING

BEARS — Maniaci 3-39; Kavanaugh 2-32; Bob Swisher 1-35; Joe Mihal 1-13.  
 REDSKINS — Wayne Millner 5-84; Bob Masterson 3-33; Jim Johnston 3-15; Charley Malone 2-58; Bob Hoffman 2-6; Andy Farkas 1-14; Wilbur Moore 1-8; Seymour 1-7; Justice 1-3; Bob McChesney 1- -5.

#### INTERCEPTIONS

BEARS — Maniaci 2-26; McAfee 1-35; Turner 1-20; Pool 1-15; Nolting 1-10; McLean 1-0; Osmanski 1-0.  
 REDSKINS — None.

## 1937 NFL CHAMPIONSHIP

### BEARS 21 REDSKINS 28

At Wrigley Field, Chicago, 12/12/37; Att. 15,870

CHICAGO ..... 7 7 7 0 — 21  
 REDSKINS ..... 7 0 7 14 — 28  
 REDSKINS — Cliff Battles, 7 run (Riley Smith kick). BEARS — Jack Manders, 10 run (Manders kick). BEARS — Manders, 37 pass from Bernie Masterson (Manders kick). REDSKINS — Wayne Millner, 55 pass from Sammy Baugh (Smith kick). BEARS — Edgar Manske, 3 pass from Masterson (Manders kick). REDSKINS — Millner, 78 pass from Baugh (Smith kick). REDSKINS — Ed Justice, 35 pass from Baugh (Smith kick).

In 15-degree temperatures and on an icy field, the Redskins scored twice in the last 9 minutes for a come-from-behind win.

Sammy Baugh's 78-yard pass to Wayne Millner came on the 1st play after a Bear punt. The game winning drive covered 80 yards in 11 plays with Baugh hitting Ed Justice for the game winning 35-yard TD.

Washington held a 441-335 yardage edge as the Bears completed only 8 of 31 passes for 207 yards.

## 1934 NFL CHAMPIONSHIP

### BEARS 13 GIANTS 30

At the Polo Grounds, New York, 12/9/34; 35,059

CHICAGO ..... 0 10 3 0 — 13  
 GIANTS ..... 3 0 0 27 — 30  
 GIANTS—Ken Strong, 38 FG. BEARS—Bronko Nagurski, 1 run (Jack Manders kick). BEARS—Manders, 17 FG. BEARS—Manders, 24 FG. GIANTS—Ike Frankian, 28 pass from Ed Danowski (Strong kick). GIANTS—Strong, 42 run (Strong kick). GIANTS—Strong, 11 run (kick failed). GIANTS—Danowski, 9 run (Molenda kick).

In the "sneakers game", the Giants switched from football shoes at halftime to combat a frozen



field in the Polo Grounds.

The comeback did not begin until well into the final period when rookie singlewing tailback Ed Danowski threw a 28-yard touchdown pass to Malcolm (Ike) Frankian to make the score 13-10.

The Giants, who were not penalized in the game, out-gained Chicago 276-165.

## 1933 NFL CHAMPIONSHIP

### BEARS 23

### GIANTS 21

At Wrigley Field, Chicago, 12/17/33; Att. 26,000

CHICAGO ..... 3 3 10 7 —23

GIANTS ..... 0 7 7 7 —21

BEARS — Jack Manders, 16 FG. BEARS — Manders, 40 FG. GIANTS — Red Badgro, 29 pass from Harry Newman (Ken Strong kick). BEARS — Manders 28 FG. GIANTS — Max Krause, 1 run (Strong). BEARS — Bill Karr, 8 pass from Bronko Nagurski (Manders kick). GIANTS — Strong, 8 pass from Newman (Strong kick). BEARS — Karr, 19 lateral from Bill Hewitt after 14 pass from Nagurski (Carl Brumbaugh kick).

The Bears winning drive started with 3 minutes left after an 8-yard (Giants') Ken Strong punt. Chicago took over on New York's 46-yard line. Keith Molesworth passed 9 yards to Carl Brumbaugh. Bronko Nagurski, the Bears' leading rusher with 65 yards in 14 carries, gained 4 to the 33. On the next play, Nagurski threw a jump pass to Bill Hewitt.

Hewitt gained 14 yards and lateraled to Bill Karr who covered the remaining 19.

## 1932 NFL CHAMPIONSHIP BEARS 9 SPARTANS 0

At Chicago Stadium, 12/18/32; Att. 11,198

CHICAGO ..... 0 0 0 9 —9

SPARTANS ..... 0 0 0 0 —0

BEARS — Red Grange 2 pass from Bronko Nagurski (Tiny Engebretsen kick). BEARS — Portsmouth fumble rolled out of the endzone for an automatic safety.

Super Bowls played indoors are common now. But when the Bears met the Portsmouth Spartans (now Detroit Lions) indoors to settle the 1932 NFL championship, ... man bites dog.

Snow and minus 30 temperatures forced the game from Wrigley Field to Chicago Stadium—now home to the Chicago Bulls and Blackhawks—where dirt was hauled in to make an 80-yard field.

That field and its proximity to the concrete stands brought about the use of hashmarks for starting scrimmage rather than from where the ball was downed.

The game's lone TD also caused a rule change. The Spartans protested Bronko Nagurski was less than the prescribed 5 yards from the line of scrimmage when he threw the winning TD pass. The following year, a pass thrown anywhere behind the line was legal.

## 1983 PRESEASON SCHEDULE

(All Times Local)

### SATURDAY, JULY 30

Pittsburgh vs. New Orleans

Canton, Ohio ..... 2:00 p.m.

### THURSDAY, AUGUST 4

Baltimore at Houston ..... 7:00 p.m.

### FRIDAY, AUGUST 5

Detroit at Philadelphia ..... 7:30 p.m.

Seattle at Denver ..... 7:00 p.m.

### SATURDAY, AUGUST 6

Buffalo at Chicago ..... 6:00 p.m.

Cleveland at Green Bay ..... 7:00 p.m.

Kansas City at Cincinnati ..... 7:00 p.m.

Miami at Dallas ..... 8:00 p.m.

Minnesota vs. St. Louis ..... TBA

New England vs. Pittsburgh at Knoxville ..... 7:30 p.m.

New Orleans at Tampa Bay ..... 8:00 p.m.

San Diego at Los Angeles Rams ..... 7:00 p.m.

San Francisco at Los Angeles Raiders ..... 6:00 p.m.

Washington at Atlanta ..... 8:00 p.m.

### SUNDAY, AUGUST 7

New York Jets at New York Giants ..... 8:00 p.m.

### FRIDAY, AUGUST 12

Cincinnati at Washington ..... 7:30 p.m.

New York Giants at Pittsburgh ..... 8:30 p.m.

Green Bay at Seattle ..... 7:30 p.m.

### SATURDAY, AUGUST 13

Atlanta at Denver ..... 7:00 p.m.

Baltimore at Minnesota ..... 7:30 p.m.

Chicago at St. Louis ..... 6:00 p.m.

Cleveland at Buffalo ..... 6:00 p.m.

Detroit at Kansas City ..... 7:30 p.m.

Los Angeles Raiders at New York Jets ..... 8:00 p.m.

New Orleans at Miami ..... 8:00 p.m.

Philadelphia at San Diego ..... 6:00 p.m.

Tampa Bay at Houston ..... 8:00 p.m.

### SUNDAY, AUGUST 14

New England at San Francisco ..... 1:00 p.m.

### MONDAY, AUGUST 15

Dallas at Los Angeles Rams ..... 7:00 p.m.



**THURSDAY, AUGUST 18**

New York Jets at Cincinnati ..... 9:00 p.m.

**FRIDAY, AUGUST 19**

Miami at Washington ..... 8:30 p.m.

Minnesota at Seattle ..... 7:30 p.m.

**SATURDAY, AUGUST 20**

Atlanta at Tampa Bay ..... 8:00 p.m.

Baltimore at New York Giants ..... 8:00 p.m.

Buffalo at Detroit ..... 7:00 p.m.

Chicago at Los Angeles Raiders ..... 6:00 p.m.

Cleveland at Denver ..... 7:00 p.m.

Houston at New Orleans ..... 7:00 p.m.

New England at Los Angeles Rams ..... 7:00 p.m.

Philadelphia at Green Bay ..... 2:00 p.m.

Pittsburgh at Dallas ..... 8:00 p.m.

St. Louis at Kansas City ..... 7:30 p.m.

San Francisco at San Diego ..... 6:00 p.m.

**THURSDAY, AUGUST 25**

Pittsburgh at Philadelphia ..... 7:30 p.m.

**FRIDAY, AUGUST 26**

Baltimore at Atlanta ..... 8:00 p.m.

Denver at Minnesota ..... 7:30 p.m.

Los Angeles Raiders at Cleveland ..... 8:00 p.m.

Miami at New York Giants ..... 8:00 p.m.

New England at Tampa Bay ..... 8:00 p.m.

Los Angeles Rams at San Diego ..... 7:00 p.m.

**SATURDAY, AUGUST 27**

Cincinnati at Detroit ..... 7:00 p.m.

Green Bay at St. Louis ..... 6:00 p.m.

Kansas City at Chicago ..... 6:00 p.m.

Houston at Dallas ..... 8:00 p.m.

New York Jets at New Orleans ..... 7:00 p.m.

Seattle at San Francisco ..... 2:00 p.m.

Washington at Buffalo ..... 6:00 p.m.

# 1983 NATIONAL FOOTBALL LEAGUE SCHEDULE

(All Times Local)

**SUNDAY, SEPTEMBER 4**

Atlanta at Chicago ..... 12:00

Detroit at Tampa Bay ..... 1:00

Green Bay at Houston ..... 12:00

L.A. Rams at N.Y. Giants ..... 1:00

Minnesota at Cleveland ..... 1:00

Philadelphia at San Francisco ..... 1:00

St. Louis at New Orleans ..... 12:00

Baltimore at New England ..... 1:00

Denver at Pittsburgh ..... 1:00

L.A. Raiders at Cincinnati ..... 1:00

Miami at Buffalo ..... 1:00

N.Y. Jets at San Diego ..... 1:00

Seattle at Kansas City ..... 3:00

**MONDAY, SEPTEMBER 5**

Dallas at Washington ..... 9:00

**THURSDAY, SEPTEMBER 8**

San Francisco at Minnesota ..... 7:30

**SUNDAY, SEPTEMBER 11**

Dallas at St. Louis ..... 12:00

New Orleans at L.A. Rams ..... 1:00

N.Y. Giants at Atlanta ..... 1:00

Tampa Bay at Chicago ..... 12:00

Washington at Philadelphia ..... 1:00

Buffalo at Cincinnati ..... 1:00

Cleveland at Detroit ..... 1:00

Denver at Baltimore ..... 4:00

Houston at L.A. Raiders ..... 1:00

New England at Miami ..... 4:00

Pittsburgh at Green Bay ..... 12:00

Seattle at N.Y. Jets ..... 4:00

**MONDAY, SEPTEMBER 12**

San Diego at Kansas City ..... 8:00

**THURSDAY, SEPTEMBER 15**

Cincinnati at Cleveland ..... 8:30

**SUNDAY, SEPTEMBER 18**

Atlanta at Detroit ..... 1:00

Chicago at New Orleans ..... 12:00

Minnesota at Tampa Bay ..... 4:00

N.Y. Giants at Dallas ..... 3:00

Philadelphia at Denver ..... 2:00

San Francisco at St. Louis ..... 12:00

Baltimore at Buffalo ..... 1:00

Kansas City at Washington ..... 1:00

N.Y. Jets at New England ..... 1:00

Pittsburgh at Houston ..... 12:00

San Diego at Seattle ..... 1:00

L.A. Rams vs Green Bay at Milw. .... 12:00

**MONDAY, SEPTEMBER 19**

Miami at L.A. Raiders ..... 6:00

**SUNDAY, SEPTEMBER 25**

Atlanta at San Francisco ..... 1:00

Chicago at Baltimore ..... 2:00

Detroit at Minnesota ..... 12:00

L.A. Rams at N.Y. Jets ..... 4:00

New Orleans at Dallas ..... 12:00

St. Louis at Philadelphia ..... 1:00

Washington at Seattle ..... 1:00

Cincinnati at Tampa Bay ..... 1:00

Cleveland at San Diego ..... 1:00

Houston at Buffalo ..... 1:00

Kansas City at Miami ..... 1:00

L.A. Raiders at Denver ..... 2:00

New England at Pittsburgh ..... 1:00

**MONDAY, SEPTEMBER 26**

Green Bay at N.Y. Giants ..... 9:00

<b>SUNDAY, OCTOBER 2</b>		Cleveland at Cincinnati	1:00
Dallas at Minnesota	12:00	Kansas City at Houston	12:00
Detroit at L.A. Rams	1:00	L.A. Raiders at Dallas	8:00
Philadelphia at Atlanta	1:00	Miami at Baltimore	2:00
St. Louis at Kansas City	3:00	New England at Buffalo	1:00
San Francisco at New England	1:00	Pittsburgh at Seattle	1:00
Tampa Bay at Green Bay	12:00	San Diego at Denver	2:00
Baltimore at Cincinnati	1:00		
Denver at Chicago	12:00	<b>MONDAY, OCTOBER 24</b>	
Houston at Pittsburgh	1:00	N.Y. Giants at St. Louis	8:00
L.A. Raiders at Washington	1:00		
Miami at New Orleans	1:00	<b>SUNDAY, OCTOBER 30</b>	
San Diego at N.Y. Giants	4:00	Dallas at N.Y. Giants	1:00
Seattle at Cleveland	1:00	Detroit at Chicago	12:00
		Green Bay at Cincinnati	4:00
<b>MONDAY, OCTOBER 3</b>		L.A. Rams at Miami	1:00
N.Y. Jets at Buffalo	9:00	Minnesota at St. Louis	12:00
		New Orleans at Buffalo	1:00
<b>SUNDAY, OCTOBER 9</b>		Tampa Bay at Pittsburgh	1:00
Green Bay at Detroit	1:00	Baltimore at Philadelphia	1:00
L.A. Rams at San Francisco	1:00	Houston at Cleveland	1:00
Minnesota at Chicago	12:00	Kansas City at Denver	2:00
New Orleans at Atlanta	1:00	New England at Atlanta	1:00
Philadelphia at N.Y. Giants	4:00	N.Y. Jets at San Francisco	1:00
Tampa Bay at Dallas	3:00	Seattle at L.A. Raiders	1:00
Washington at St. Louis	12:00		
Buffalo at Miami	1:00	<b>MONDAY, OCTOBER 31</b>	
Denver at Houston	12:00	Washington at San Diego	6:00
Kansas City at L.A. Raiders	1:00		
New England at Baltimore	2:00	<b>SUNDAY, NOVEMBER 6</b>	
N.Y. Jets at Cleveland	1:00	Atlanta at New Orleans	12:00
Seattle at San Diego	1:00	Chicago at L.A. Rams	1:00
		Cleveland vs Green Bay at Milw.	12:00
<b>MONDAY, OCTOBER 10</b>		Philadelphia at Dallas	12:00
Pittsburgh at Cincinnati	9:00	St. Louis at Washington	4:00
		Tampa Bay at Minnesota	12:00
<b>SUNDAY, OCTOBER 16</b>		Baltimore at N.Y. Jets	4:00
Atlanta at L.A. Rams	1:00	Buffalo at New England	1:00
Chicago at Detroit	1:00	Cincinnati at Houston	12:00
Dallas at Philadelphia	4:00	Denver at Seattle	2:00
N.Y. Giants at Kansas City	3:00	L.A. Raiders at Kansas City	12:00
St. Louis at Tampa Bay	1:00	Miami at San Francisco	1:00
San Francisco at New Orleans	1:00	San Diego at Pittsburgh	1:00
Buffalo at Baltimore	2:00		
Cincinnati at Denver	2:00	<b>MONDAY, NOVEMBER 7</b>	
Cleveland at Pittsburgh	1:00	N.Y. Giants at Detroit	9:00
Houston at Minnesota	12:00		
L.A. Raiders at Seattle	1:00	<b>SUNDAY, NOVEMBER 13</b>	
Miami at N.Y. Jets	1:00	Dallas at San Diego	1:00
San Diego at New England	1:00	Detroit at Houston	12:00
		Green Bay at Minnesota	12:00
<b>MONDAY, OCTOBER 17</b>		New Orleans at San Francisco	1:00
Washington at Green Bay	8:00	Philadelphia at Chicago	12:00
		Tampa Bay at Cleveland	1:00
<b>SUNDAY, OCTOBER 23</b>		Washington at N.Y. Giants	4:00
Atlanta at N.Y. Jets	1:00	Buffalo at N.Y. Jets	1:00
Chicago at Philadelphia	1:00	Cincinnati at Kansas City	12:00
Detroit at Washington	1:00	Denver at L.A. Raiders	1:00
Minnesota at Green Bay	12:00	Miami at New England	1:00
New Orleans at Tampa Bay	4:00	Pittsburgh at Baltimore	2:00
San Francisco at L.A. Rams	1:00	Seattle at St. Louis	12:00

**MONDAY, NOVEMBER 14**  
 L.A. Rams at Atlanta . . . . . 9:00

**SUNDAY, NOVEMBER 20**  
 Chicago at Tampa Bay . . . . . 1:00  
 Detroit vs Green Bay at Milw. . . . . 12:00  
 Minnesota at Pittsburgh . . . . . 1:00  
 N.Y. Giants at Philadelphia . . . . . 1:00  
 San Francisco at Atlanta . . . . . 12:00  
 Washington at L.A. Rams . . . . . 1:00  
 Baltimore at Miami . . . . . 1:00  
 Cleveland at New England . . . . . 1:00  
 Houston at Cincinnati . . . . . 1:00  
 Kansas City at Dallas . . . . . 3:00  
 L.A. Raiders at Buffalo . . . . . 1:00  
 San Diego at St. Louis . . . . . 12:00  
 Seattle at Denver . . . . . 2:00

**MONDAY, NOVEMBER 21**  
 N.Y. Jets at New Orleans . . . . . 8:00

**THURSDAY, NOVEMBER 24**  
 St. Louis at Dallas . . . . . 3:00  
 Pittsburgh at Detroit . . . . . 12:30

**SUNDAY, NOVEMBER 27**  
 Green Bay at Atlanta . . . . . 4:00  
 Minnesota at New Orleans . . . . . 12:00  
 N.Y. Giants at L.A. Raiders . . . . . 1:00  
 Philadelphia at Washington . . . . . 1:00  
 San Francisco at Chicago . . . . . 12:00  
 Baltimore at Cleveland . . . . . 1:00  
 Buffalo at L.A. Rams . . . . . 1:00  
 Denver at San Diego . . . . . 1:00  
 Houston at Tampa Bay . . . . . 1:00  
 Kansas City at Seattle . . . . . 1:00  
 New England at N.Y. Jets . . . . . 1:00

**MONDAY, NOVEMBER 28**  
 Cincinnati at Miami . . . . . 9:00

**THURSDAY, DECEMBER 1**  
 L.A. Raiders at San Diego . . . . . 6:00

**SUNDAY, DECEMBER 4**  
 Atlanta at Washington . . . . . 1:00  
 Chicago at Green Bay . . . . . 12:00  
 Dallas at Seattle . . . . . 1:00  
 L.A. Rams at Philadelphia . . . . . 1:00  
 New Orleans at New England . . . . . 1:00  
 St. Louis at N.Y. Giants . . . . . 1:00

Tampa Bay at San Francisco . . . . . 1:00  
 Buffalo at Kansas City . . . . . 12:00  
 Cincinnati at Pittsburgh . . . . . 1:00  
 Cleveland at Denver . . . . . 2:00  
 N.Y. Jets at Baltimore . . . . . 4:00  
 Miami at Houston . . . . . 12:00

**MONDAY, DECEMBER 5**  
 Minnesota at Detroit . . . . . 9:00

**SATURDAY, DECEMBER 10**  
 Atlanta at Miami . . . . . 4:00  
 Pittsburgh at N.Y. Jets . . . . . 12:30

**SUNDAY, DECEMBER 11**  
 Chicago at Minnesota . . . . . 12:00  
 Detroit at Cincinnati . . . . . 1:00  
 New Orleans at Philadelphia . . . . . 1:00  
 St. Louis at L.A. Raiders . . . . . 1:00  
 San Francisco at Buffalo . . . . . 1:00  
 Washington at Dallas . . . . . 3:00  
 Baltimore at Denver . . . . . 2:00  
 Cleveland at Houston . . . . . 12:00  
 Kansas City at San Diego . . . . . 1:00  
 New England at L.A. Rams . . . . . 1:00  
 Seattle at N.Y. Giants . . . . . 1:00

**MONDAY, DECEMBER 12**  
 Green Bay at Tampa Bay . . . . . 9:00

**FRIDAY, DECEMBER 16**  
 N.Y. Jets at Miami . . . . . 9:00

**SATURDAY, DECEMBER 17**  
 N.Y. Giants at Washington . . . . . 12:30  
 Cincinnati at Minnesota . . . . . 3:00

**SUNDAY, DECEMBER 18**  
 Green Bay at Chicago . . . . . 12:00  
 L.A. Rams at New Orleans . . . . . 12:00  
 Philadelphia at St. Louis . . . . . 12:00  
 Tampa Bay at Detroit . . . . . 4:00  
 Buffalo at Atlanta . . . . . 1:00  
 Denver at Kansas City . . . . . 12:00  
 Houston at Baltimore . . . . . 2:00  
 New England at Seattle . . . . . 1:00  
 Pittsburgh at Cleveland . . . . . 1:00  
 San Diego at L.A. Raiders . . . . . 1:00

**MONDAY, DECEMBER 19**  
 Dallas at San Francisco . . . . . 6:00

# **BEAR ALMA MATERS**

**(Based on the all-time roster 1920-82)**

Illinois	39	Nebraska	15	Tennessee	9	Oregon	7
Notre Dame	34	Michigan State	13	Alabama	8	Penn State	7
Northwestern	22	Stanford	12	Michigan	8	Tulsa	7
Ohio State	18	Southern Cal	11	Colorado	7	UCLA	7
Purdue	18	Indiana	10	Florida	7	Wake Forest	7
Wisconsin	18	Arkansas	9	Kentucky	7		
Iowa	17	Marquette	9	Louisiana State	7		

## 1983 Playoff Pairings and Priority

1. **First Round**—Wild cards play each other. Home clubs will be the clubs with the best won-lost percentage in the regular season. If tied in record, apply all applicable divisional tie-breakers.
2. **Other Rounds**—Sites for the AFC and NFC Divisional Playoffs and the AFC and NFC Championship Games are determined by the won-lost records of the divisional champions.

### Division Ties

If, at the end of the regular season, two or more clubs in the same division finish with the best won-lost-tied percentage, the following steps will be taken until a CHAMPION is determined:

#### Two Clubs

1. Head-to-head (best won-lost-tied percentage in games between the clubs).
2. Best won-lost-tied percentage in games played within the division.
3. Best won-lost-tied percentage in games played within the conference.
4. Best won-lost-tied percentage in common games, if applicable.
5. Best net points in division games.
6. Best net points in all games.
7. Strength of schedule.
8. Best net touchdowns in all games.
9. Coin toss.

#### Three or More Clubs

(Note: If two clubs remain tied after a third club is eliminated during any step, tie-breaker reverts to Step One of two-club format.)

1. Head-to-head (best won-lost-tied percentage in games among the clubs).
2. Best won-lost-tied percentage in games played within the division.
3. Best won-lost-tied percentage in games played within the conference.
4. Best won-lost-tied percentage in common games.
5. Best net points in division games.
6. Best net points in all games.
7. Strength of schedule.
8. Best net touchdowns in all games.
9. Coin toss.

### Wild Card Ties

If necessary to break ties to determine the two Wild Card clubs from each conference, the following steps will be taken:

1. If all the tied clubs are from the same division, apply division tiebreaker.
2. If the tied clubs are from different divisions, apply the following steps.

#### Two Clubs

1. Head-to-head, if applicable.
2. Best won-lost-tied percentage in games played within the conference.
3. Best won-lost-tied percentage in common games, minimum of four.
4. Best average net points in conference games.
5. Best net points in all games.
6. Strength of schedule.
7. Best net touchdowns in all games.
8. Coin toss.

#### Three or More Clubs

(Note: If two clubs remain tied after third or other clubs eliminated, tie-breaker reverts to Step One of applicable two-club format.)

1. Head-to-head sweep (applicable only if one club has defeated each of the others or one club has lost to each of the others.)
2. Best won-lost-tied percentage in games played within the conference.
3. Best won-lost-tied percentage in common games, minimum of four.
4. Best average net points in conference games.
5. Best net points in all games.
6. Strength of schedule.
7. Best net touchdowns in all games.
8. Coin toss.

## 1983 OPPONENTS

- Atlanta Falcons:** Head Coach—Dan Henning. PR Director—Charlie Dayton. Home—Atlanta Fulton County Stadium (60,748). 1982 Record—5-4 (tie for 4th in the NFC). Office Telephone—404-588-1111.
- Baltimore Colts:** Head Coach—Frank Kush. PR Director—Walt Gutowski. Home—Memorial Stadium (60,714). 1982 Record—0-8 (14th in AFC). Office Telephone—301-356-9600.
- Buffalo Bills:** Head Coach—Kay Stephenson. PR Director—L. Budd Thalman. Home—Rich Stadium (80,020). 1982 Record—4-5 (tie for 8th in the AFC). Office Telephone—716-648-1800.
- Denver Broncos:** Head Coach—Dan Reeves. PR Director—Charlie Lee. Home—Mile High Stadium (75,123). 1982 Record—2-7 (12th in the AFC). Office Telephone—303-623-8778.
- Detroit Lions:** Head Coach—Monte Clark. PR Director—Don Kremer. Home—Pontiac Silverdome (80,638). 1982 Record—4-5 (tie for 8th in the NFC). Office Telephone—313-335-4131.
- Green Bay Packers:** Head Coach—Bart Starr. PR Director—Lee Rammel. Home—Lambeau Field (56,194). 1982 Record—5-3-1 (3rd in the NFC). Office Telephone—414-494-2357.
- Kansas City Chiefs:** Head Coach—John Mackovic. PR Director—Bob Sprenger. Home—Arrowhead Stadium (78,067). 1982 Record—3-6 (11th in the AFC). Office Telephone—816-924-9300.
- Los Angeles Raiders:** Head Coach—Tom Flores. PR Director—Bill Glazier. Home—Los Angeles Memorial Coliseum (73,999). 1982 Record—8-1 (1st in the AFC). Office Telephone—213-744-1611.
- Los Angeles Rams:** Head Coach—John Robinson. PR Director—Jerry Wilcox. Home—Anaheim Stadium (69,007). 1982 Record—2-7 (14th in the NFC). Office Telephone—714-535-7267.
- Minnesota Vikings:** Head Coach—Bud Grant. PR Director—Merrill Swanson. Home—Hubert H. Humphrey Metrodome (62,212). 1982 Record—5-4 (tie for 4th in the NFC). Office Telephone—612-828-6500.
- New Orleans Saints:** Head Coach—O. A. (Bum) Phillips. PR Director—Greg Suit. Home—Louisiana Superdome (71,330). 1982 Record—4-5 (tie for 8th in the NFC). Office Telephone—504-587-3034.
- Philadelphia Eagles:** Head Coach—Marion Campbell. PR Director—Jim Gallagher. Home—Veterans Stadium (72,204). 1982 Record—3-6 (tie for 11th in the NFC). Office Telephone—215-463-2500.
- St. Louis Cardinals:** Head Coach—Jim Hanifan. PR Director—Marty Igel. Home—Busch Memorial Stadium (51,392). 1982 Record—5-4 (tie for 4th in the NFC). Office Telephone—314-421-0777.
- San Francisco 49ers:** Head Coach—Bill Walsh. PR Director—George Heddleston. Home—Candlestick Park (61,185). 1982 Record—3-6 (tie for 11th in the NFC). Office Telephone—415-365-3420.
- Tampa Bay Buccaneers:** Head Coach—John McKay. PR Director—Bob Best. Home—Tampa Stadium (72,126). 1982 Record—5-4 (tie for 4th in the NFC). Office Telephone—813-870-2700.

## MEDIA INFORMATION

### Credentials

Requests should be directed to Patrick McCaskey, Public Relations Director, Chicago Bears, 250 N. Washington, Lake Forest, IL 60045. Credentials will be mailed up to Monday of game week. Other credentials will be left at the WILL CALL window located near Gate "O" on the south end of the stadium. Will Call opens three hours before kickoff. Space is extremely limited in the Soldier Field press box. No guests are permitted and credentials are limited to working press.

### Photographers

Credentials are limited to those on assignment from accredited wire services, daily newspapers, magazine, and television stations. Because of supply and demand, free lancers are not accredited by the Bears.

### Copy Transmission/Telephones

The Bears cooperate with the Pro Football Writers Association telephone co-op system for copy transmission. Media outlets not participating in the PFWA system should expect to install their own dedicated telephone line or make use of Soldier Field's extremely limited pay phone system. To order phones to the Soldier Field press box call June Brown at Illinois Bell (312) 977-8415. IB's contact at the stadium is John Windebank (312) 326-0886 or 786-0044.



# Bank with the Bears.



American National Bank  
and Trust Company of Chicago

33 N. La Salle 60690 / La Salle at Wacker / 222 S. Riverside Plaza / (312) 661-5000

**We're the bank for business.**

*Member F.D.I.C.*